

California Freestone Peach Freezer and Dehydrator Report State Summary – 2017 Crop Year



California Department of Food and Agriculture

Cooperating with the USDA, National Agricultural Statistics Service, Pacific Regional Office-California

California Field Office · P.O. Box 1258 · Sacramento, CA 95812 · (916) 738-6608 · (855) 270-2722 Fax · www.nass.usda.gov/ca

Information contained in this report was supplied by dry yards and freezers of Freestone peaches to fulfill reporting requirements of Sections 55601.7 and 55601.8 of the California Food and Agricultural Code. Weighted average price represents the average roadside price paid to growers and packing houses for fresh Freestone peaches used for freezing or drying. Freezers grading Freestone peaches reported approximately 3.1 percent as off-grade. Dry yards do not grade Freestone peaches, so there is not an off-grade percentage.

2017 FREESTONE PEACHES FOR FREEZING

Variety Type	Total Fresh Tons Received For Freezing ^{1/}	Total Fresh Tons Purchased For Freezing ^{2/}	Wtd. Average Price Paid to Growers F.O.B. Roadside ^{3/}	Wtd. Average Price Paid to Packing Houses F.O.B. Packinghouse ^{3/}
	Tons		Dollars Per Ton	
Mid-Gem	25,400	22,600	423.00	313.55
Late-Gem	24,100	20,600	434.00	184.00
Fay Elberta	2,300	1,900	391.00	^{4/}
Other Varieties	1,400	1,400	615.00	524.00
All Varieties	53,200	46,500	428.00	417.00

^{1/} Total tons for freezing received from growers, packinghouses, and the processors' own orchards.

^{2/} Total tons for freezing purchased from growers and packinghouses. Tons from processors' own orchards are excluded from this column.

^{3/} Fresh tons purchased from California growers totaled 44,200 for freezing. Tons purchased from packinghouses totaled 2,300. The weighted average price paid to growers and packinghouses was \$427.00 per ton. If the tons (6,700) grown in the freezers' own orchards are included using the grower price (\$428.00), then average value received for freezing is \$427.00 per ton.

^{4/} No tons for this variety were reported purchased from packinghouses.

2017 FREESTONE PEACHES FOR DRYING

Variety Type	Total Tons Received For Drying ^{1/}	Total Tons Purchased For Drying ^{2/}	Total Dried Tons After Drying (Natural Cond.)	Dry-Away Ratio ^{3/}	Wtd. Average Price Paid To Growers	Wtd. Average Price Paid To Packing Houses
	Tons				Dollars Per Ton	
Fay Elberta	300	300	30	8.7	^{4/}	45.00
Lovell	0	0	0	0.0	^{4/}	^{5/}
Gem Types	500	500	50	8.7	^{4/}	45.00
Other Varieties	6,100	6,100	610	9.9	^{4/}	51.00
All Varieties	6,900	6,900	690	9.8	^{4/}	51.00

^{1/} Total tons for drying received from growers, packinghouses, and the processors' own orchards.

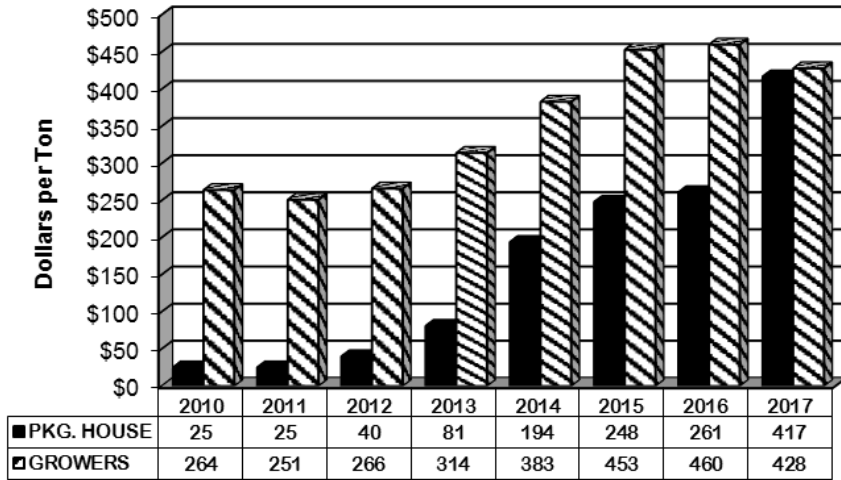
^{2/} Total tons for drying purchased from growers and packinghouses. Tons from the processors' own orchards are excluded from this column.

^{3/} Dry-Away Ratios may not calculate due to rounding.

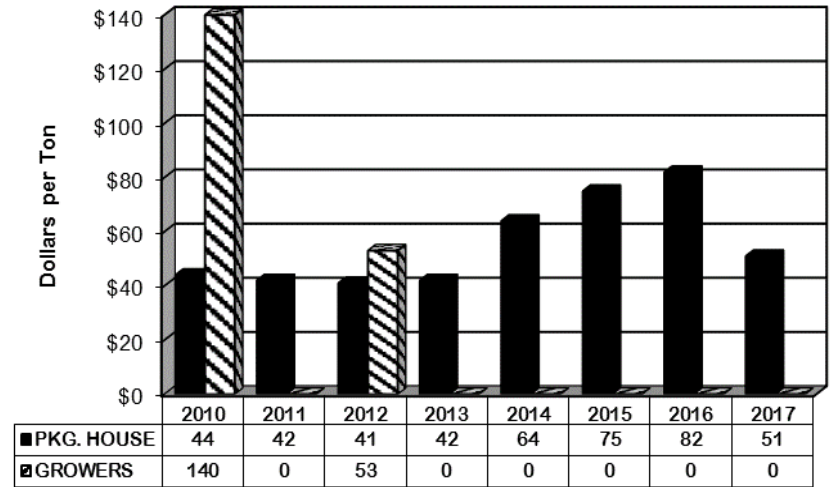
^{4/} No tons for this variety were reported purchased from growers.

^{5/} No tons for this variety were reported purchased from packinghouses.

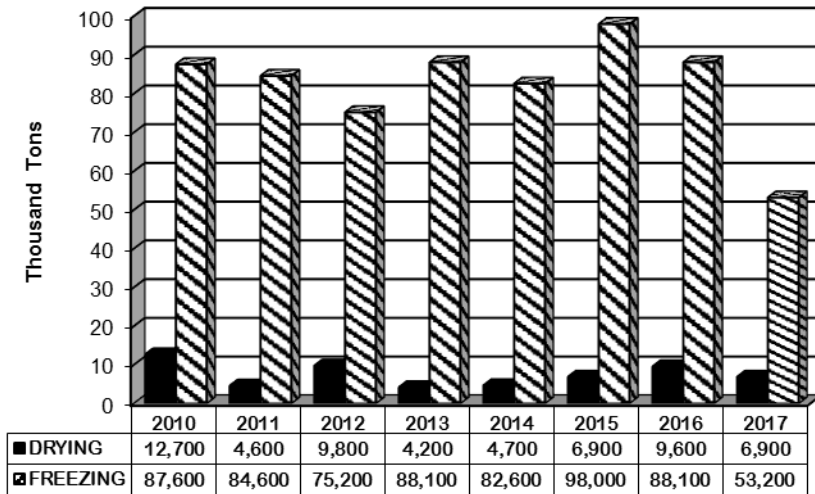
WEIGHTED AVERAGE PRICE PAID FOR FREEZING



WEIGHTED AVERAGE PRICE PAID FOR DRYING



TOTAL TONS RECEIVED FOR FREEZING AND DRYING



TOTAL TONS PURCHASED FOR FREEZING AND DRYING

