

California Freestone Peach Freezer and Dehydrator Report State Summary – 2015 Crop Year



California Department of Food and Agriculture

Cooperating with the USDA, National Agricultural Statistics Service, Pacific Regional Office-California

California Field Office · P.O. Box 1258 · Sacramento, CA 95812 · (916) 498-5161 · (855) 270-2722 Fax · www.nass.usda.gov/ca

Released: May 25, 2016

Information contained in this report was supplied by dry yards and freezers of Freestone peaches to fulfill reporting requirements of Sections 55601.7 and 55601.8 of the California Food and Agricultural Code. Weighted average price represents the average roadside price paid to growers and packing houses for fresh Freestone peaches used for freezing or drying. Freezers grading Freestone peaches reported approximately 1.7 percent as off-grade. Dry yards do not grade Freestone peaches, so there is not an off-grade percentage.

2015 FREESTONE PEACHES FOR FREEZING

Variety Type	Total Fresh Tons Received For Freezing 1/	Total Fresh Tons Purchased For Freezing 2/	Wtd. Average Price Paid to Growers F.O.B. Roadside 3/	Wtd. Average Price Paid to Packing Houses F.O.B. Packinghouse 3/
	Tons		Dollars Per Ton	
Mid-Gem	27,000	23,600	454.00	4/
Late-Gem	51,600	46,000	447.00	210.00
Fay Elberta	2,300	1,800	435.00	4/
Other Varieties	17,100	17,100	499.00	285.00
All Varieties	98,000	88,500	453.00	248.00

1/ Total tons for freezing received from growers, packinghouses, and the processors' own orchards.

2/ Total tons for freezing purchased from growers and packinghouses. Tons from processors' own orchards are excluded from this column.

3/ Fresh tons purchased from California growers totaled 65,400 for freezing. Tons purchased from packinghouses totaled 23,000. The weighted average price paid to growers and packinghouses was \$400.00 per ton. If the tons (9,600) grown in the freezer's own orchards are included using the grower price (\$453.00), then average value received for freezing is \$405.00 per ton.

4/ No tons for this variety were reported purchased from packinghouses.

2015 FREESTONE PEACHES FOR DRYING

Variety Type	Total Tons Received For Drying 1/	Total Tons Purchased For Drying 2/	Total Dried Tons After Drying (Natural Cond.)	Dry-Away Ratio 3/	Wtd. Average Price Paid To Growers	Wtd. Average Price Paid To Packing Houses
	Tons				Dollars Per Ton	
Fay Elberta	200	200	20	10.0	4/	70.00
Lovell	0	0	0	0.0	4/	5/
Gem Types	600	600	70	8.6	4/	70.00
Other Varieties	6,100	6,100	800	7.6	4/	75.00
All Varieties	6,900	6,900	890	7.8	4/	75.00

1/ Total tons for drying received from growers, packinghouses, and the processor's own orchards.

2/ Total tons for drying purchased from growers and packinghouses. Tons from the processor's own orchards are excluded from this column.

3/ Dry-Away Ratios may not calculate due to rounding.

4/ No tons for this variety were reported purchased from growers.

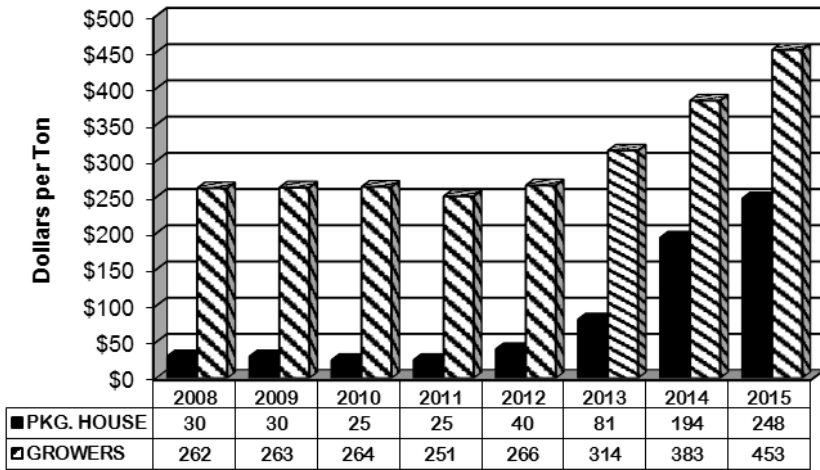
5/ No tons for this variety were reported purchased from packinghouses.

**CALIFORNIA DEPARTMENT OF FOOD AND AGRICULTURE
SACRAMENTO, CALIFORNIA
KAREN ROSS, SECRETARY**

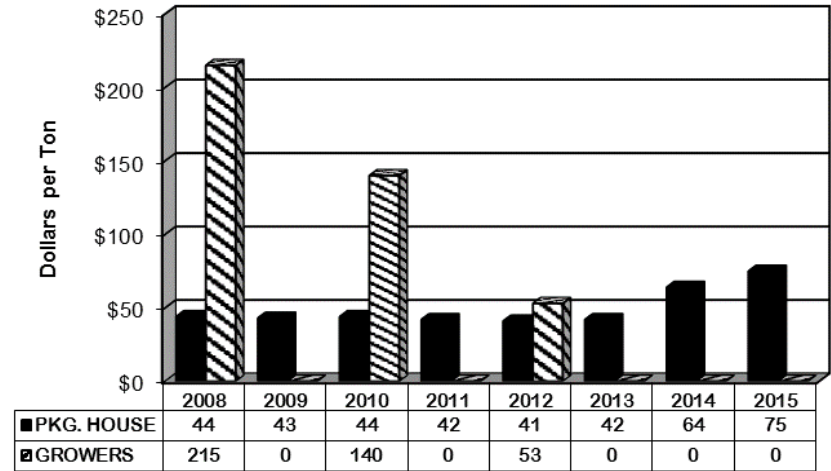
IN COOPERATION WITH:

**USDA, National Agricultural Statistics Service, Pacific Regional Office
P.O. Box 1258, Sacramento, CA 95812
Phone: (916) 498-5161 – Fax: (855) 270-2722**

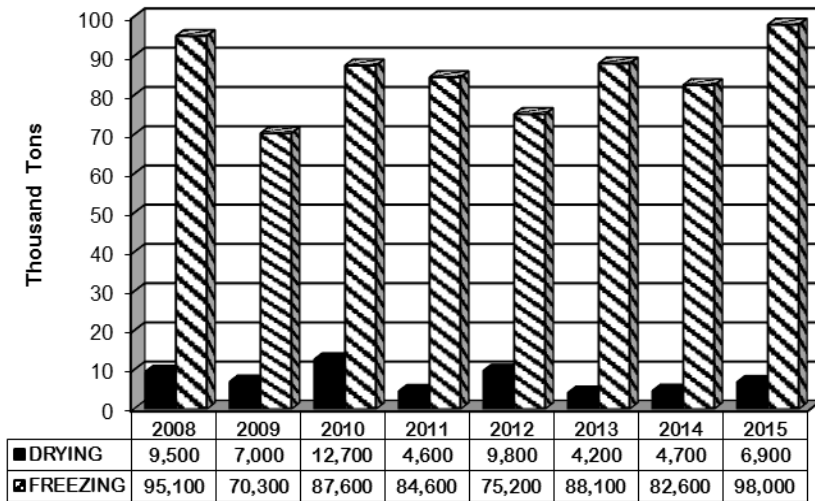
WEIGHTED AVERAGE PRICE PAID FOR FREEZING



WEIGHTED AVERAGE PRICE PAID FOR DRYING



TOTAL TONS RECEIVED FOR FREEZING AND DRYING



TOTAL TONS PURCHASED FOR FREEZING AND DRYING

