

# California Freestone Peach Freezer and Dehydrator Report State Summary – 2014 Crop Year



## California Department of Food and Agriculture

Cooperating with the **USDA, National Agricultural Statistics Service, Pacific Regional Field Office-California**  
California Field Office · P.O. Box 1258 · Sacramento, CA 95812 · (916) 498-5161 · (855) 270-2722 Fax · [www.nass.usda.gov/ca](http://www.nass.usda.gov/ca)

Released: March 18, 2015

Information contained in this report was supplied by dry yards and freezers of Freestone peaches to fulfill reporting requirements of Sections 55601.7 and 55601.8 of the California Food and Agricultural Code. Weighted average price represents the average roadside price paid to growers and packing houses for fresh Freestone peaches used for freezing or drying. Freezers grading Freestone peaches reported approximately 2 percent as off-grade. Dry yards do not grade Freestone peaches, so there is not an off-grade percentage.

### 2014 FREESTONE PEACHES FOR FREEZING

Variety Type	Total Fresh Tons Received For Freezing 1/	Total Fresh Tons Purchased For Freezing 2/	Wtd. Average Price Paid to Growers F.O.B. Roadside 3/	Wtd. Average Price Paid to Packing Houses F.O.B. Packinghouse 3/
	Tons		Dollars Per Ton	
Mid-Gem	24,600	21,000	377.00	187.00
Late-Gem	52,700	45,100	376.00	185.00
Fay Elberta	2,700	1,900	355.00	4/
Other Varieties	2,600	2,600	594.00	392.00
All Varieties	82,600	70,600	383.00	194.00

1/ Total tons for freezing received from growers, packinghouses, and the processors' own orchards.

2/ Total tons for freezing purchased from growers and packinghouses. Tons from processors' own orchards are excluded from this column.

3/ Fresh tons purchased from California growers totaled 51,800 for freezing. Tons purchased from packinghouses totaled 18,800. The weighted average price paid to growers and packinghouses was \$333.00 per ton. If the tons (12,000) grown in the freezer's own orchards are included using the grower price (\$383.00), then average value received for freezing is \$340.00 per ton.

4/ No tons for this variety were reported purchased from packinghouses.

### 2014 FREESTONE PEACHES FOR DRYING

Variety Type	Total Tons Received For Drying 1/	Total Tons Purchased For Drying 2/	Total Dried Tons After Drying (Natural Cond.)	Dry-Away Ratio 3/	Wtd. Average Price Paid To Growers	Wtd. Average Price Paid To Packing Houses
	Tons				Dollars Per Ton	
Fay Elberta	100	100	10	10.0	4/	50.00
Lovell	0	0	0	0.0	4/	5/
Gem Types	0	0	0	0.0	4/	5/
Other Varieties	4,600	4,600	600	7.7	4/	64.00
All Varieties	4,700	4,700	610	7.7	4/	64.00

1/ Total tons for drying received from growers, packinghouses, and the processor's own orchards.

2/ Total tons for drying purchased from growers and packinghouses. Tons from the processor's own orchards are excluded from this column.

3/ Dry-Away Ratios may not calculate due to rounding.

4/ No tons for this variety were reported purchased from growers.

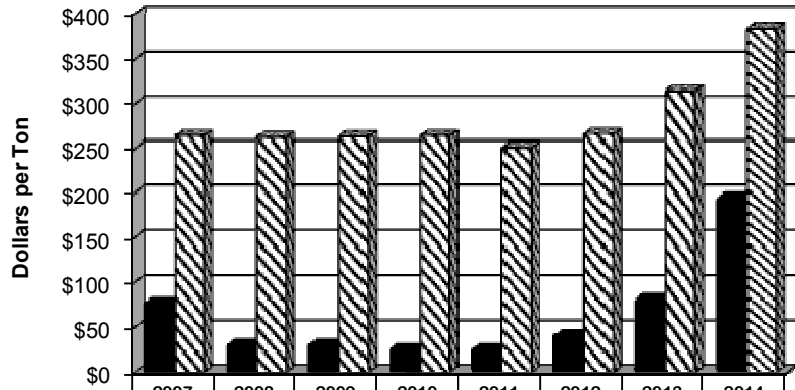
5/ No tons for this variety were reported purchased from packinghouses.

**CALIFORNIA DEPARTMENT OF FOOD AND AGRICULTURE  
SACRAMENTO, CALIFORNIA  
KAREN ROSS, SECRETARY**

**IN COOPERATION WITH:**

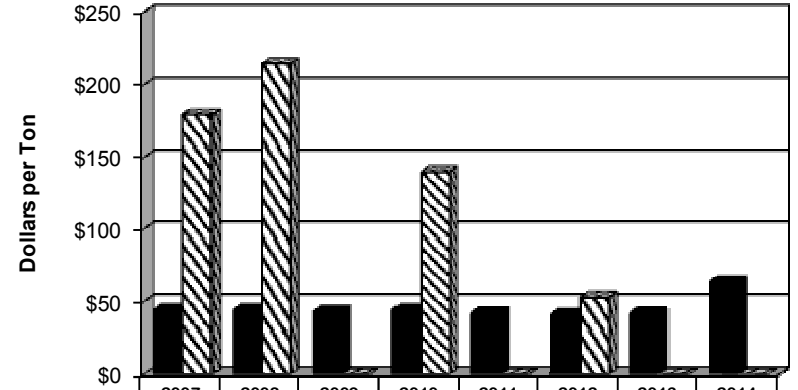
**USDA, National Agricultural Statistics Service, Pacific Regional Field Office  
P.O. Box 1258, Sacramento, CA 95812  
Phone: (916) 498-5161 – Fax: (855) 270-2722**

### WEIGHTED AVERAGE PRICE PAID FOR FREEZING



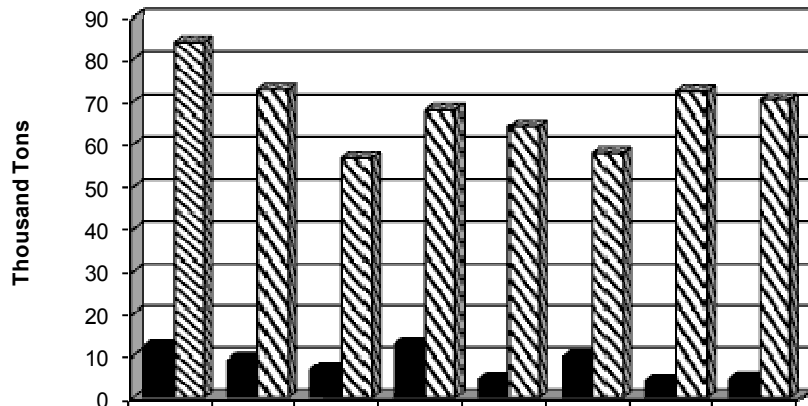
	2007	2008	2009	2010	2011	2012	2013	2014
■ PKG. HOUSE	77	30	30	25	25	40	81	194
▨ GROWERS	264	262	263	264	251	266	314	383

### WEIGHTED AVERAGE PRICE PAID FOR DRYING



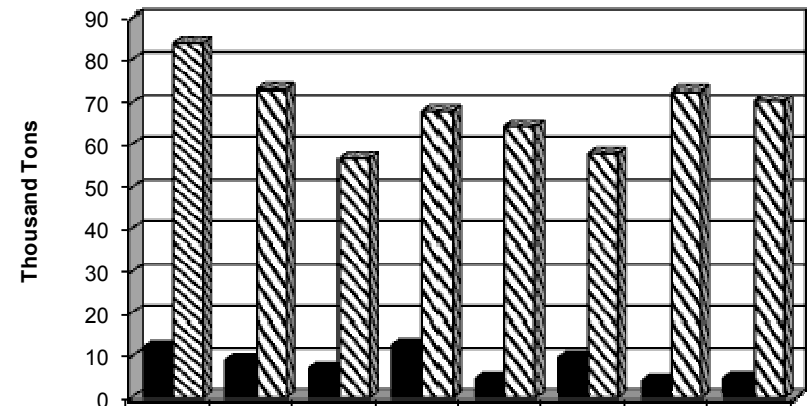
	2007	2008	2009	2010	2011	2012	2013	2014
■ PKG. HOUSE	44	44	43	44	42	41	42	64
▨ GROWERS	179	215	0	140	0	53	0	0

### TOTAL TONS PURCHASED FOR FREEZING AND DRYING



	2007	2008	2009	2010	2011	2012	2013	2014
■ DRYING	12,200	9,200	7,000	12,700	4,600	9,800	4,200	4,700
▨ FREEZING	84,200	73,100	56,700	68,100	64,400	57,800	72,700	70,600

### TOTAL TONS PURCHASED FOR FREEZING AND DRYING



	2007	2008	2009	2010	2011	2012	2013	2014
■ DRYING	12,200	9,200	7,000	12,700	4,600	9,800	4,200	4,700
▨ FREEZING	84,200	73,100	56,700	68,100	64,400	57,800	72,700	70,600