

California Freestone Peach Freezer and Dehydrator Report State Summary – 2013 Crop Year



California Department of Food and Agriculture, California Agricultural Statistics

Cooperating with the USDA, National Agricultural Statistics Service, Pacific Regional Office-California

Pacific Regional Office · P.O. Box 1258 · Sacramento, CA 95812 · (916) 498-5161 · (855) 270-2722 Fax · www.nass.usda.gov/ca

Released: January 21, 2014

Information contained in this report was supplied by dry yards and freezers of Freestone peaches to fulfill reporting requirements of Sections 55601.7 and 55601.8 of the California Food and Agricultural Code. Weighted average price represents the average roadside price paid to growers

and packinghouses for fresh Freestone peaches used for freezing or drying. Freezers grading Freestone peaches reported approximately 1.5 percent as off-grade. Dry yards do not grade Freestone peaches, so there is not an off-grade percentage.

2013 FREESTONE PEACHES FOR FREEZING

Variety Type	Total Fresh Tons Received For Freezing 1/	Total Fresh Tons Purchased For Freezing 2/	Wtd. Average Price Paid to Growers F.O.B. Roadside 3/	Wtd. Average Price Paid F.O.B. to Packinghouse 3/
	Tons		Dollars Per Ton	
Mid-Gem	33,200	27,200	309.00	63.30
Late-Gem	50,100	41,900	311.00	95.00
Fay Elberta	2,800	1,600	296.00	4/
Other Varieties	2,000	2,000	445.00	4/
All Varieties	88,100	72,700	314.00	81.00

1/ Total tons for freezing received from growers, packinghouses, and the processors' own orchards.

2/ Total tons for freezing purchased from growers and packinghouses. Tons from processors' own orchards are excluded from this column.

3/ Fresh tons purchased from California growers totaled 61,000 for freezing. Tons purchased from packinghouses totaled 11,700. The weighted average price paid to growers and packinghouses was \$277.00 per ton. If the tons (15,400) grown in the freezer's own orchards are included using the grower price (\$314.00), then average value received for freezing is \$283.00 per ton.

4/ No tons for this variety were reported purchased from packinghouses.

2013 FREESTONE PEACHES FOR DRYING

Variety Type	Total Tons Received For Drying 1/	Total Tons Purchased For Drying 2/	Total Dried Tons After Drying (Natural Cond.)	Dry-Away Ratio 3/	Wtd. Average Price Paid To Growers	Wtd. Average Price Paid To Packinghouses
	Tons				Dollars Per Ton	
Fay Elberta	1,800	1,800	180	10.0	4/	39.00
Lovell	0	0	0	0.0	4/	5/
Gem Types	0	0	0	0.0	4/	5/
Other Varieties	2,400	2,400	240	10.0	4/	44.00
All Varieties	4,200	4,200	420	10.0	4/	42.00

1/ Total tons for drying received from growers, packinghouses, and the processors' own orchards.

2/ Total tons for drying purchased from growers and packinghouses. Tons from the processors' own orchards are excluded from this column.

3/ Dry-Away Ratios may not calculate due to rounding.

4/ No tons for this variety were reported purchased from growers.

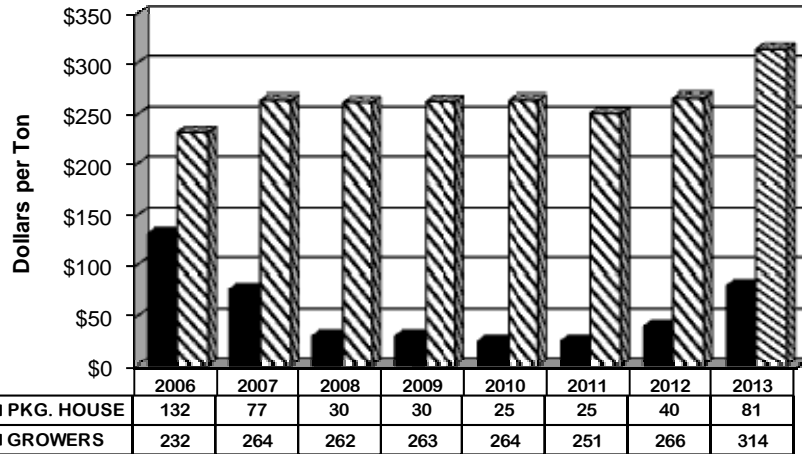
5/ No tons for this variety were reported purchased from packinghouses.

CALIFORNIA DEPARTMENT OF FOOD AND AGRICULTURE
SACRAMENTO, CALIFORNIA
KAREN ROSS, SECRETARY

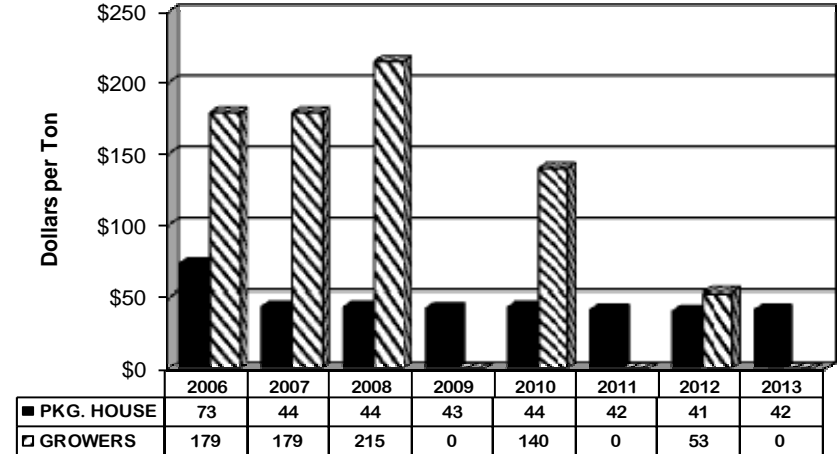
IN COOPERATION WITH:

USDA, National Agricultural Statistics Service, Pacific Regional Office-California
P.O. Box 1258, Sacramento, CA 95812
Phone: (916) 498-5161 – Fax: (855) 270-2722
www.nass.usda.gov/ca

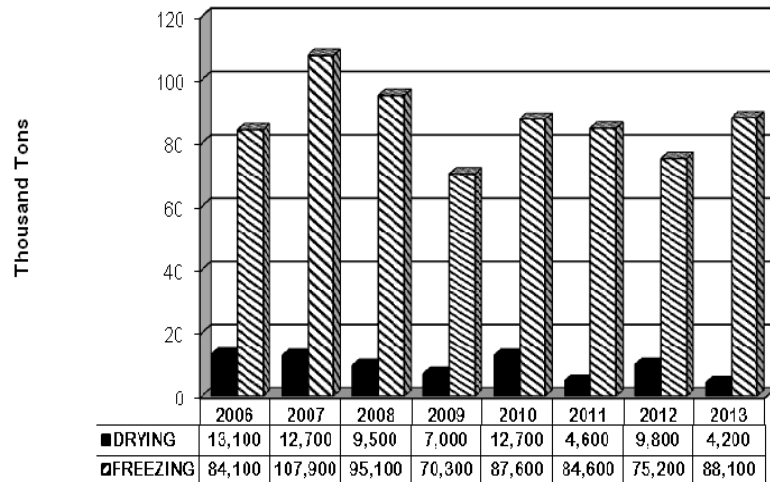
WEIGHTED AVERAGE PRICE PAID FOR FREEZING



WEIGHTED AVERAGE PRICE PAID FOR DRYING



TOTAL TONS RECEIVED FOR FREEZING AND DRYING



TOTAL TONS PURCHASED FOR FREEZING AND DRYING

