



United States Department of Agriculture  
National Agricultural Statistics Service

# Freestone Peach Freezer and Dehydrator Report

## State Summary – 2011 Crop Year



Cooperating with the California Department of Food and Agriculture

California Field Office · P.O. Box 1258 · Sacramento, CA 95812 · (916) 498-5161 · (916) 498-5186 Fax · [www.nass.usda.gov/ca](http://www.nass.usda.gov/ca)

Released: January 6, 2012

Information contained in this report was supplied by dry yards and freezers of Freestone peaches to fulfill reporting requirements of Sections 55601.7 and 55601.8 of the California Food and Agricultural Code. Weighted average price represents the average roadside price paid to growers and packing houses for fresh Freestone peaches used for freezing or drying. Freezers grading Freestone peaches reported approximately 1 percent as off-grade. Dry yards do not grade Freestone peaches, so there is not an off-grade percentage.

### 2011 FREESTONE PEACHES FOR FREEZING

Variety Type	Total Fresh Tons Received For Freezing 1/	Total Fresh Tons Purchased For Freezing 2/	Wtd. Average Price Paid to Growers F.O.B. Roadside 3/	Wtd. Average Price Paid to Packing Houses F.O.B. Packinghouse 3/
	Tons		Dollars Per Ton	
Mid-Gem	29,400	21,300	255.00	25.00
Late-Gem	49,700	39,000	247.00	4/
Fay Elberta	3,100	1,700	246.00	4/
Other Varieties	2,400	2,400	294.00	4/
All Varieties	84,600	64,400	251.00	25.00

1/ Total tons for freezing received from growers, packinghouses, and the processor's own orchards.

2/ Total tons for freezing purchased from growers and packinghouses. Tons from processors' own orchards are excluded from this column.

3/ Fresh tons purchased from California growers totaled 60,300 for freezing. Tons purchased from packinghouses totaled 4,100. The weighted average price paid to growers and packinghouses was \$237.00 per ton. If the tons (20,200) grown in the freezer's own orchards are included using the grower price (\$251.00), then average value received for freezing is \$240.00 per ton.

4/ No tons for this variety were reported purchased from packinghouses.

### 2011 FREESTONE PEACHES FOR DRYING

Variety Type	Total Tons Received For Drying 1/	Total Tons Purchased For Drying 2/	Total Dried Tons After Drying (Natural Cond.)	Dry-Away Ratio 3/	Wtd. Average Price Paid To Growers	Wtd. Average Price Paid To Packing Houses
	Tons				Dollars Per Ton	
Fay Elberta	0	0	0	0.0	4/	5/
Lovell	0	0	0	0.0	4/	5/
Gem Types	0	0	0	0.0	4/	5/
Other Varieties	4,600	4,600	460	9.8	4/	42.00
All Varieties	4,600	4,600	460	9.8	4/	42.00

1/ Total tons for drying received from growers, packinghouses, and the processor's own orchards.

2/ Total tons for drying purchased from growers and packinghouses. Tons from the processor's own orchards are excluded from this column.

3/ Dry-Away Ratios may not calculate due to rounding.

4/ No tons for this variety were reported purchased from growers.

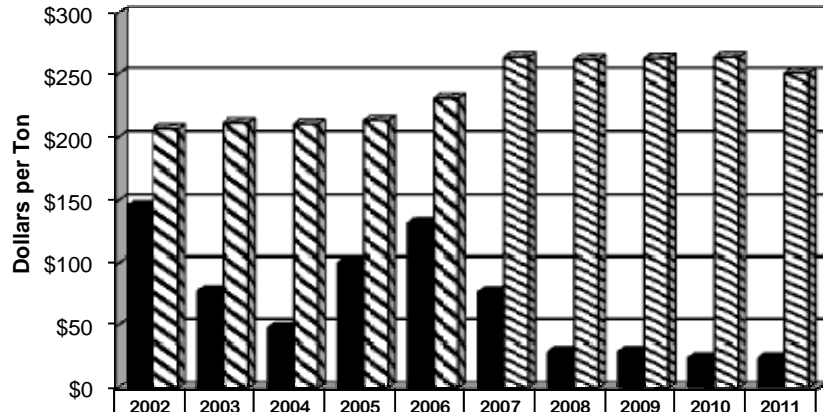
5/ No tons for this variety were reported purchased from packinghouses.

CALIFORNIA DEPARTMENT OF FOOD AND AGRICULTURE  
SACRAMENTO, CALIFORNIA  
KAREN ROSS, SECRETARY

COMPILED AND PUBLISHED BY:

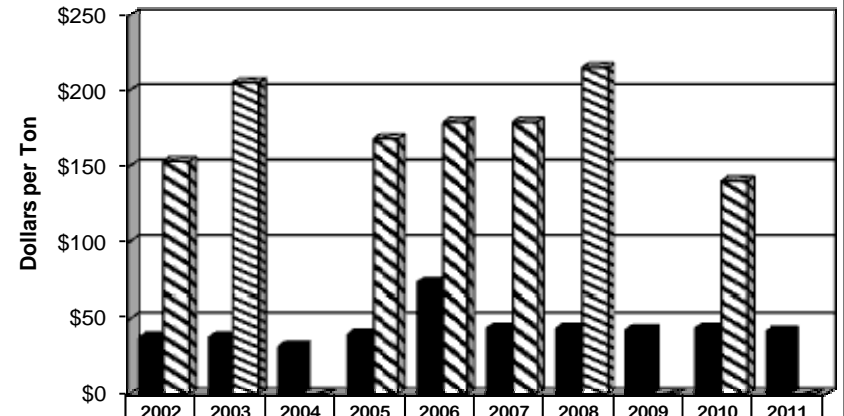
USDA, National Agricultural Statistics Service, California Field Office  
P.O. Box 1258, Sacramento, CA 95812  
Phone: (916) 498-5161 – Fax: (916) 498-5186

### WEIGHTED AVERAGE PRICE PAID FOR FREEZING



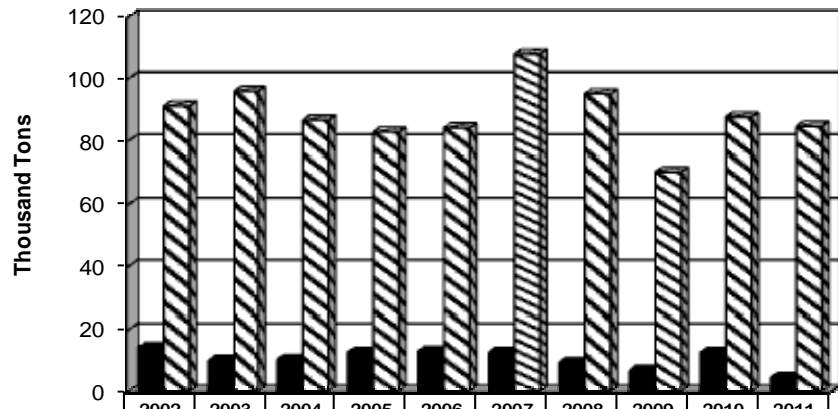
	2002	2003	2004	2005	2006	2007	2008	2009	2010	2011
■ PKG. HOUSE	146	78	48	101	132	77	30	30	25	25
▨ GROWERS	207	212	211	214	232	264	262	263	264	251

### WEIGHTED AVERAGE PRICE PAID FOR DRYING



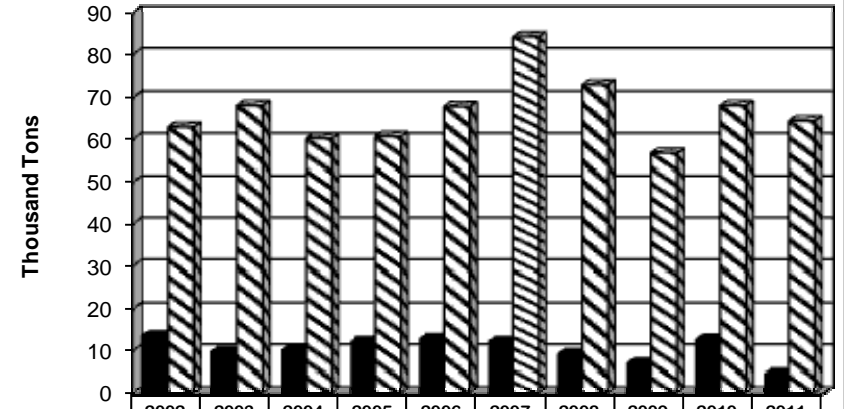
	2002	2003	2004	2005	2006	2007	2008	2009	2010	2011
■ PKG. HOUSE	38	38	32	40	73	44	44	43	44	42
▨ GROWERS	153	205	0	168	179	179	215	0	140	0

### TOTAL TONS RECEIVED FOR FREEZING AND DRYING



	2002	2003	2004	2005	2006	2007	2008	2009	2010	2011
■ DRYING	14,200	10,160	10,400	12,700	13,100	12,700	9,500	7,000	12,700	4,600
▨ FREEZING	91,120	95,930	86,600	82,800	84,100	107,900	95,100	70,300	87,600	84,600

### TOTAL TONS PURCHASED FOR FREEZING AND DRYING



	2002	2003	2004	2005	2006	2007	2008	2009	2010	2011
■ DRYING	13,520	9,700	9,800	12,100	12,800	12,200	9,200	7,000	12,700	4,600
▨ FREEZING	62,915	68,130	60,200	60,670	67,900	84,200	73,100	56,700	68,100	64,400