



United States Department of Agriculture
National Agricultural Statistics Service

Freestone Peach Freezer and Dehydrator Report

State Summary – 2010 Crop Year



Cooperating with the California Department of Food and Agriculture

California Field Office · P.O. Box 1258 · Sacramento, CA 95812 · (916) 498-5161 · (916) 498-5186 Fax · www.nass.usda.gov/ca

Released: January 7, 2011

Information contained in this report was supplied by dry yards and freezers of Freestone peaches to fulfill reporting requirements of Sections 55601.7 and 55601.8 of the California Food and Agricultural Code. Weighted average price represents the average roadside price paid to growers and packing houses for fresh Freestone peaches used for freezing or drying. Freezers grading Freestone peaches reported approximately 1 percent as off-grade. Dry yards do not grade Freestone peaches, so there is not an off-grade percentage.

2010 FREESTONE PEACHES FOR FREEZING

Variety Type	Total Fresh Tons Received For Freezing 1/	Total Fresh Tons Purchased For Freezing 2/	Wtd. Average Price Paid to Growers F.O.B. Roadside 3/	Wtd. Average Price Paid to Packing Houses F.O.B. Packinghouse 3/
	Tons		Dollars Per Ton	
Mid-Gem	29,000	20,900	268.00	25.00
Late-Gem	52,800	42,900	261.00	4/
Fay Elberta	3,500	2,000	241.00	4/
Other Varieties	2,300	2,300	306.00	4/
All Varieties	87,600	68,100	264.00	25.00

1/ Total tons for freezing received from growers, packinghouses, and the processor's own orchards.

2/ Total tons for freezing purchased from growers and packinghouses. Tons from processors' own orchards are excluded from this column.

3/ Fresh tons purchased from California growers totaled 63,800 for freezing. Tons purchased from packinghouses totaled 4,300. The weighted average price paid to growers and packinghouses was \$249.00 per ton. If the tons (19,500) grown in the freezer's own orchards are included using the grower price (\$264.00), then average value received for freezing is \$252.00 per ton.

4/ No tons for this variety were reported purchased from packinghouses.

2010 FREESTONE PEACHES FOR DRYING

Variety Type	Total Tons Received For Drying 1/	Total Tons Purchased For Drying 2/	Total Dried Tons After Drying (Natural Cond.)	Dry-Away Ratio 3/	Wtd. Average Price Paid To Growers	Wtd. Average Price Paid To Packing Houses
	Tons				Dollars Per Ton	
Fay Elberta	0	0	0	0.0	4/	5/
Lovell	0	0	0	0.0	4/	5/
Gem Types	0	0	0	0.0	4/	5/
Other Varieties	12,700	12,700	2,010	6.3	140.00	44.00
All Varieties	12,700	12,700	2,010	6.3	140.00	44.00

1/ Total tons for drying received from growers, packinghouses, and the processor's own orchards.

2/ Total tons for drying purchased from growers and packinghouses. Tons from the processor's own orchards are excluded from this column.

3/ Dry-Away Ratios may not calculate due to rounding.

4/ No tons for this variety were reported purchased from growers.

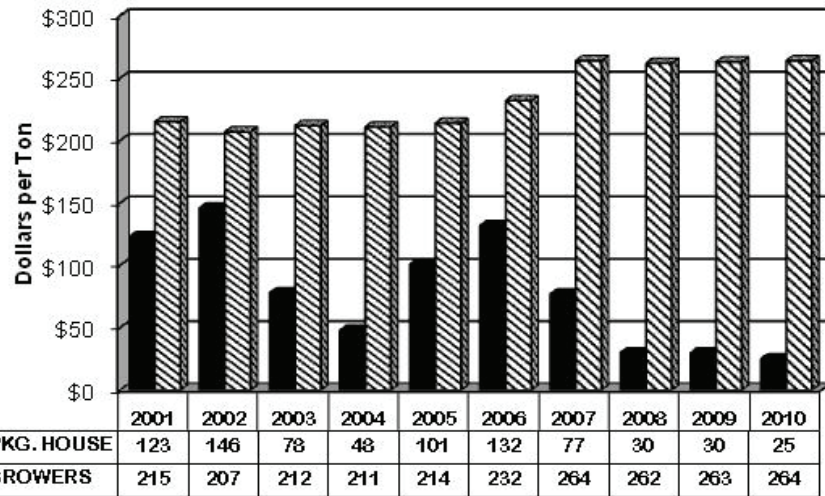
5/ No tons for this variety were reported purchased from packinghouses.

CALIFORNIA DEPARTMENT OF FOOD AND AGRICULTURE
SACRAMENTO, CALIFORNIA

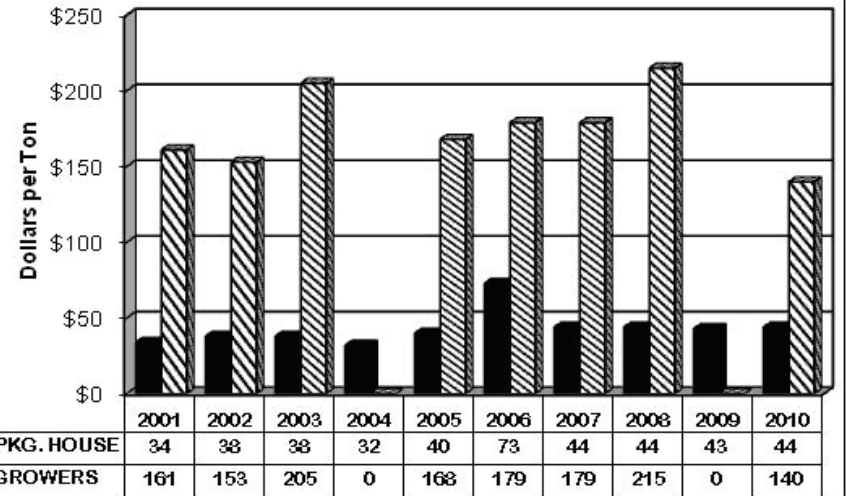
COMPILED AND PUBLISHED BY:

USDA, National Agricultural Statistics Service, California Field Office
P.O. Box 1258, Sacramento, CA 95812
Phone: (916) 498-5161 – Fax: (916) 498-5186

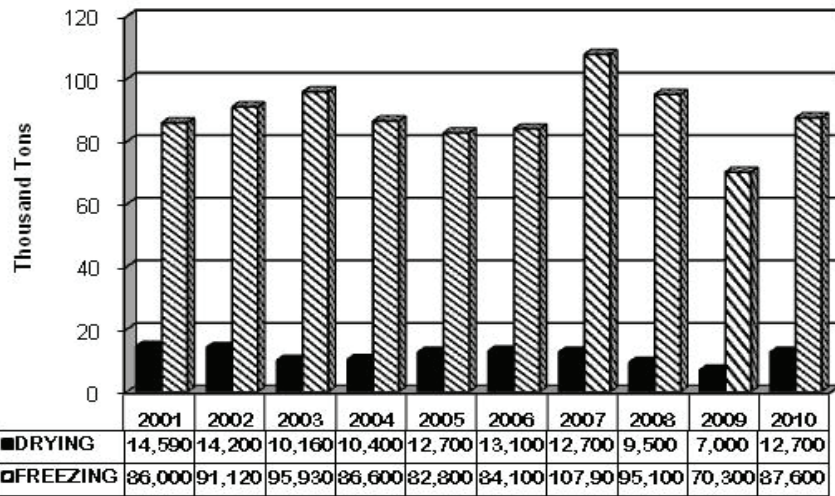
WEIGHTED AVERAGE PRICE PAID FOR FREEZING



WEIGHTED AVERAGE PRICE PAID FOR DRYING



TOTAL TONS RECEIVED FOR FREEZING AND DRYING



TOTAL TONS PURCHASED FOR FREEZING AND DRYING

