



Freestone Peach Freezer and Dehydrator Report State Summary – 2006 Crop Year

National
Agricultural
Statistics
Service

In Cooperation with the California Department of Food and Agriculture

California Field Office • P.O. Box 1258 • Sacramento, CA 95812 • (916) 498-5161 • www.nass.usda.gov/ca

Released: January 10, 2007

Information contained in this report was supplied by dry yards and freezers of Freestone peaches to fulfill reporting requirements of Sections 55601.7 and 55601.8 of the California Food and Agricultural Code. Weighted average price represents the average roadside price paid to growers and packing houses for fresh Freestone peaches used for freezing or drying. Freezers grading Freestone peaches reported approximately 2 percent as off-grade. Dry yards do not grade Freestone peaches, so there is not an off-grade percentage.

2006 FREESTONE PEACHES FOR FREEZING

Variety Type	Total Fresh Tons Received For Freezing <u>1/</u>	Total Fresh Tons Purchased For Freezing <u>2/</u>	Wtd. Average Price Paid To Growers F.O.B. Roadside <u>3/</u>	Wtd. Average Price Paid To Packing Houses F.O.B. Packinghouse <u>3/</u>
	Tons		Dollars Per Ton	
Mid-Gem	18,200	11,800	227.00	<u>4/</u>
Late-Gem	51,800	43,200	234.00	128.00
Fay Elberta	4,000	2,800	212.00	<u>4/</u>
Other Varieties	10,100	10,100	470.00	135.00
All Varieties	84,100	67,900	232.00	132.00

1/ Total tons for freezing received from growers, packing houses, and the processor's own orchards.

2/ Total tons for freezing purchased from growers and packing houses. Tons from processors' own orchards are excluded from this column.

3/ Fresh tons purchased from California growers totaled 48,800 for freezing. Tons purchased from packing houses totaled 19,100. The weighted average price paid to growers and packing houses was \$203.00 per ton. If the tons (16,200) grown in the freezer's own orchards are included using the grower price (\$232.00), then average value received for freezing is \$209.00 per ton.

4/ No tons for this variety were reported purchased from packing houses.

2006 FREESTONE PEACHES FOR DRYING

Variety Type	Total Tons Received For Drying <u>1/</u>	Total Tons Purchased For Drying <u>2/</u>	Total Dried Tons After Drying (Natural Cond.)	Dry-Away Ratio <u>3/</u>	Wtd. Average Price Paid To Growers <u>4/</u>	Wtd. Average Price Paid To Packing Houses <u>4/</u>
	Tons				Dollars Per Ton	
Fay Elberta	600	400	60	10.2	180.00	100.00
Lovell	0	0	0	0.0	<u>5/</u>	<u>6/</u>
Gem Types	900	900	110	8.0	<u>5/</u>	50.00
Other Varieties	11,600	11,500	1,120	10.4	176.00	75.00
All Varieties	13,100	12,800	1,290	10.2	179.00	73.00

1/ Total tons for drying received from growers, packing houses, and the processor's own orchards.

2/ Total tons for drying purchased from growers and packing houses. Tons from the processor's own orchards are excluded from this column.

3/ Dry-Away Ratios may not calculate due to rounding.

4/ Fresh tons purchased from California growers for drying totaled 400. Tons purchased from packing houses totaled 12,400. The weighted average price paid to growers and packing houses was \$77.00 per ton. If the tons (300) grown in the dehydrator's own orchards are included using the grower price (\$179.00), then average value per ton received for drying is \$79.00 per ton.

5/ No tons for this variety were reported purchased from growers.

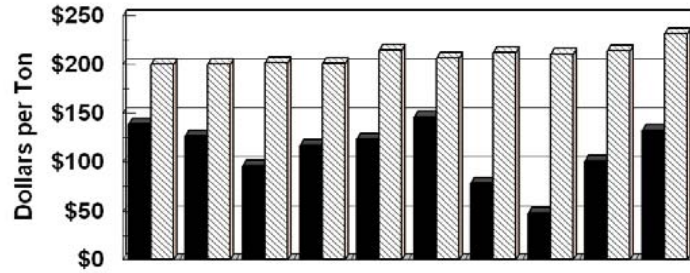
6/ No tons for this variety were reported purchased from packing houses.

CALIFORNIA DEPARTMENT OF FOOD AND AGRICULTURE
SACRAMENTO, CALIFORNIA
A. G. KAWAMURA, SECRETARY

COMPILED AND PUBLISHED BY:

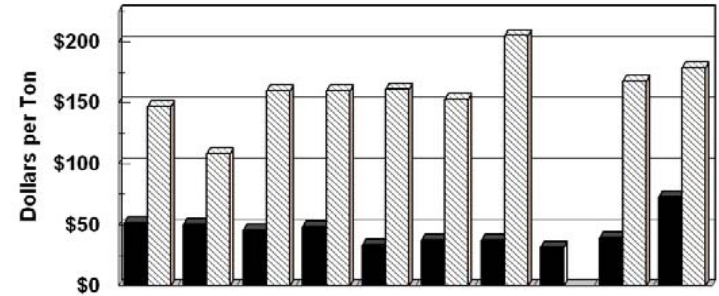
USDA, National Agricultural Statistics Service, California Field Office
P.O. Box 1258
Sacramento, CA 95812-1258
(916) 498-5161

WEIGHTED AVERAGE PRICE PAID FOR FREEZING



	1997	1998	1999	2000	2001	2002	2003	2004	2005	2006
■ PKG. HOUSE	139	127	96	117	123	146	78	48	101	132
▨ GROWERS	200	200	202	201	215	207	212	211	214	232

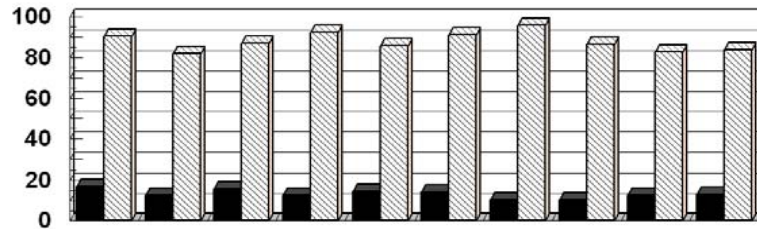
WEIGHTED AVERAGE PRICE PAID FOR DRYING



	1997	1998	1999	2000	2001	2002	2003	2004	2005	2006
■ PKG. HOUSE	52	51	46	49	34	38	38	32	40	73
▨ GROWERS	147	108	160	160	161	153	205	n/a	168	179

TOTAL TONS RECEIVED FOR FREEZING AND DRYING

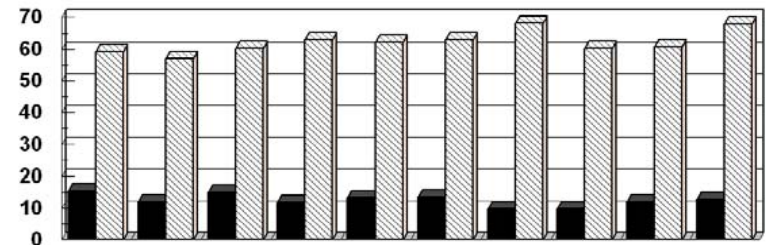
(000) Tons



	1997	1998	1999	2000	2001	2002	2003	2004	2005	2006
■ DRYING	16,900	12,500	15,700	12,620	14,590	14,200	10,160	10,400	12,700	13,100
▨ FREEZING	90,400	81,900	87,100	92,600	86,000	91,120	95,930	86,600	82,800	84,100
TOTAL	107,300	94,400	102,800	105,220	100,590	105,320	106,090	97,000	95,500	97,200

TOTAL TONS PURCHASED FOR FREEZING AND DRYING

(000) TONS



	1997	1998	1999	2000	2001	2002	2003	2004	2005	2006
■ DRYING	15,500	12,050	15,050	11,690	13,250	13,520	9,700	9,800	12,100	12,800
▨ FREEZING	59,200	57,000	60,100	62,900	62,200	62,915	68,130	60,200	60,670	67,900
TOTAL	74,700	69,050	75,150	74,590	75,450	76,435	77,830	70,000	72,770	80,700