


2005 California Olive Probability Survey Report



Released: August 12, 2005
5:30 A.M. PDT

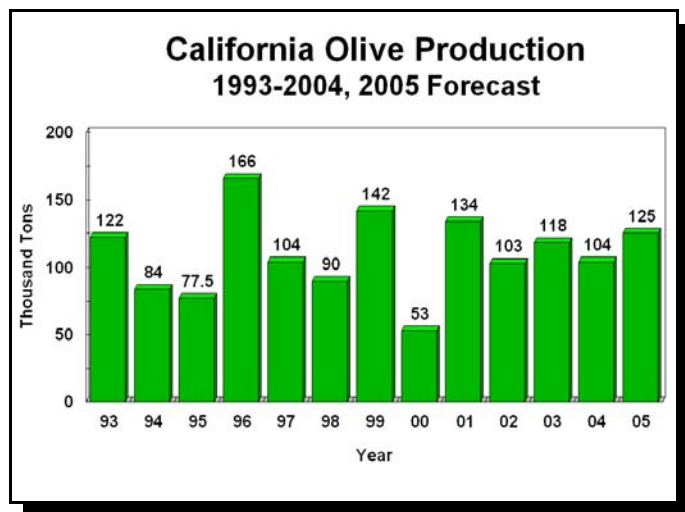


USDA, National Agricultural Statistics Service,
California Field Office

CALIFORNIA OLIVE FORECAST FOR 2005

California's 2005 olive crop forecast is 125,000 tons, up 20 percent compared to last year's 104,000 tons. Bearing acreage of 32,000 is unchanged from 2004, but the yield of 3.91 tons per acre is 20 percent higher than last year's yield. The olive crop is alternate bearing, and this year represents the higher year of overall production. The crop in northern areas of the State, however, was hit by bad weather during bloom resulting in a light and spotty fruit set. Rains, accompanied by hail and strong winds, burdened much of the area and knocked blossoms off the trees leaving the area with a light, inconsistent crop. The olive crop in southern areas was also hampered by rain during bloom, but was not damaged to the extent of the northern crop. Bloom was heavy and the rain affected the fruit set to some extent, but overall, the crop looks good.

The Manzanillo and Sevillano olive varieties are expected to produce 81.6 percent and 16 percent of the total olive crop, respectively. The remaining 2.4 percent are expected to come from all other varieties. The majority of the total production will be utilized for canning. It is estimated that approximately 115,000 tons will be canned with the remaining 10,000 tons used for olive oil and other specialty products.



SURVEY METHODOLOGY

The USDA, NASS, California Field Office designed the probability survey, developed a sampling scheme, and analyzed the data. The olive industry provided grower names and last year's tonnage.

SURVEY SAMPLE

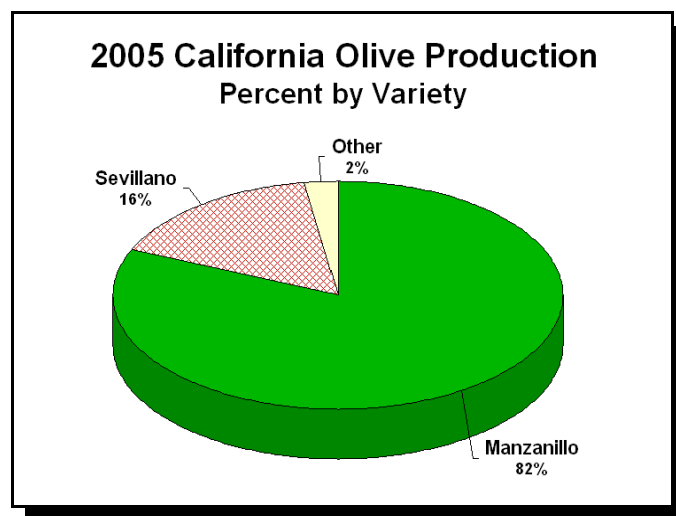
A total of 273 growers was sampled for the survey. Reports from 195 were used to establish this forecast. The sample is designed to give a State estimate of all varieties; estimates by variety should be construed to be less precise.

VARIETAL FORECAST

Growers were asked to estimate production by variety. The following table lists a varietal level forecast based on survey data.

Variety	2004 Production	2005 Forecast	Percent Change
	Tons	Tons	
Manzanillo	78,000	102,000	131
Sevillano	24,000	20,000	83
Other ^{1/}	2,000	3,000	150
TOTAL	104,000	125,000	120

^{1/} Includes acreage and production for varieties that were or will be used for oil and other specialty products.



VIC TOLOMEO
Director

JACK RUTZ
Deputy Director

DOUG FLOHR --- SUZANNE AVILLA
Agricultural Statisticians -- Estimates Group

Comments or questions should be directed to:

USDA, NASS, California Field Office
P.O. Box 1258
Sacramento, CA 95812
Phone: (916) 498-5161
Fax: (916) 498-5186