



Walnut/Raisin/Prune Report State Summary – 2021 Crop Year



California Department of Food and Agriculture

Cooperating with the USDA, National Agricultural Statistics Service

Pacific Regional Office · P.O. Box 1258 · Sacramento, CA 95812 · (916) 738-6600 · Fax (855) 270-2722 · www.nass.usda.gov/ca

Released: October 27, 2022

Information contained in this report was supplied by handlers of walnuts, raisins, and prunes to fulfill reporting requirements of Sections 55601.7 and 55601.8 of the Food and Agricultural Code. The report includes all tonnages of walnuts, raisins, and prunes that were either produced by the handler or purchased from producers. The final weighted average price, including bonuses and allowances, has been reported for all contracts which were finalized.

All 2021 crop transactions completed through the close of business on August 31, 2022 are included in this report. A "good faith" estimate of final weighted average price was reported for those contracts which were not final on the same date. The data are shown by major varieties at the State level only.

DEFINITIONS

Producer: A person or operator who is responsible for the walnuts, raisins, or prunes in the unprocessed state. A dehydrator operator is considered the

producer of raisins or prunes if they grew or purchased fresh grapes or prunes and dehydrated them.

Handler: Firm that processes and markets walnuts, raisins, or prunes.

Finalized Purchases: Tonnage purchased from producers, for which a pricing contract has been completed.

Non-Finalized Purchases: Contracted tonnage, for which a final price has not yet been determined.

Free Tonnage: Tonnage received by a handler, for which the only Federal marketing order regulation is a minimum quality or size standard. Reserve tonnage is the tonnage set aside as authorized by a Federal marketing order.

Weighted Average Price: Weighted average price reflects prices or "good faith" estimates of prices as reported by handlers and include any bonuses or allowances.

California agricultural statistics publications are available free-of-charge on the Internet at:

www.nass.usda.gov/ca

SUMMARY OF WALNUT HANDLERS' REPORTS

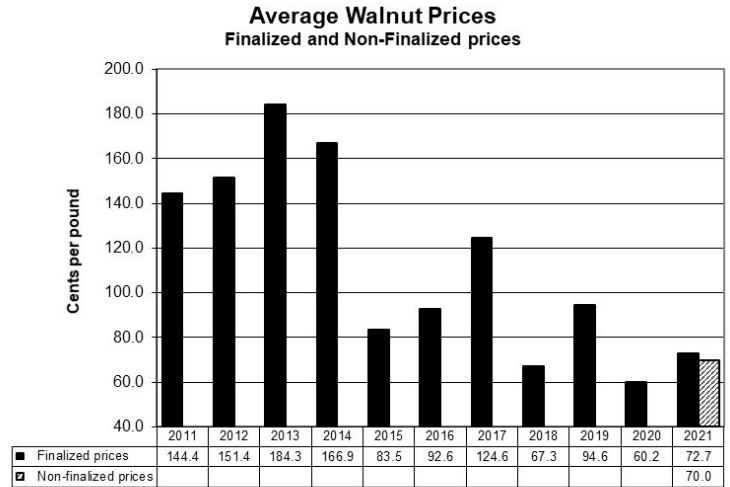
Walnuts produced by handlers in 2021 totaled 11,845 tons. This figure does NOT include walnuts purchased from other handlers or producers.

The tonnage produced by the handler plus tonnage purchased from producers for the 2021 walnut crop was 731,861 in-shell tons.

The total 2021 walnut crop purchased from producers, for whom pricing had been finalized, reached 638,449 tons at an average price of 72.7 cents per pound. This price is rounded to the nearest tenth of a cent per pound and includes all bonuses and allowances.

Purchases from producers, for whom pricing was NOT finalized, totaled 81,567 tons. The average "good faith" estimate of the final weighted average price for this tonnage was 70.0 cents per pound.

The quantity of all walnuts purchased from producers was 720,016 tons for the 2021 crop. This figure does not include walnuts produced by the handler or purchased from other handlers.



Source: USDA, NASS, Pacific Regional Office-California

WALNUTS: IN-SHELL TONS, 2021 CROP

Variety	Produced by handler	Finalized prices		Non-final prices		Total acquisitions	
		Purchased from producer	Price per pound ¹	Purchased from producer	Price per pound ¹	Purchased from producer	Total quantity handled
	<i>tons</i>	<i>tons</i>	<i>cents</i>	<i>tons</i>	<i>cents</i>	<i>tons</i>	<i>tons</i>
Chandler	6,824	373,265	77.1	46,632	71.6	419,897	426,721
Hartley	702	27,614	76.2	3,454	64.1	31,068	31,770
Howard	1,961	81,803	62.8	13,550	68.6	95,353	97,314
Ivanhoe	0	8,472	70.9	1,241	81.0	9,713	9,713
Serr	25	5,130	54.6	795	45.0	5,925	5,950
Tulare	1,746	109,476	69.4	11,203	70.8	120,679	122,425
Vina	255	11,315	52.4	1,934	49.0	13,249	13,504
Other	332	21,374	62.6	2,758	71.0	24,132	24,464
TOTAL	11,845	638,449	72.7	81,567	70.0	720,016	731,861

¹ Prices include bonuses and allowances.

NOTE: Varietal totals may not equal due to rounding.

SUMMARY OF RAISIN HANDLERS' REPORTS

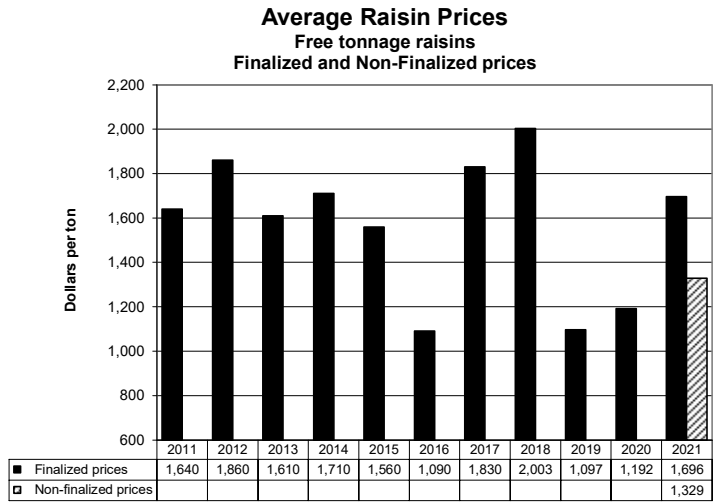
Free raisin tonnage produced by handlers in 2021 totaled 25,768 tons. This figure does NOT include raisins purchased from other handlers or producers.

The tonnage produced by the handler plus tonnage purchased from producers for the 2021 raisin crop was 217,438 tons.

The total 2021 raisin crop purchased from producers, for whom pricing had been finalized, reached 93,120 tons at an average price of \$1,696 per ton. This price is rounded to the nearest dollar per ton and includes all bonuses and allowances.

Purchases from producers, for whom pricing was NOT finalized, totaled 98,550 tons. The average "good faith" estimate of the final weighted average price for this tonnage was \$1,329 per ton.

The quantity of all raisins purchased from producers was 191,670 tons for the 2021 crop. This figure does not include raisins produced by the handler or purchased from other handlers.



Source: USDA, NASS, Pacific Regional Office-California

FREE RAISIN TONNAGE: "MEETING INSPECTION" ¹, 2021 CROP YEAR

Variety	Produced by handler	Finalized prices		Non-final prices		Total acquisitions	
		Purchased from producer	Price per ton ²	Purchased from producer	Price per ton ²	Purchased from producer	Total quantity handled
	<i>tons</i>	<i>tons</i>	<i>dollars</i>	<i>tons</i>	<i>dollars</i>	<i>tons</i>	<i>tons</i>
Natural Seedless	10,064	83,907	1,679	97,011	1,324	180,918	190,983
Dipped Seedless	170	1,370	1,922	0	0	1,370	1,540
Golden Seedless	12,687	2,337	1,949	0	0	2,337	15,024
Zante Currants	0	1,435	2,427	23	2,010	1,458	1,458
Sultanas	0	20	1,900	0	0	20	20
Muscats	0	390	1,538	0	0	390	390
Monukkas	0	21	1,753	0	0	21	21
Other Seedless	2,847	3,640	1,568	1,516	1,645	5,156	8,003
TOTAL	25,768	93,120	1,696	98,550	1,329	191,670	217,438

¹ Free tonnage as reported to the Raisin Administrative Committee.

² Price includes bonuses and allowances.

NOTE: Varietal totals may not equal due to rounding.

SUMMARY OF PRUNE HANDLERS' REPORTS

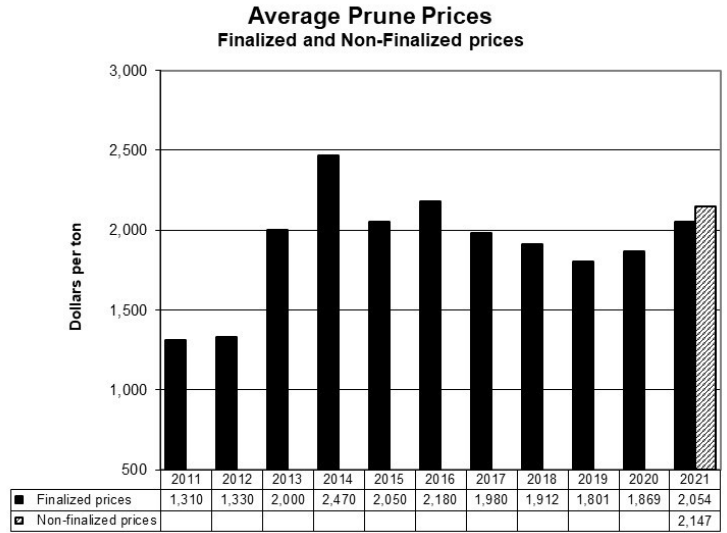
Prunes produced by handlers in 2021 totaled 10,237 tons. This figure does NOT include prunes purchased from other handlers or producers.

The total 2021 prune crop purchased from producers, for whom pricing had been finalized, reached 34,602 tons at an average price of \$2,054 per ton. This price is rounded to the nearest dollar per ton and includes all bonuses and allowances.

Purchases from producers, for whom pricing was NOT finalized, totaled 35,279 tons. The average "good faith" estimate of the final weighted average price for this tonnage was \$2,147 per ton.

The quantity of all prunes purchased from producers was 69,881 tons for the 2021 crop. This figure does not include prunes produced by the handler or purchased from other handlers. The weighted average size count of tons purchased from producers was 58 for the French varieties. There were no Non-French prunes reported this year.

The tonnage produced by the handler plus tonnage purchased from producers for the 2021 prune crop was 80,118 tons of French prunes and 0 tons of Non-French prunes for a total of 80,118 tons.



Source: USDA, NASS, Pacific Regional Office-California

PRUNES: TONS, 2021 CROP YEAR

Variety	Produced by handler	Finalized prices		Non-final prices		Total acquisitions		
		Purchased from producer	Price per ton ¹	Purchased from producer	Price per ton ¹	Purchased from producer	Weighted avg. size count	Total quantity handled
	<i>tons</i>	<i>tons</i>	<i>dollars</i>	<i>tons</i>	<i>dollars</i>	<i>tons</i>	<i>number</i>	<i>tons</i>
French	10,237	34,602	2,054	35,279	2,147	69,881	58	80,118
Non-French	0	0	0	0	0	0	0	0
TOTAL	10,237	34,602	2,054	35,279	2,147	69,881	58	80,118

¹ Prices include bonuses and allowances.

NOTE: Varietal totals may not equal due to rounding.