



Upper Midwest Region - Wisconsin Field Office · 2811 Agriculture Drive · Madison WI 53718-6777 · (608) 287-4775
fax (855) 271-9802 · www.nass.usda.gov/wi

Cooperating with Wisconsin Department of Agriculture, Trade and Consumer Protection

May 20, 2024 - For Immediate Release

Media Contact: Greg Bussler

Wisconsin had **5.2 days suitable for fieldwork** for the week ending May 19, 2024, according to the USDA’s National Agricultural Statistics Service. Drier weather conditions throughout most of the week allowed the pace of planting progress to increase. Field activities included, tillage, planting crops and cutting hay.

Topsoil moisture condition rated 1 percent very short, 8 percent short, 74 percent adequate and 17 percent surplus. **Subsoil moisture** condition rated 0 percent very short, 10 percent short, 77 percent adequate and 13 percent surplus.

Corn planting was 66 percent complete, 2 days ahead of last year the 5-year average. Corn emergence was 23 percent complete.

Soybean planting was 57 percent complete, 3 days ahead of last year and 4 days ahead of average. Soybean emergence was 21 percent complete.

Oat planting progress was 81 percent complete, 3 days ahead of last year and 2 days ahead of average. Oat emergence was 56 percent complete.

Winter Wheat was 5 percent headed, 5 days ahead of last year and average.

Potato planting is 82 percent complete, 2 days ahead of last year and 1 day ahead of average.

Spring tillage was 82 percent complete, 3 days ahead of last year and 2 days ahead of average.

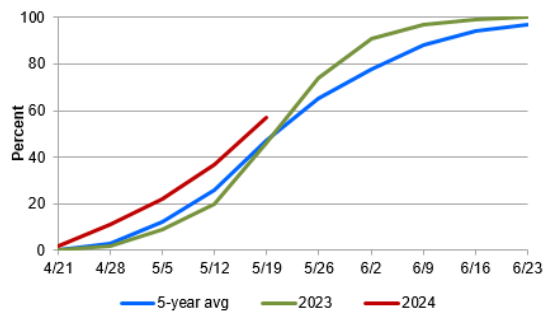
The first cutting of **alfalfa hay** was 8 percent complete, 3 days ahead of last year and 5 days ahead of average.

Oat condition was 71 percent good to excellent statewide. **Winter wheat** condition was rated 86 percent good to excellent, up 1 percent from last week. **Potato** condition was rated 87 percent good to excellent. **All hay** condition was rated at 75 percent good to excellent, up 1 percent from last week. **Pasture and range** condition remained at 59 percent good to excellent.

Crop Condition as of May 19, 2024

Item	Very Poor	Poor	Fair	Good	Excellent
	(percent)	(percent)	(percent)	(percent)	(percent)
Hay, all	1	3	21	52	23
Oats	0	1	28	58	13
Pasture and range ..	1	5	35	40	19
Potatoes	0	0	13	82	5
Wheat, winter	0	1	13	62	24

Soybeans Planted - Wisconsin



Crop Progress as of May 19, 2024

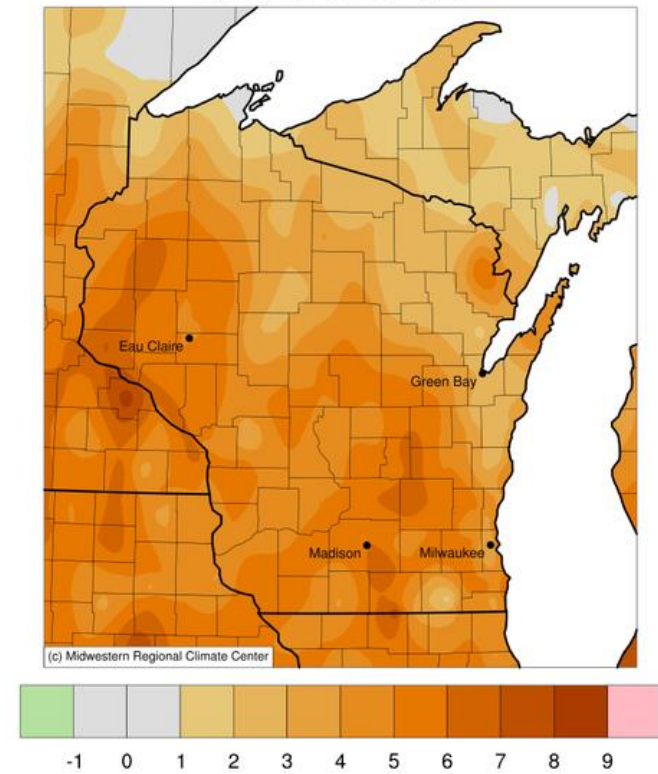
Item	Districts									State			
	NW	NC	NE	WC	C	EC	SW	SC	SE	This week	Last week	Last year	5-year avg
	(percent)	(percent)	(percent)	(percent)	(percent)	(percent)	(percent)	(percent)	(percent)	(percent)	(percent)	(percent)	(percent)
Corn planted	72	42	48	68	37	51	75	87	79	66	40	59	62
Corn emerged	9	3	8	17	6	5	40	49	38	23	8	20	20
Hay, alfalfa, 1st cutting	1	0	2	3	7	10	14	20	16	8	1	3	2
Oats planted	90	68	85	84	70	62	96	99	74	81	68	71	76
Oats emerged	70	18	65	61	36	33	83	79	57	56	38	44	48
Soybeans planted	39	33	45	50	39	48	64	85	60	57	37	46	47
Soybeans emerged	12	1	6	14	6	3	27	50	23	21	6	13	11
Spring tillage	88	60	70	85	71	67	92	97	93	82	71	74	78
Wheat, winter, headed	7	0	0	3	7	4	15	3	11	5	1	1	1

The complete report can be found on the USDA NASS website at www.nass.usda.gov/Publications.

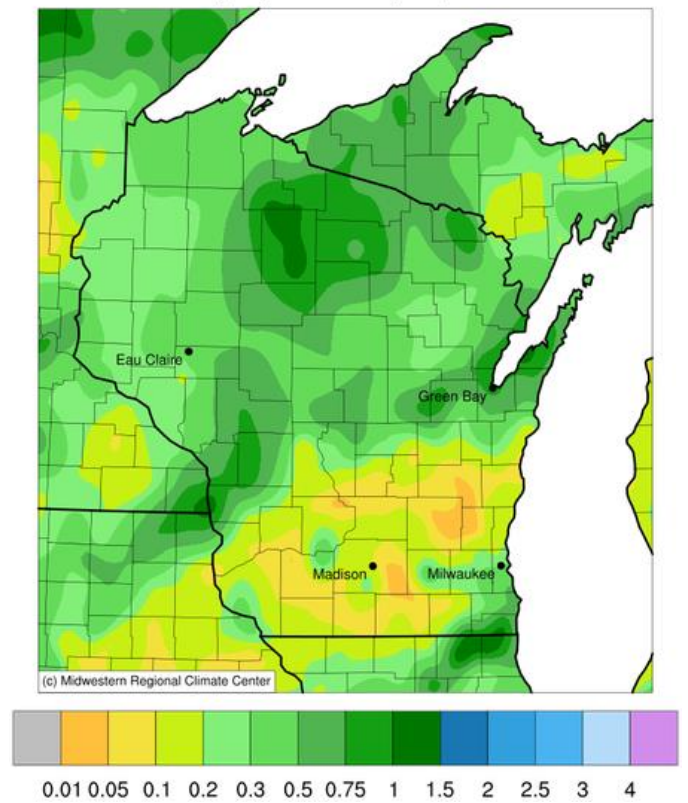
Days Suitable for Fieldwork and Soil Moisture Condition as of May 19, 2024

Item	Districts									State		
	NW	NC	NE	WC	C	EC	SW	SC	SE	This week	Last week	Last year
Days suitable	(days) 5.7	(days) 4.2	(days) 4.2	(days) 5.6	(days) 5.8	(days) 4.8	(days) 5.9	(days) 4.8	(days) 5.0	(days) 5.2	(days) 3.6	(days) 5.7
Topsoil moisture	(percent)	(percent)	(percent)	(percent)	(percent)	(percent)	(percent)	(percent)	(percent)	(percent)	(percent)	(percent)
Very short	2	0	0	0	0	0	0	4	0	1	1	1
Short	9	16	0	8	20	2	4	9	1	8	8	11
Adequate	84	75	68	81	54	74	71	81	66	74	71	78
Surplus	5	9	32	11	26	24	25	6	33	17	20	10
Subsoil moisture												
Very short	0	0	0	0	0	0	0	2	0	0	1	0
Short	10	26	1	15	21	2	2	8	1	10	11	6
Adequate	85	73	63	76	51	83	85	85	70	77	74	83
Surplus	5	1	36	9	28	15	13	5	29	13	14	11

Average Temperature (°F): Departure from 1991-2020 Normals
May 13, 2024 to May 19, 2024



Accumulated Precipitation (in)
May 13, 2024 to May 19, 2024



Growing Degree Days and Temperature and Precipitation Maps, courtesy of the Midwestern Regional Climate Center, are available at: <https://mrcc.purdue.edu/CLIMATE/>