



National Agricultural  
 Statistics Service  
 West Virginia Field Office  
 in cooperation with  
 West Virginia  
 Department of Agriculture  
 Kent Leonhardt, Commissioner  
 Alissa Cowell-Mytar, State Statistician

Telephone: 1-304-357-5123  
 Email: nass-wv@usda.gov

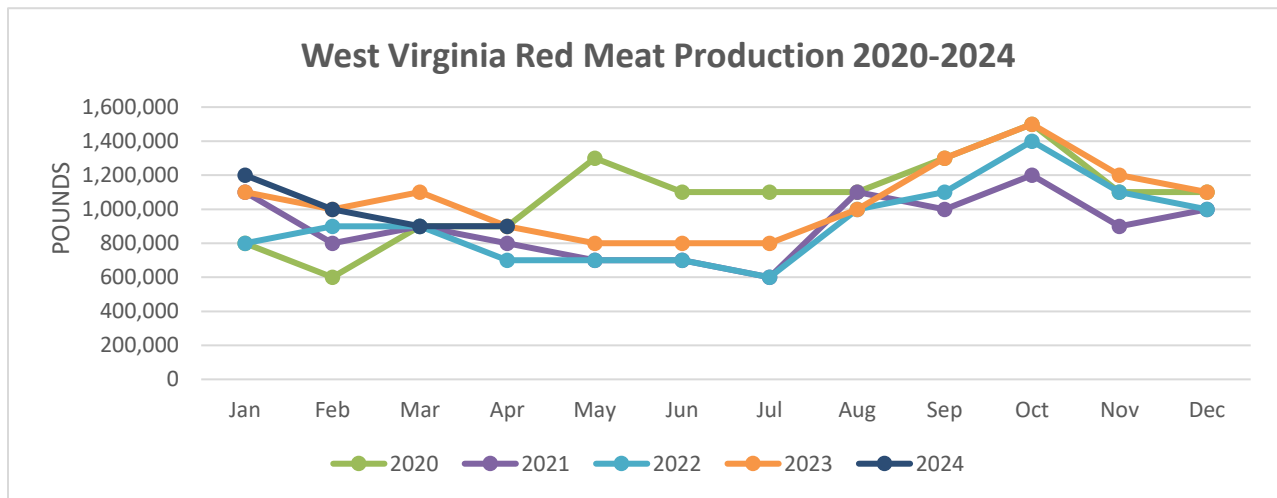
Released: May 2024

Volume 37, Number 5

**RED MEAT PRODUCTION**

**Commercial red meat production** in West Virginia during April 2024 totaled 900,000 pounds. This was down 1 percent from April 2023. Commercial red meat production is the carcass weight after slaughter including beef, veal, pork, lamb and mutton. Individual commodity production is total live weight of commercial slaughter. **Commercial cattle slaughter** totaled 1,287,000 pounds live weight, down 3 percent from April 2023. Cattle slaughter totaled 1,100 head, down 100 head from the previous year. **Commercial hog slaughter** totaled 186,000 pounds live weight, up 2 percent from last year. Hog slaughter totaled 600 head, unchanged from the previous year.

**Commercial red meat production** for the United States totaled 4.64 billion pounds in April, up 10 percent from the 4.20 billion pounds produced in April 2023. **Beef production**, at 2.30 billion pounds, was 11 percent above the previous year. **Veal production** totaled 3.5 million pounds, 2 percent below April a year ago. **Lamb and mutton production**, at 11.4 million pounds, was up 4 percent from April 2023. **January to April 2024 commercial red meat production** was 18.3 billion pounds, up 1 percent from 2023.



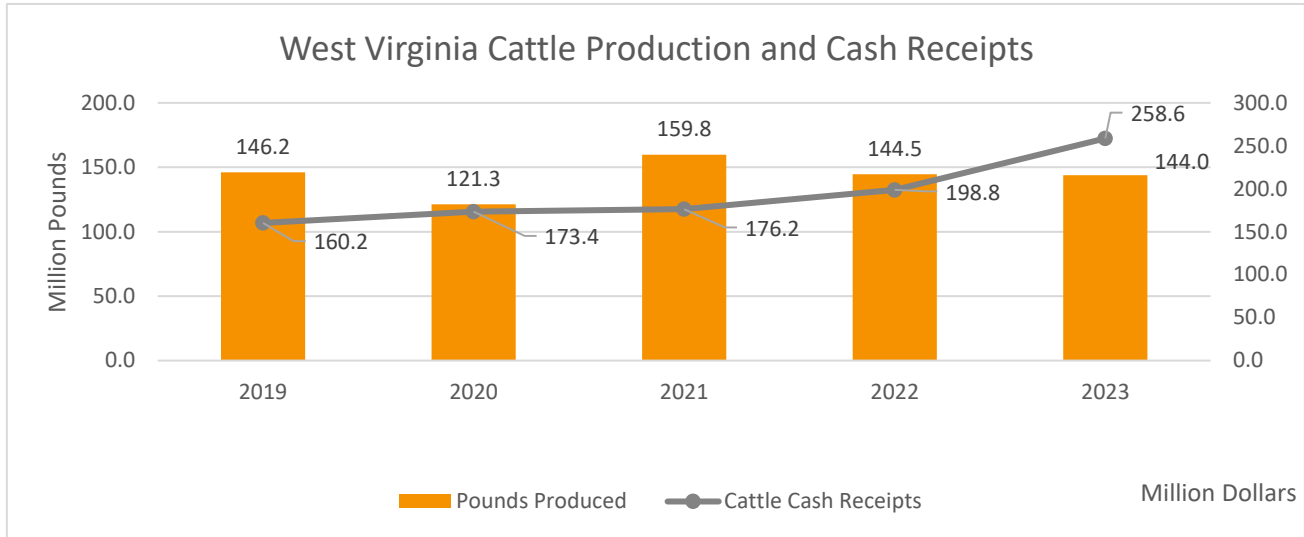
**MEAT ANIMALS PRODUCTION, DISPOSITION AND INCOME**

The production of meat animals in West Virginia during 2023 totaled 146.6 million pounds, down slightly from the total of 146.7 million pounds in 2022. Cattle and calves production decreased to 144.0 million pounds from 144.5 million pounds in 2022. Hogs and pigs production increased to 2.57 million pounds from 2.16 million pounds in 2022. The value of production of meat animals increased to \$247.3 million compared to the value of \$201.3 million in 2022.

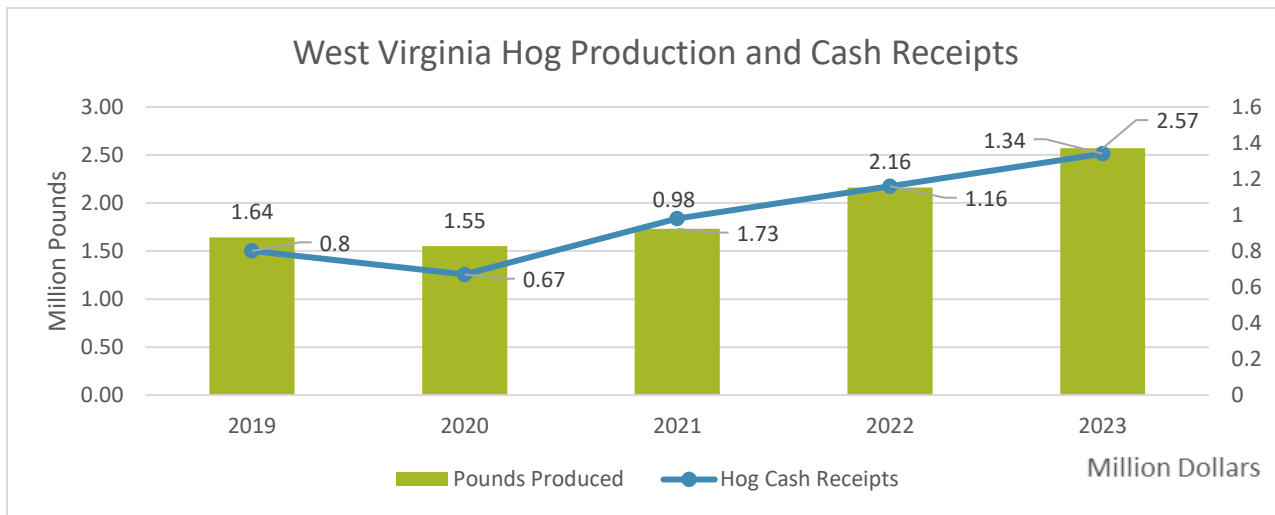
**Total 2023 cash receipts** from marketings for all meat animals were \$259.9 million, up 30 percent from cash receipts of \$200.0 million in 2022. Cattle and calves accounted for over 99 percent of the total cash receipts and hogs and pigs accounted for less than 1 percent.

The **2023 gross income** from cattle and calves and hogs and pigs was \$271.8 million, up 30 percent from the 2022 gross income of \$209.7 million. Gross income from cattle and calves was up 30 percent, and hogs and pigs was up 11 percent from 2022.

**Cattle and calves:** Receipts totaled \$258.6 million compared with \$198.8 million in 2022. All cattle and calf marketings during 2023 reached 150.3 million pounds, up from 144.2 million pounds in 2022.



**Hogs and pigs:** Cash receipts from marketings of hogs and pigs were \$1.34 million during 2023. Marketings of 2.09 million pounds during 2023 were up from the 2022 total marketings of 1.64 million pounds.



**2023 POULTRY PRODUCTION AND VALUE**

The **combined value of production and value of sales** from broilers, turkeys, eggs, and the value of sales from chickens in 2023, was \$424.0 million, down 4 percent from the combined value of \$443.6 million in 2022. Of the combined total, 55 percent was from broilers, 28 percent from turkeys, 17 percent from eggs, and less than 1 percent from sales of chickens.

There were 83.5 million **broilers produced** in West Virginia during 2023. Total live weight was 325.7 million pounds, value of production totaled \$232.2 million. The average live weight equivalent price was 71.3 cents per pound.

**Turkeys raised** in West Virginia totaled 4.0 million head, and total live weight was 126.8 million pounds. Value of production totaled \$119.2 million. The average live weight equivalent price was 94.0 cents per pound.

The **number of chickens sold** for slaughter (excluding broilers) totaled 1.79 million head, down 3 percent from the 2022 total of 1.84 million head sold. The number of pounds sold was 14.5 million pounds, down 3 percent from the 2022 number of 14.9 million pounds sold. Value of sales totaled \$1.17 million, down from \$1.61 million in 2022. Prices averaged 8.1 cents per pound, down from the 2022 price of 10.8 cents per pound.

**Egg production** in West Virginia totaled 293.9 million eggs during 2023. The average price per dozen was 291.7 cents, and the total value of production was \$71.4 million. Most eggs produced in West Virginia are hatching eggs for broilers, not for table egg consumption.

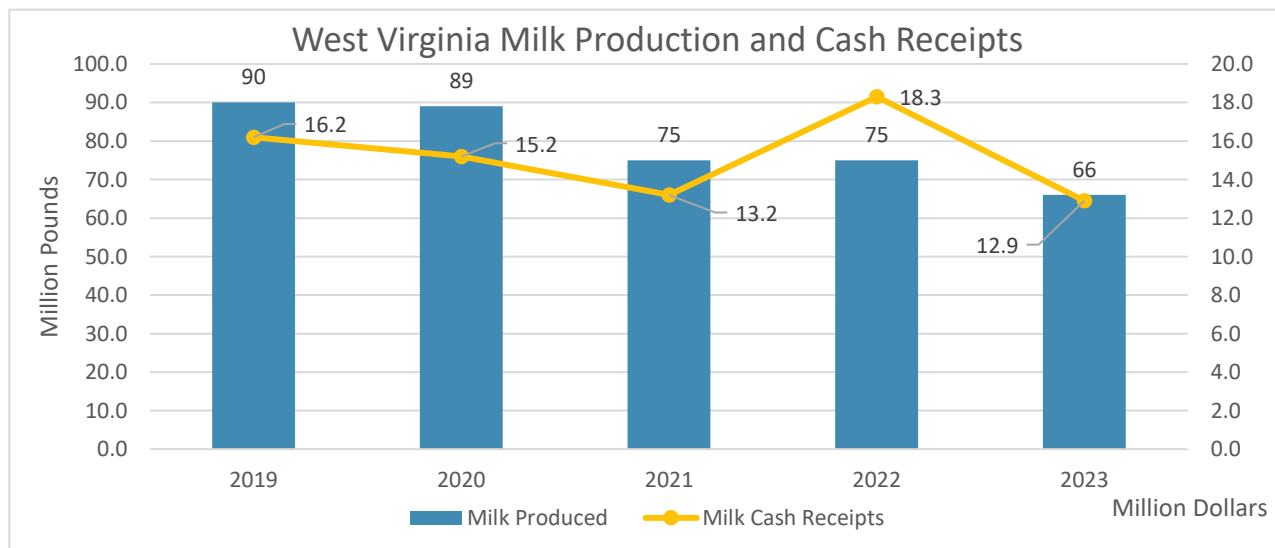
	Number Produced		Pounds		Value of Production		Price Per Pound	
	2022	2023	2022	2023	2022	2023	2022	2023
	Million		Million		Million Dollars		Cents Per Pound <sup>2/</sup>	
Broilers	78.5	83.5	298.3	325.7	253.6	232.2	85	71.3
Turkeys	3.7	4	115.8	126.8	123.6	119.2	1.07	94
Chickens <sup>1/</sup>	1.84	1.79	14.9	14.5	1.61	1.17	10.8	8.1
Eggs	306.2	293.9	N/A	N/A	64.9	71.4	254.2	291.7

1/ Number of chickens sold for slaughter (excluding broilers)  
 2/ Price Per Dozen on Eggs  
 N/A Not Applicable

### MILK PRODUCTION, DISPOSITION AND INCOME

**Milk production** totaled 66 million pounds during 2023. The average number of milk cows during the year was 5,000 head, unchanged from 2022. Average milk production per cow was 13,200 pounds or around 1,535 gallons, down 1,800 pounds from the 2022 number of 15,000 pounds.

**Cash receipts from marketings** of milk during 2023 totaled \$12.9 million. Producer returns averaged \$20.20 per hundredweight, down \$4.90 per hundredweight from 2022. Milk marketed by producers totaled 64 million pounds or 7.4 million gallons in 2023, down 9 million pounds from the 2022 number of 73 million pounds. Marketings include whole milk sold to plants and dealers as well as milk sold directly to consumers.



United States Department of Agriculture  
National Agricultural Statistics Service  
West Virginia Department of Agriculture  
1900 Kanawha Boulevard East  
Charleston, West Virginia 25305

2022 CENSUS OF AGRICULTURE

THE AG CENSUS COUNTS BECAUSE  
WE COUNT ON U.S. AGRICULTURE.

DATA NOW AVAILABLE  
nass.usda.gov/AgCensus

YOUR VOICE. YOUR FUTURE. YOUR OPPORTUNITY.

USDA United States Department of Agriculture  
National Agricultural Statistics Service

#AgCensus

**988**  
Suicide & Crisis Lifeline

**NEXT ISSUE**  
Red Meat Production  
Poultry Slaughter  
May Crop Production  
Cold Storage  
Maple Syrup

Subscribe to receive the *Mountain State Reporter* by email:  
[https://www.nass.usda.gov/Statistics\\_by\\_State/West\\_Virginia/Subscribe\\_to\\_WV\\_Reports/index.php](https://www.nass.usda.gov/Statistics_by_State/West_Virginia/Subscribe_to_WV_Reports/index.php)