



National Agricultural
 Statistics Service
 West Virginia Field Office
 in cooperation with
 West Virginia
 Department of Agriculture
 Kent Leonhardt, Commissioner
 Alissa Cowell-Mytar, State Statistician

Telephone: 1-304-357-5123
 Email: nass-wv@usda.gov

Released: June 2024

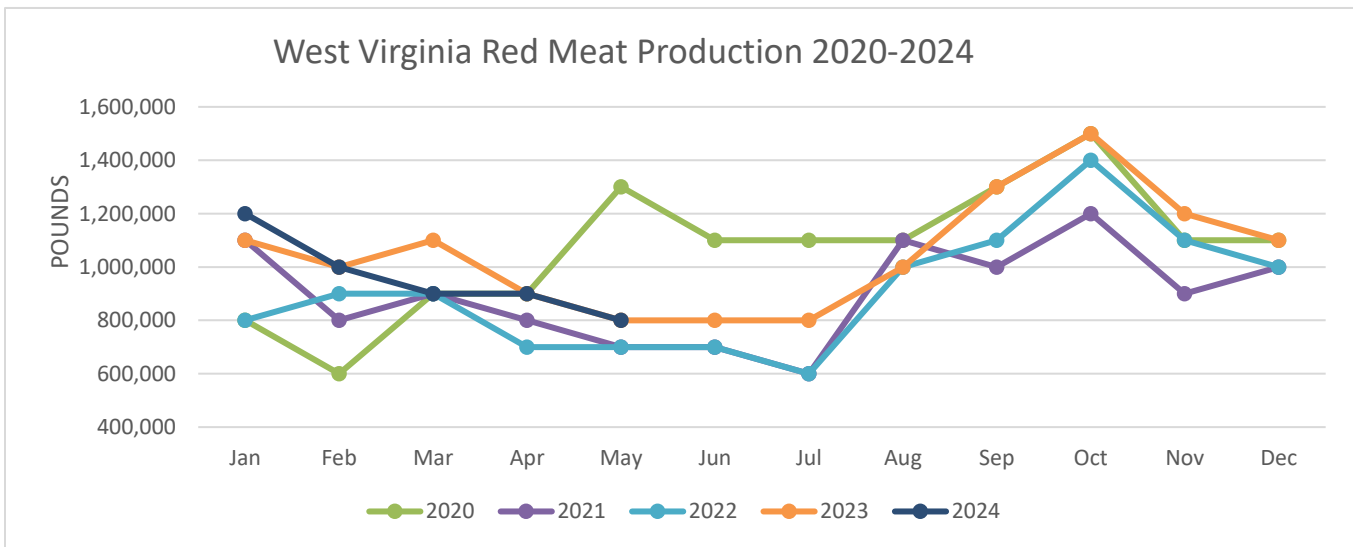
Volume 37, Number 6

RED MEAT PRODUCTION

Commercial red meat production in West Virginia during during May 2024 totaled 800,000 pounds. This was down 8 percent from May 2023. Commercial red meat production is the carcass weight after slaughter including beef, veal, pork, lamb and mutton. Individual commodity production is total live weight of commercial slaughter.

Commercial cattle slaughter totaled 1,099,000 pounds live weight, down 8 percent from May 2023. Cattle slaughter totaled 900 head, down 100 head from the previous year. The average live weight was down 1 pound from the previous year, at 1,186 pounds. **Commercial hog slaughter** totaled 151,000 pounds live weight, down 5 percent from last year. Hog slaughter totaled 500 head, unchanged from the previous year. The average live weight was up 9 pounds from the previous year, at 309 pounds.

Commercial red meat production for the United States totaled 4.62 billion pounds in May, up 1 percent from the 4.59 billion pounds produced in May 2023. **Beef production**, at 2.33 billion pounds, was 1 percent above the previous year. **Veal production** totaled 3.5 million pounds, 16 percent below May a year ago. **Pork production** totaled 2.28 billion pounds, up slightly from the previous year. **Lamb and mutton production**, at 11.5 million pounds, was up slightly from May 2023.



COLD STORAGE

Total natural cheese stocks in refrigerated warehouses on May 31, 2024 were down slightly from the previous month and down 4 percent from May 31, 2023.

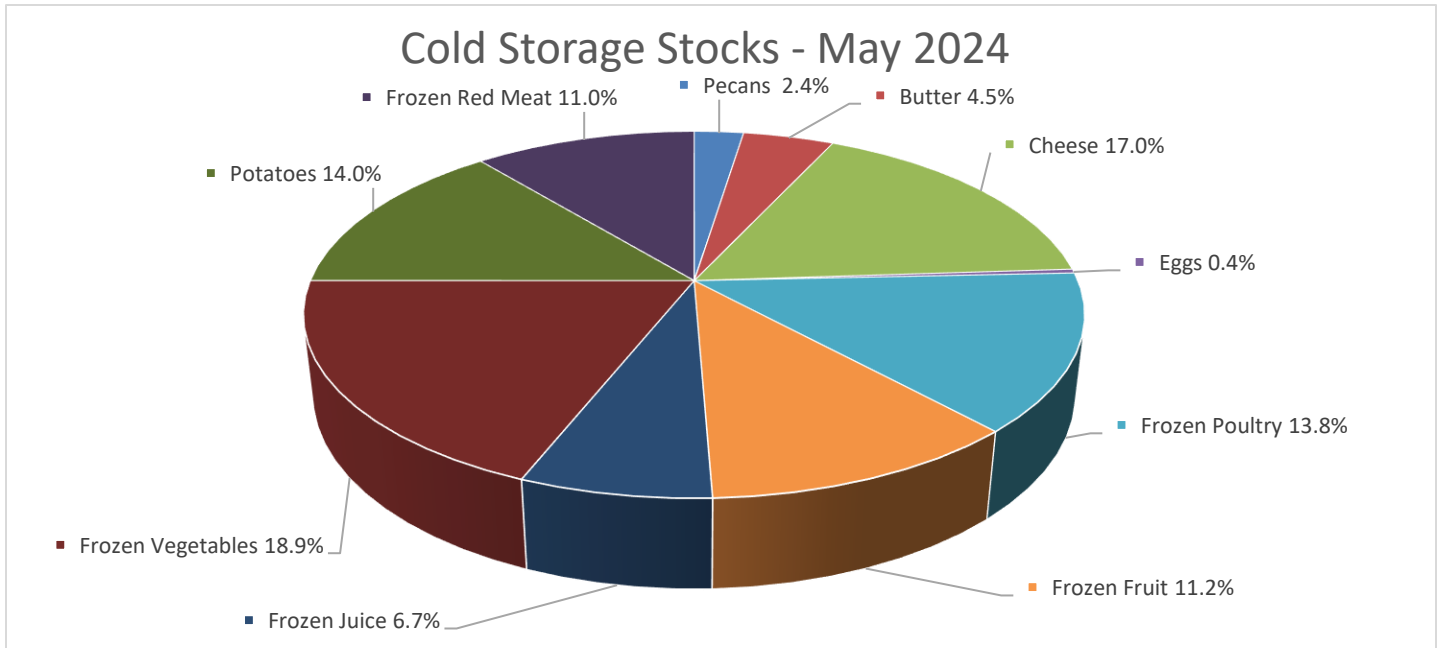
Butter stocks were up 5 percent from last month and up 3 percent from a year ago.

Total frozen poultry supplies on May 31, 2024 were up 3 percent from the previous month, but down 5 percent from a year ago. Total stocks of chicken were up 1 percent from the previous month, but down 10 percent from last year. Total pounds of turkey in freezers were up 8 percent from last month and up 5 percent from May 31, 2023.

Total frozen fruit stocks were up 1 percent from last month and up 11 percent from a year ago.

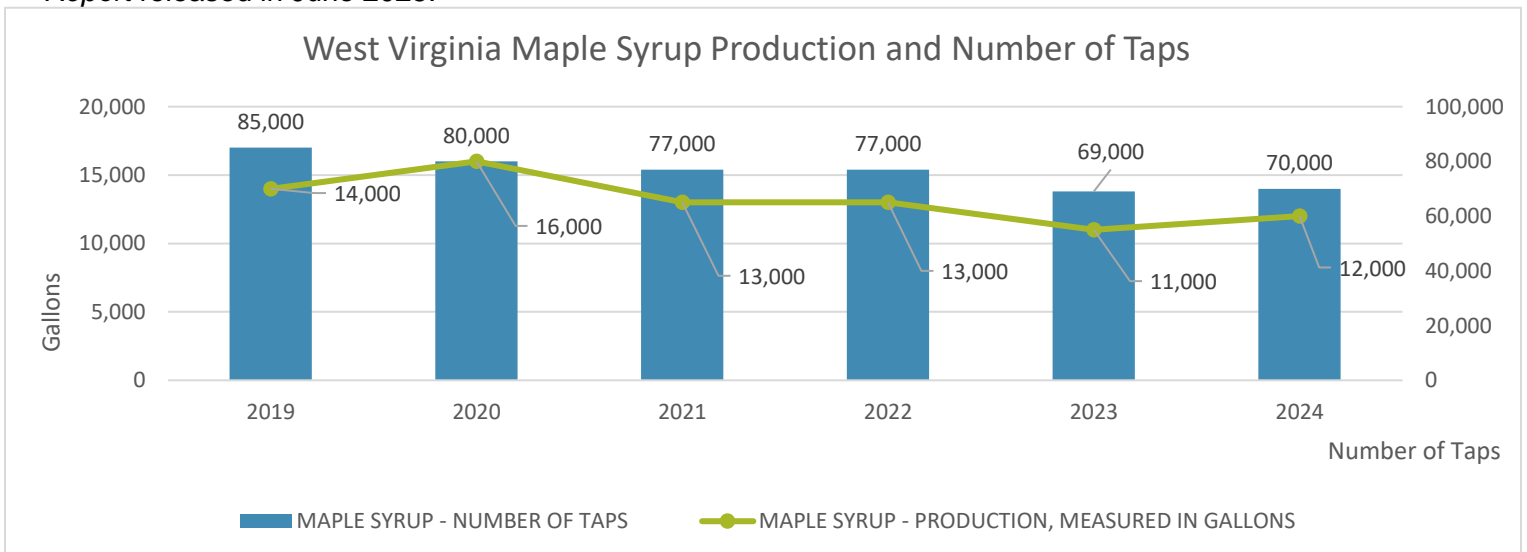
Total frozen vegetable stocks were down 9 percent from last month and down 3 percent from a year ago.

Total red meat supplies in freezers were down 3 percent from the previous month and down 5 percent from last year. Total pounds of beef in freezers were down 3 percent from the previous month and down slightly from last year. Frozen pork supplies were down 3 percent from the previous month and down 9 percent from last year. Stocks of pork bellies were down 7 percent from last month and down 14 percent from last year.



MAPLE SYRUP

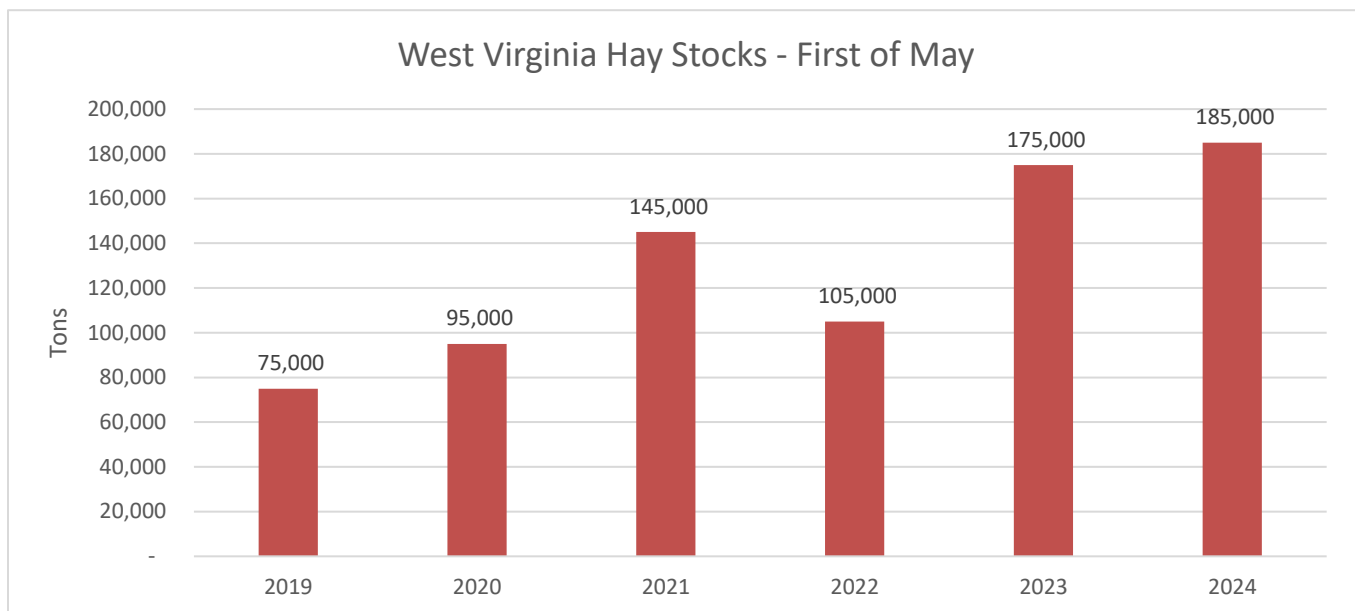
West Virginia Maple syrup production totaled 12,000 gallons in 2024, up from 11,000 gallons in 2023. **Number of taps** was 70,000, up from 69,000 taps in 2023. **Yield per tap** was 0.171 gallon, up from 0.159 gallon in 2023. **Acreage** totaled 2,200 acres in 2024, previous year data are not available. Comparison data for 2023 were released by the West Virginia Department of Agriculture in cooperation with NASS. Sales data will be in the *Crop Production Report* released in June 2025.



United States Maple syrup production in 2024 totaled 5.86 million gallons, up 17 percent from the previous season. **The number of taps** totaled 17.1 million, up 5 percent from the 2023 total. **Yield per tap** was 0.342 gallon, up 0.035 gallon from the previous season. **Average price per gallon** was \$32.80 in 2023, down from \$34.50 per gallon in 2022.

MAY CROP PRODUCTION

West Virginia On farm hay stocks, as of May 1, 2024, totaled 185,000 tons. This is 10,000 tons more than what was on hand last year at this time. The disappearance of all hay stocks on farms from December 1, 2023 - May 1, 2024, was 595,000 tons, 2 percent less than the December 1, 2022 - May 1, 2023, crop disappearance of 605,000 tons for the same period.



United States Winter wheat production is forecast at 1.28 billion bushels, up 2 percent from 2023. As of May 1, the United States yield is forecast at 50.7 bushels per acre, up 0.1 bushel from last year's average yield of 50.6 bushels per acre.

POULTRY SLAUGHTER

Poultry certified wholesome during May 2024 (ready-to-cook weight) totaled 4.50 billion pounds, down 2 percent from the amount certified in May 2023. The April 2024 revised certified total at 4.43 billion pounds, was up 10 percent from April 2023. The April revision represented an increase of 1.59 million pounds from last month's preliminary pounds certified.

The preliminary total live weight of all federally inspected poultry during May 2024 was 5.92 billion pounds, down 2 percent from 6.05 billion pounds a year ago. Young chickens inspected totaled 5.28 billion pounds, down 1 percent from May 2023. Mature chickens, at 69.8 million pounds, were down 7 percent from the previous year. Turkey inspections totaled 554 million pounds, down 9 percent from a year ago. Ducks totaled 14.6 million pounds, down 15 percent from last year.

United States Department of Agriculture
National Agricultural Statistics Service
West Virginia Department of Agriculture
1900 Kanawha Boulevard East
Charleston, West Virginia 25305

THE AG CENSUS COUNTS BECAUSE
WE COUNT ON U.S. AGRICULTURE.

2022 CENSUS OF AGRICULTURE

DATA NOW AVAILABLE
nass.usda.gov/AgCensus

YOUR VOICE. YOUR FUTURE. YOUR OPPORTUNITY.

USDA United States Department of Agriculture
National Agricultural Statistics Service

#AgCensus

988
Suicide & Crisis Lifeline

NEXT ISSUE
Red Meat Production
Milk Production
Grain Stocks
Crop Acreage

Subscribe to receive the *Mountain State Reporter* by email:
[https://www.nass.usda.gov/Statistics by State/West Virginia/](https://www.nass.usda.gov/Statistics_by_State/West_Virginia/)