



# Crop Progress and Condition

**USDA, NASS, Virginia Field Office**  
Herman Ellison, State Statistician  
601 W Broadway, Rm 645  
Louisville, KY 40202  
(502) 907-3250  
Homepage: <http://www.nass.usda.gov/va>

**In Cooperation with:**  
U.S. Dept. of Commerce - NOAA  
Virginia Tech  
Virginia State University  
Virginia Cooperative Extension Service  
Virginia Department of Agriculture and Consumer Services

Released: June 10, 2024

Issue: 14-24

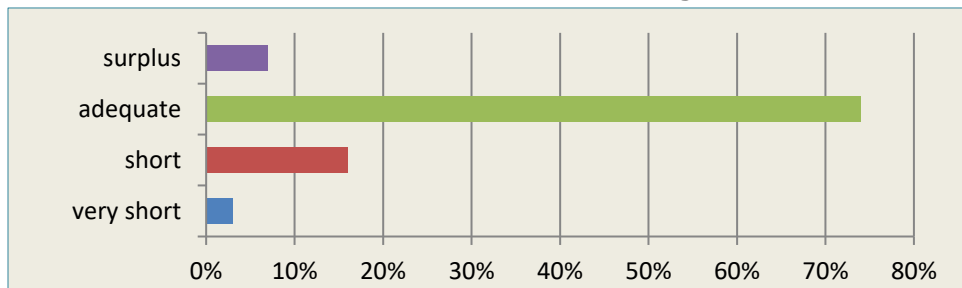
**Agricultural News:** Days suitable for fieldwork were 5.9. Weather conditions were warm with spotty showers. There are abnormally dry drought conditions in the State. Farming activities for the week included making hay and planting crops.

## SOIL MOISTURE for week ending 6/9/24

	Very Short	Short	Adequate	Surplus
	%	%	%	%
Topsoil	3	16	74	7
Subsoil	1	14	81	4

- Represents zero.

## TOPSOIL MOISTURE for week ending 6/9/24



## CROP CONDITIONS for week ending 6/9/24

Crop	Very Poor	Poor	Fair	Good	Excellent
	%	%	%	%	%
Barley	-	1	40	55	4
Corn	1	2	12	78	7
Cotton	-	-	10	81	9
Hay, Alfalfa	-	-	20	71	9
Hay, Other	-	5	23	61	11
Pasture	1	5	21	61	12
Peanuts	-	-	1	79	20
Soybeans	1	1	22	71	5
Winter Wheat	-	1	16	79	4

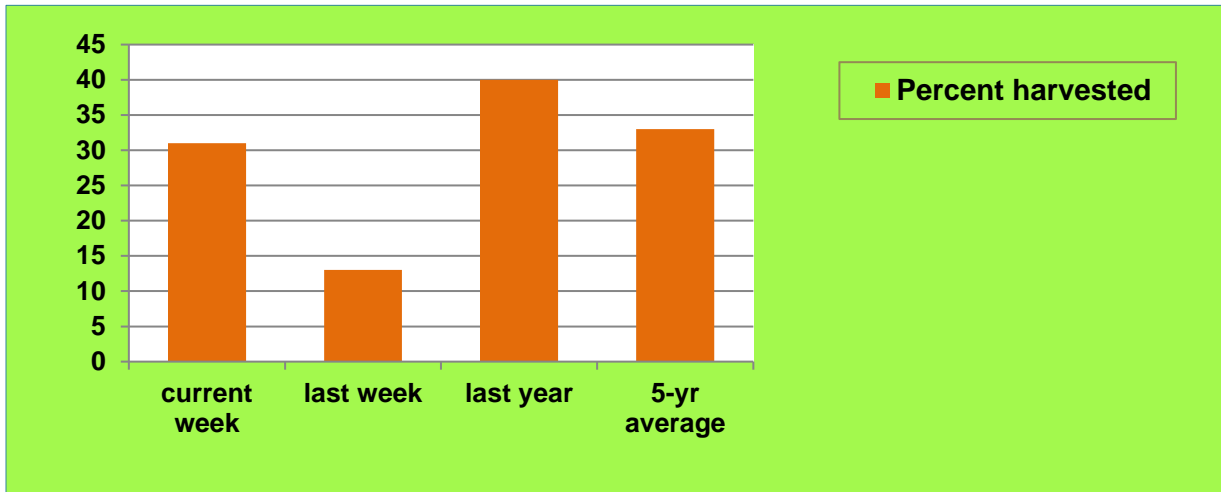
- Represents zero.

## CROP PROGRESS for week ending 6/9/24

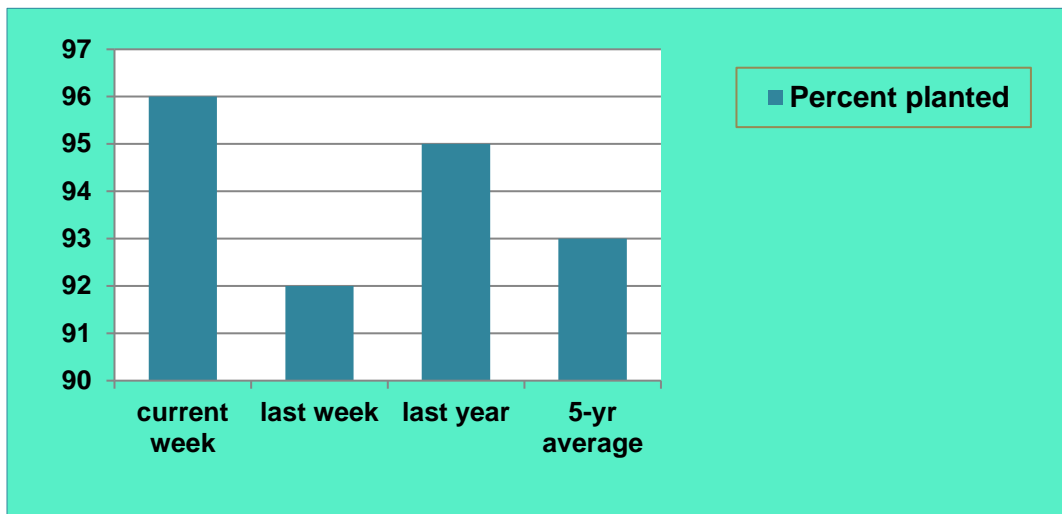
Crop Stage	This Week	Last Week	Last Year	5-Yr Avg
	%	%	%	%
Barley harvested for grain	31	13	40	33
Corn emerged	89	83	93	-
Cotton planted	96	92	95	93
Cotton squaring	15	7	8	9
Soybeans planted	86	78	81	78
Soybeans emerged	63	50	59	59
Tobacco, Burley transplanted	88	75	80	79
Tobacco, Fire-cured transplanted	86	69	93	87
Tobacco, Flue-cured transplanted	96	92	90	90
Winter Wheat harvested for grain	19	7	13	13

- Represents zero or data not available.

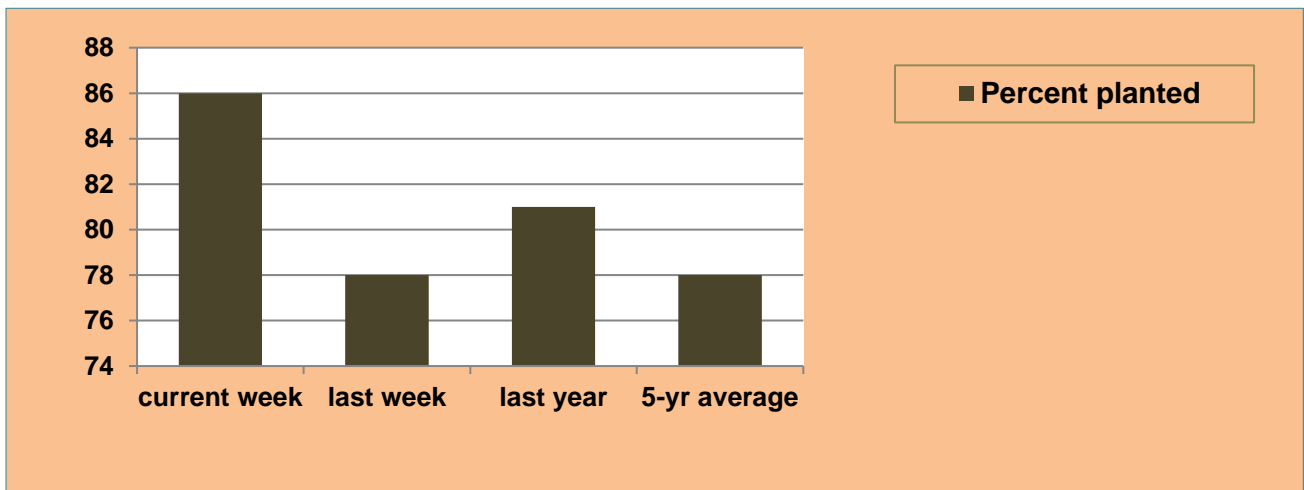
**BARLEY HARVESTED FOR GRAIN for week ending 6/9/24**



**COTTON PLANTED for week ending 6/9/24**



**SOYBEANS PLANTED for week ending 6/9/24**



**Weather Summary- For the week ending June 9, 2024**

City	Temperature				Precipitation				
	Avg. high	Avg. low	Avg. mean	Avg. dep. from normal *	Last Week	Since June 1	June 1 dep. from normal *	Jan. 1, 2024 to date	Jan. 1, 2024 dep. from normal *
Lynchburg	86.1	60.3	73.2	+3.7	0.04	0.04	-1.1	18.05	-0.7
Norfolk	87.6	71.3	79.4	+5.5	0.43	0.43	-0.9	23.66	+5.2
Richmond	87.4	67.4	77.4	+5.0	0.54	0.54	-0.8	25.24	+6.9
Roanoke	85.4	64.3	74.9	+3.4	0.66	0.68	-0.7	15.87	-2.9
Wash/Dulles	86.0	63.1	74.6	+4.8	0.25	0.25	-1.1	17.55	-1.0

\*Normals value based on 1991-2020 normals data. Source: NOAA Southeast Regional Climate Center <https://www.sercc.com/>.