



ANNUAL COTTON REVIEW

ACREAGE AND PRODUCTION

Data Source: USDA-NASS Monthly Crop Production reports

Final 2023 Upland Cotton production for Texas was estimated at 2.70 million 480-pound bales, down 12 percent from 2022. The average yield was estimated at 618 pounds per acre, down 116.0 pounds from last year. Acres harvested were estimated at 2.10 million, up 100 thousand acres from the previous year.

Final 2023 Upland Cotton production for the United States was estimated at 11.7 million 480-pound bales, down 16 percent from the previous year. The U.S. average yield for Upland Cotton was estimated at 895 pounds per acre, down 50 pounds from 2022. Harvested area, at 6.30 million acres, is down 11 percent from the 2022 harvested acreage of 7.11 million.

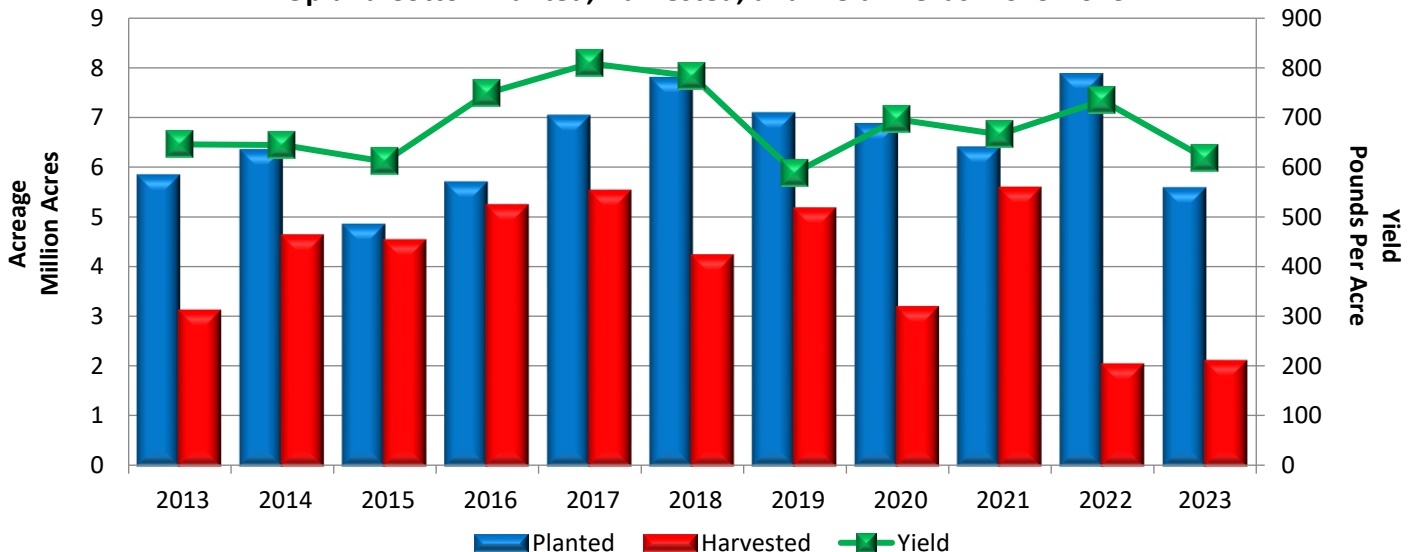
Upland Cotton Acreage, Yield, and Production - Selected States and United States: 2022 and 2023

State	Planted		Harvested		Yield		Production ¹	
	2022	2023	2022	2023	2022	2023	2022	2023
	1,000 acres	1,000 acres	1,000 acres	1,000 acres	pounds per acre	pounds per acre	1,000 bales ²	1,000 bales ²
Kansas	163	112	136	94	586	761	166	149
Oklahoma	660	420	220	180	663	560	304	210
Texas	7,850	5,550	2,000	2,100	734	618	3,060	2,705
United States	13,567	10,083	7,114	6,302	945	895	13,998	11,750

¹ Production ginned and to be ginned.

² Bales are 480 pounds.

Upland Cotton Planted, Harvested, and Yield - Texas: 2013-2023



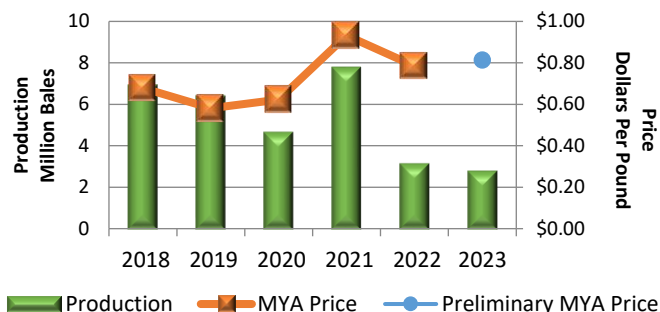
MARKETINGS AND PRICES

Data Source: USDA-NASS Monthly *Agricultural Prices* reports

The preliminary Market Year Average (MYA) price for 2023 Upland Cotton is currently set at \$0.81 per pound. The preliminary MYA price is based on marketings and monthly prices received from August 1, 2023 to December 31, 2023.

The final MYA price for 2023 Upland Cotton will be based on marketings and monthly prices beginning August 1, 2023 through July 31, 2024, and will be published in the October 2024 issue of the *USDA-NASS Agricultural Prices Report*.

**Upland Cotton:
Production and Market Year Average Price
Texas - 2018-2023**



COTTONSEED

Data Source: USDA-NASS Monthly *Crop Production* reports

**Cottonseed Production and Farm Disposition:
Selected States and United States, 2022-2023**

State	Production		Farm Disposition				Seed for Planting ²	
			Sales to Oil Mills		Other ¹			
	2022	2023	2022	2023	2022	2023	2022	2023
	1,000 tons	1,000 tons	1,000 tons	1,000 tons	1,000 tons	1,000 tons	1,000 tons	1,000 tons
Kansas	50.0	46.0	-	-	50.0	46.0	0.6	0.6
Oklahoma	93.0	61.0	44.0	50.0	49.0	11.0	2.9	2.8
Texas	940.0	815.0	446.0	462.0	494.0	353.0	39.1	30.7
United States	4,415.0	3,644.0	1,923.0	1,621.0	2,492.0	2,023.0	67.4	60.3

- Represents zero.

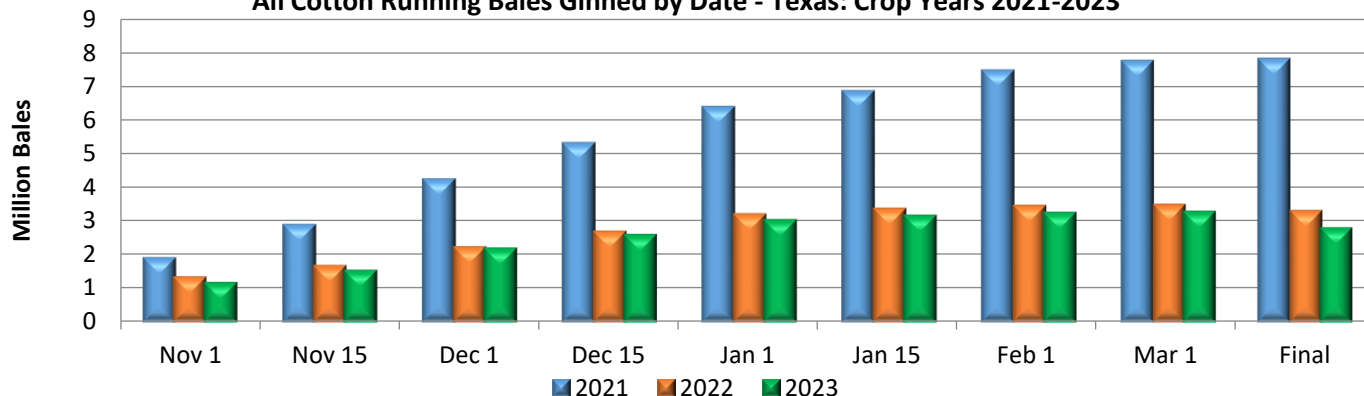
¹ Includes planting seed, feed, export, inter-farm sales, shrinkage, losses, and other uses.

² Included in "other" farm disposition. Seed for planting is produced in crop year shown, but used in the following year

GINNINGS SUMMARY

Data Source: USDA-NASS Annual *Cotton Ginnings Summary*

All Cotton Running Bales Ginned by Date - Texas: Crop Years 2021-2023



All Cotton, Running Bales Ginned - Selected States and United States: Crop Years 2022-2023

State	Running Bales Ginned ¹		Running Bales Produced		Equivalent 480-Pound Bales Ginned	
	2022	2023	2022	2023	2022	2023
Kansas	119,750	124,850	162,850	145,200	121,850	126,550
Oklahoma	169,050	169,050	296,050	203,450	171,900	171,900
Texas	3,245,050	2,762,850	3,053,900	2,671,900	3,293,200	2,821,750
United States	14,115,850	11,756,250	14,115,850	11,756,250	14,440,800	12,044,000

¹ Excluding linters.

Welcome to the 2024 issue of the Annual Cotton Review. Thanks to all participants in the cotton industry for their continued support and cooperation especially the producers who provide data for the bimonthly Cotton Ginnings survey, quarterly Agricultural survey, and monthly Ag Yield survey. Without their commitment and participation, this report would not be possible.

This publication is a compilation of related reports issued by USDA's National Agricultural Statistics Service (NASS) in an effort to provide a complete source of statistics relevant to the cotton industry. Though many of the statistics in this can be accessed through our website on a regular basis (www.nass.usda.gov/publications/), this review will be issued each year following the release of the USDA-NASS Crop Production report released in May.

Please feel free to contact our office with any comments or questions you may have at (888) 626-3142, or by email at nassrfospr@usda.gov. I hope you find this information useful.

*Wil Hundl, Jr.,
Regional Director
USDA-NASS Southern Plains Regional Field Office
Serving Oklahoma and Texas*

USDA-NASS
Southern Plains Regional Field
Office
P.O. Box 70
Austin, Texas 78767
Official Business
Address Service Requested