



Texas Crop Progress and Condition

Southern Plains Regional Field Office
Post Office Box 70 Austin, Texas 78767
(800) 626-3142 · FAX (855) 270-2725 · www.nass.usda.gov/tx

Issue: TX-CW3924

Weekly Summary for October 7 - October 13

Released: October 15, 2024

The state continued to experience dry conditions, low humidity, and above average temperatures. Rainfall ranged from trace amounts up to 1 inch, with the Lower Valley receiving the most rain. Drought conditions ranged from none to exceptional drought with areas in the Trans-Pecos being the driest. There was an average of 6.0 days suitable for fieldwork.

Small Grains: Some producers were dry planting small grains, but more moisture was needed to support progress. In the Southern High Plains and Northern Low Plains, winter wheat was emerging. In the Southern Low Plains and the Blacklands emerged winter wheat and oats were dying due to lack of moisture. Winter wheat planted reached 61 percent, up 10 points from the previous week, and up 1 point from normal. Winter wheat emerged reached 34 percent, up 8 points from the previous week, but down 1 point from normal. In the Edwards Plateau and South Texas, producers were planting oats. Oats planted reached 62 percent, up 23 points from the previous week and up 15 points from normal. Oats emerged reached 23 percent, up 12 points from the previous week, and up 5 points from normal.

Row Crops: In the Northern High Plains, producers were harvesting corn and sorghum. In the Cross Timbers, producers noticed corn stunt disease in some of the crop. Corn harvested reached 98 percent, up 3 points from the previous week, and up 14 points from normal. Sorghum harvested reached 95 percent, up 2 points from the previous week, and up 4 points from normal. In the Southern Low Plains and the Edwards Plateau, bolls were opening. In the Northern High Plains and South East Texas, producers were harvesting cotton. Cotton bolls opening reached 83 percent, up 6 points from the previous week, and up 1 point from normal. Cotton harvested reached 38 percent, up 5 points from the previous week, and up 4 points from normal. In the Northern Low Plains and South Texas, peanuts were being harvested. Peanuts mature reached 59 percent, up 8 points from the previous week, and up 1 point from normal. Peanuts harvested reached 19 percent, up 6 points from the previous week, and up 1 point from normal. Soybeans dropping leaves reached 95 percent, up 5 points from the previous week, and up 2 points from normal. Soybeans harvested reach 66 percent, up 10 points from the previous week, but down 2 points from normal. Sunflowers harvested reached 93 percent, up 3 points from the previous week, and up 14 points from normal.

Fruit, Vegetable, and Specialty Crops: In South Texas, producers were harvesting vegetable crops and planting winter vegetable crops. In the Lower Valley, cool season vegetables were progressing. In the Blacklands, winter greens and lettuce were progressing. In the Southern High Plains and the Trans-Pecos, pecans were maturing and close to harvest. In the Trans-Pecos, producers noticed black pecan aphid damage in pecan trees.

Range and Pasture: Due to dry conditions, grass growth has slowed down in most parts of the state. Producers continued cutting and baling hay throughout the state. In the Northern High Plains, the Southern Low Plains, and the Cross Timbers, army worms remained an issue. Producers continued to supplemental feeding. Pasture and range conditions were rated at 62 percent, poor to very poor.

**Crop Progress by Percent
For Week Ending October 13, 2024**

Stage	Percentage of Acreage			
	Current Week	Previous Week	Previous Year	5 Year Average
Upland Cotton				
Bolls Opening	83	77	80	82
Harvested	38	33	36	34
Peanuts				
Mature	59	51	58	51
Harvested	19	13	17	18
Sorghum				
Harvested	95	93	91	91
Soybeans				
Dropping Leaves	95	90	94	93
Harvested	66	56	63	68
Sunflowers				
Harvested	93	90	85	79
Winter Wheat				
Planted	61	51	60	60
Emerged	34	26	33	35
Oats				
Planted	62	39	23	47
Emerged	23	11	-	18

- Represents Zero.

**Crop Condition by Percent
For Week Ending October 13, 2024**

Crop	Percent of Acreage					Index ¹	
	Excellent	Good	Fair	Poor	Very Poor	2024	2023
Corn	8	33	28	22	9	61	67
Upland Cotton	3	20	32	30	15	49	33
Peanuts	10	45	38	6	1	76	69
Sorghum	12	35	31	16	6	68	62
Soybeans	1	33	38	24	4	60	61
Range and Pasture	1	12	25	35	27	37	31

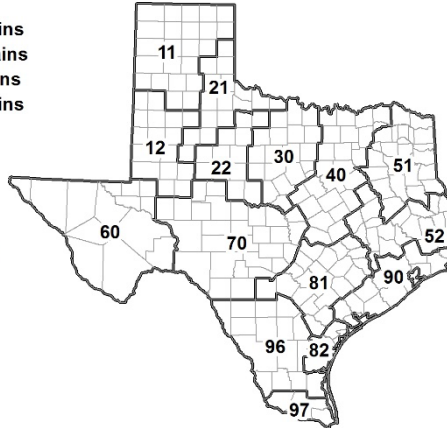
¹ The formula for the condition index is $I = 110E + 90G + 60F + 25P + 5V / 100$ where I = crop condition index and E, G, F, P, V = percentage of crop rated very poor, poor, fair, good, excellent.

**Soil Moisture and Days Suitable by District
For Week Ending October 13, 2024**


District	Subsoil Moisture Condition by District				Topsoil Moisture Condition by District				Days Suitable for Fieldwork
	Percentage of Acreage				Percentage of Acreage				
	Very Short	Short	Adequate	Surplus	Very Short	Short	Adequate	Surplus	
11	18	48	34	0	19	55	26	0	6.0
12	16	28	54	2	6	53	40	1	4.4
21	35	57	8	0	64	26	10	0	5.7
22	22	41	37	0	22	54	24	0	6.9
30	21	34	45	0	30	45	25	0	5.7
40	47	40	13	0	50	43	7	0	6.5
51	16	60	23	1	16	62	20	2	7.0
52	14	55	26	5	17	63	18	2	7.0
60	0	46	54	0	0	46	54	0	7.0
70	20	46	34	0	25	59	16	0	6.8
81	32	48	20	0	60	35	5	0	7.0
82	12	33	55	0	17	48	35	0	6.4
90	20	59	21	0	59	21	20	0	6.2
96	20	42	37	1	22	39	38	1	6.8
97	2	12	79	7	14	47	36	3	5.4
State	23	42	34	1	28	48	24	0	6.0

Texas Agricultural Districts

- 11 Northern High Plains
- 12 Southern High Plains
- 21 Northern Low Plains
- 22 Southern Low Plains
- 30 Cross Timbers
- 40 Blacklands
- 51 North East
- 52 South East
- 60 Trans-Pecos
- 70 Edwards Plateau
- 81 South Central
- 82 Coastal Bend
- 90 Upper Coast
- 96 South
- 97 Lower Valley

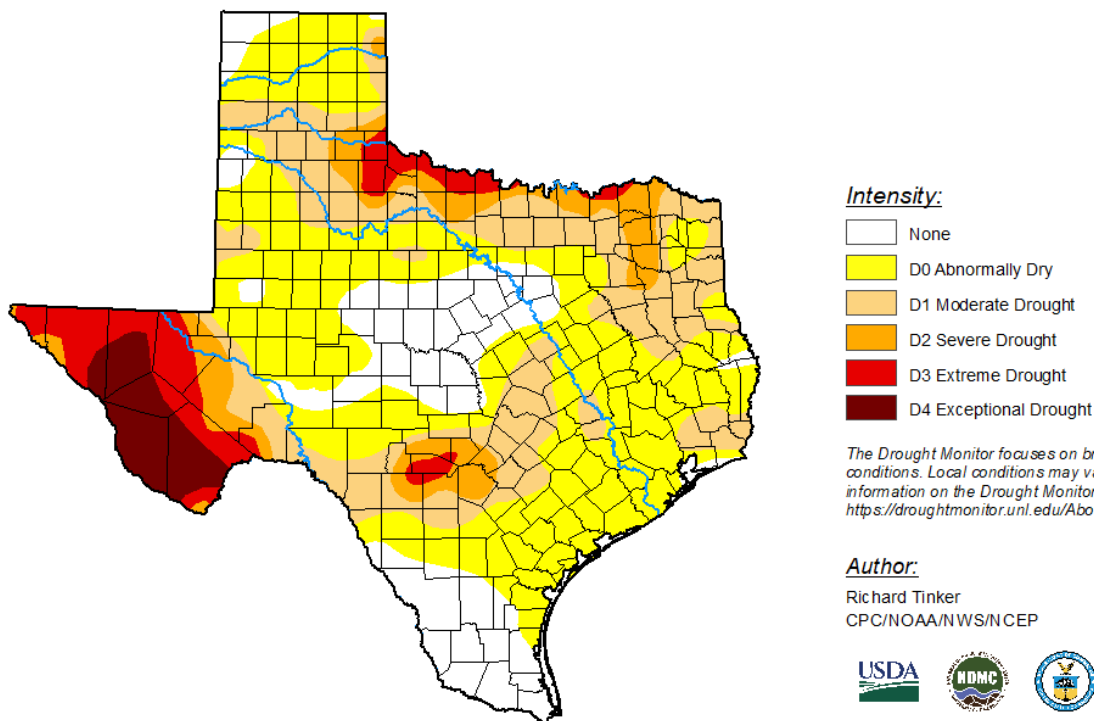


Seven Day Observed Regional Precipitation, October 13, 2024



Source: National Weather Service, www.nws.noaa.gov

Drought Monitor, Map Released: October 10, 2024



Source: National Drought Mitigation Center, a partnership with USDA, U.S. Department of Commerce/NOAA, <http://droughtmonitor.unl.edu>