



South Carolina Crop Progress and Condition Report



Cooperating with the South Carolina Department of Agriculture
Southern Regional Field Office · 355 East Hancock Avenue, Suite 100 · Athens, GA 30601 · (800) 253-4419
www.nass.usda.gov

This report contains data collected each week from respondents across the state whose occupations provide them opportunities to discuss agricultural production with farmers in their counties as well as to make visual observations. We thank all who have contributed to this report.

June 10, 2024

Media Contact: Jacqueline Moore

General

According to the National Agricultural Statistics Service in South Carolina, there were 5.6 days suitable for fieldwork for the week ending Sunday, June 9, 2024. Precipitation totals from available reporting stations ranged from no rain to 4.0 inches of rain. Average high temperatures ranged from the high 70s to the mid 90s. Average low temperatures ranged from the mid 50s to the mid 70s.

Crops

The state received some needed rain last week, with the Upstate, Midlands, and Lowcountry regions of the state all receiving moderate precipitation amounts. Despite the rain, conditions remained dry overall for much of the state. Heat stress was observed in some crop fields, with reporters noting some corn stalks turned yellow and remained short due to weather conditions. Some soybean operators were unable to plant their crop due to dry weather conditions. Peanut and cotton planting was nearing completion, although some producers were noted to be considering replanting due to the dry weather. Reporters noted that many crops last week were only holding steady and not growing. Peaches and tomato harvest continued, with peaches reported to be in good condition.

Livestock and Pastures

Both cattle and pastures were in mostly good condition around the state, although reporters noted that pastures suffered due to the dry and hot conditions last week.

Crop Progress for Week Ending 6/9/24

Crop stage	Prev year	Prev week	This week	5 Year avg
	(percent)	(percent)	(percent)	(percent)
Corn - Silking.....	28	14	37	31
Cotton - Planted.....	91	83	90	92
Cotton - Squaring.....	1	0	2	3
Hay - 1st Cutting.....	89	89	93	86
Peaches - Harvested	21	18	25	23
Peanuts - Planted	93	86	91	95
Peanuts - Pegging.....	3	NA	3	3
Soybeans - Planted	67	71	82	68
Soybeans - Emerged	49	52	65	52
Winter Wheat - Harvested..	39	37	55	38

(NA) Not Available

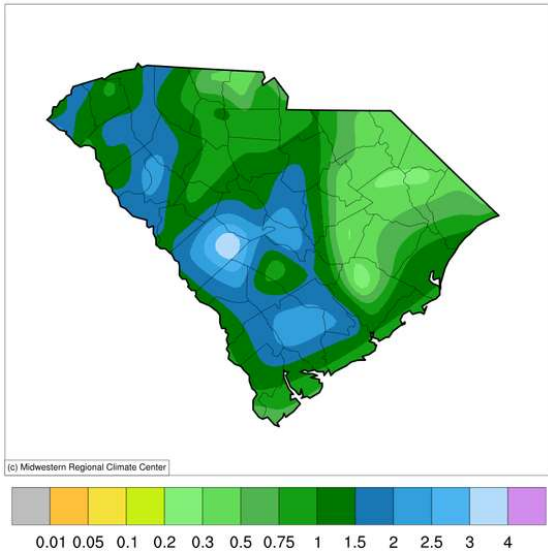
Conditions for Week Ending 6/9/24

Crop	Very poor	Poor	Fair	Good	Excellent
	(percent)	(percent)	(percent)	(percent)	(percent)
Cattle.....	0	2	21	66	11
Corn.....	2	15	33	43	7
Cotton.....	1	3	40	46	10
Pasture and range....	2	8	20	66	4
Peaches.....	0	0	16	79	5
Peanuts.....	0	0	27	71	2
Soybeans.....	0	1	39	57	3
Winter wheat.....	0	0	22	64	14

Soil Moisture for Week Ending 6/9/24

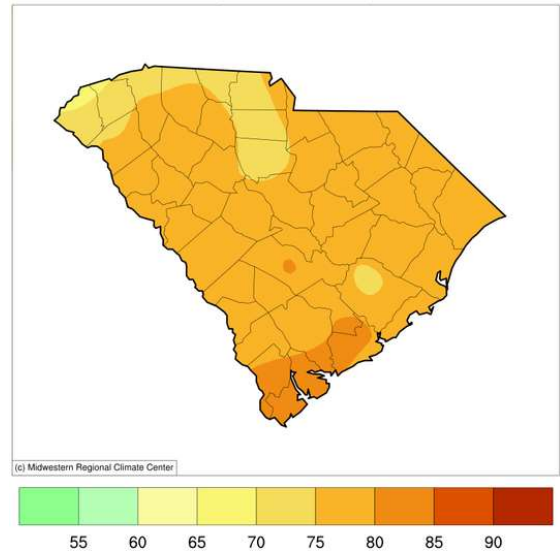
Topsoil	Previous week	This week
	(percent)	(percent)
Very short.....	13	8
Short.....	46	44
Adequate.....	40	46
Surplus.....	1	2
Subsoil	Previous week	This week
	(percent)	(percent)
Very short.....	5	5
Short.....	36	40
Adequate.....	59	54
Surplus.....	0	1

Accumulated Precipitation (in)
June 03, 2024 to June 09, 2024



<https://mrcc.purdue.edu/CLIMATE>

Average Temperature (°F)
June 03, 2024 to June 09, 2024

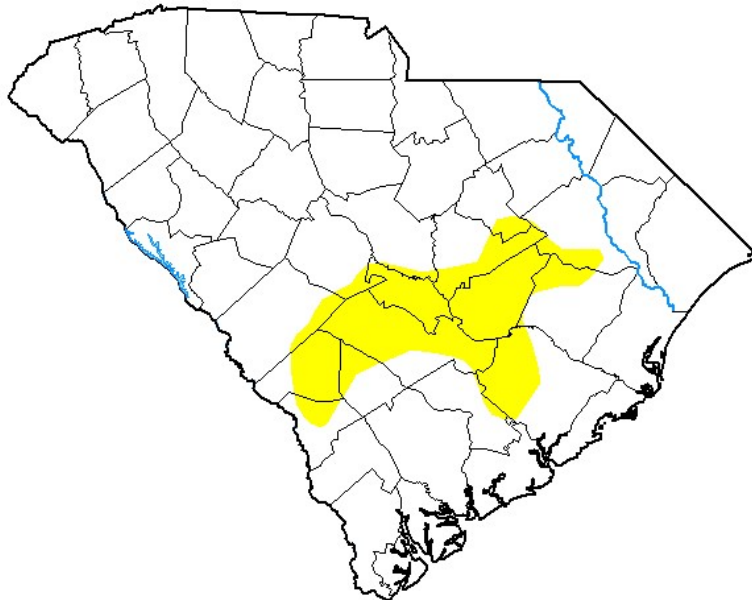


<https://mrcc.purdue.edu/CLIMATE>

For the state's complete Weekly Weather Summary: http://www.dnr.sc.gov/climate/sco/ClimateData/cli_reports_2024.php

U.S. Drought Monitor South Carolina

June 4, 2024
(Released Thursday, Jun. 6, 2024)
Valid 8 a.m. EDT



Drought Conditions (Percent Area)

	None	D0-D4	D1-D4	D2-D4	D3-D4	D4
Current	86.51	13.49	0.00	0.00	0.00	0.00
Last Week <i>05-28-2024</i>	96.55	3.45	0.00	0.00	0.00	0.00
3 Months Ago <i>03-05-2024</i>	100.00	0.00	0.00	0.00	0.00	0.00
Start of Calendar Year <i>01-02-2024</i>	60.82	39.18	16.08	1.61	0.00	0.00
Start of Water Year <i>09-26-2023</i>	76.91	23.09	1.19	0.00	0.00	0.00
One Year Ago <i>06-06-2023</i>	92.77	7.23	0.00	0.00	0.00	0.00

Intensity:

- None
- D0 Abnormally Dry
- D1 Moderate Drought
- D2 Severe Drought
- D3 Extreme Drought
- D4 Exceptional Drought

The Drought Monitor focuses on broad-scale conditions. Local conditions may vary. For more information on the Drought Monitor, go to <https://droughtmonitor.unl.edu/About.aspx>

Author:
Brad Pugh
CPC/NOAA



droughtmonitor.unl.edu