



**United States Department of Agriculture
National Agricultural Statistics Service**

South Carolina Crop Progress and Condition Report



Cooperating with the South Carolina Department of Agriculture
Southern Regional Field Office · 355 East Hancock Avenue, Suite 100 · Athens, GA 30601 · (800) 253-4419
www.nass.usda.gov

This report contains data collected each week from respondents across the state whose occupations provide them opportunities to discuss agricultural production with farmers in their counties as well as to make visual observations. We thank all who have contributed to this report.

October 15, 2024

Media Contact: Jacqueline Moore

General

According to the National Agricultural Statistics Service in South Carolina, there were 6.4 days suitable for fieldwork for the week ending Sunday, October 13, 2024. Precipitation totals from available reporting stations ranged from no rain to 0.3 inches of rain. Average high temperatures ranged from the low 70s to the low 80s. Average low temperatures ranged from the low 40s to the mid 60s.

Crops

It was an extremely dry week for the entire state last week, with only the Lowcountry and Pee Dee regions of the state receiving minimal precipitation. Despite the dry weather, temperatures continued to cool, which allowed for significant field activities throughout the week. Recovery efforts continued in the western half of the state from Hurricane Helene, with flooded fields and wind damaged crops still reported. Concerns were noted about cotton and soybean yields due to prolonged drought conditions for much of the growing season, as well as recent cool nights causing some crops to go dormant. Dry conditions also prevented some operators from seeding winter grazing crops. Fall green vegetables were reported to be struggling in some areas due to dry conditions, disease pressures, and deer damage.

Livestock and Pastures

Cattle were in mostly good to fair condition, while pastures were in mostly fair to good condition. Fences that were damaged from Hurricane Helene continued to be repaired.

Crop Progress for Week Ending 10/13/24

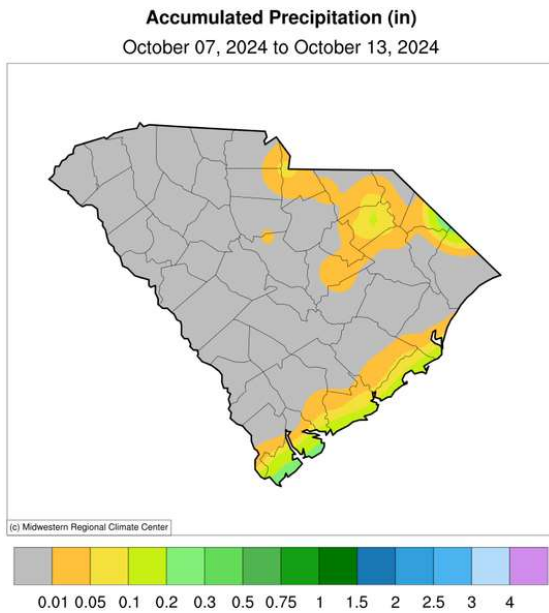
Crop stage	Prev year	Prev week	This week	5 Year avg
	(percent)	(percent)	(percent)	(percent)
Cotton - Bolls Opening.....	86	96	99	90
Cotton - Harvested.....	10	8	19	16
Hay - 3rd Cutting.....	85	70	81	78
Peanuts - Dug.....	43	40	55	52
Peanuts - Harvested	28	22	33	37
Soybeans - Drop Leaves ...	44	44	58	52
Soybeans - Harvested	15	10	18	7
Winter Wheat - Planted.....	0	1	4	2

Conditions for Week Ending 10/13/24

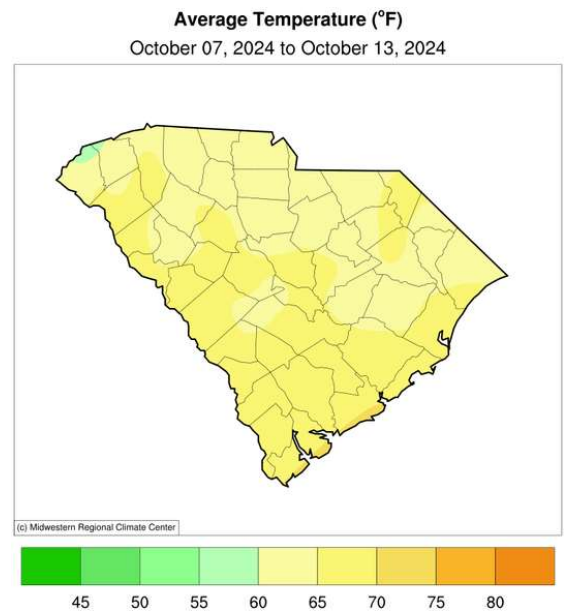
Crop	Very poor	Poor	Fair	Good	Excellent
	(percent)	(percent)	(percent)	(percent)	(percent)
Cattle.....	1	7	31	56	5
Cotton.....	2	10	37	49	2
Pasture and range	6	19	47	25	3
Peanuts	2	7	30	55	6
Soybeans	1	9	42	47	1

Soil Moisture for Week Ending 10/13/24

Topsoil	Previous week	This week
	(percent)	(percent)
Very short	4	4
Short.....	21	32
Adequate	64	55
Surplus	11	9
Subsoil	Previous week	This week
	(percent)	(percent)
Very short	4	2
Short.....	23	27
Adequate	67	63
Surplus	6	8



<https://mrcc.purdue.edu/CLIMATE>



<https://mrcc.purdue.edu/CLIMATE>

For the state's complete Weekly Weather Summary: http://www.dnr.sc.gov/climate/sco/ClimateData/cli_reports_2024.php

U.S. Drought Monitor South Carolina

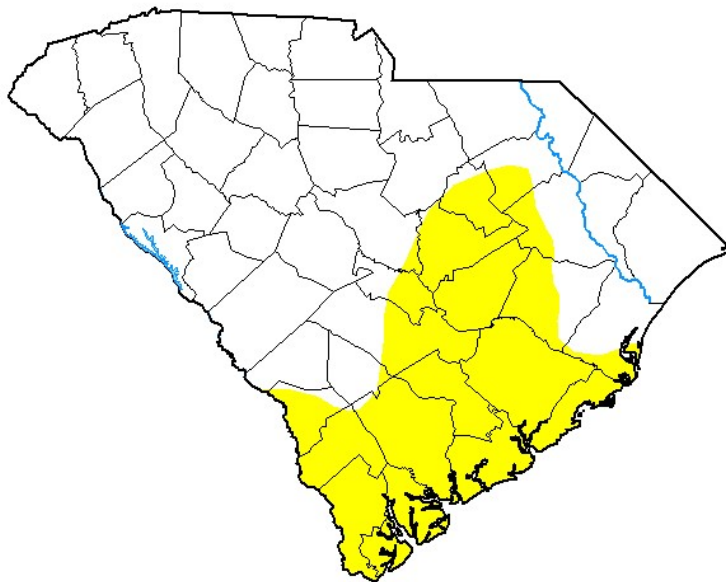
October 8, 2024

(Released Thursday, Oct. 10, 2024)

Valid 8 a.m. EDT

Drought Conditions (Percent Area)

	None	D0-D4	D1-D4	D2-D4	D3-D4	D4
Current	68.48	31.52	0.00	0.00	0.00	0.00
Last Week 10-01-2024	100.00	0.00	0.00	0.00	0.00	0.00
3 Months Ago 07-09-2024	0.54	99.46	72.73	29.98	5.55	0.00
Start of Calendar Year 01-02-2024	60.82	39.18	16.08	1.61	0.00	0.00
Start of Water Year 09-26-2023	76.91	23.09	1.19	0.00	0.00	0.00
One Year Ago 10-10-2023	60.48	39.52	22.07	0.00	0.00	0.00



Intensity:

- None
- D0 Abnormally Dry
- D1 Moderate Drought
- D2 Severe Drought
- D3 Extreme Drought
- D4 Exceptional Drought

The Drought Monitor focuses on broad-scale conditions. Local conditions may vary. For more information on the Drought Monitor, go to <https://droughtmonitor.unl.edu/About.aspx>

Author:

Richard Tinker
CPC/NOAA/NWS/NCEP



droughtmonitor.unl.edu