



**United States Department of Agriculture
National Agricultural Statistics Service**

South Carolina Crop Progress and Condition Report



Cooperating with the South Carolina Department of Agriculture
Southern Region, South Carolina Field Office · 208G Wholesale Lane · West Columbia, SC 29172 · (706) 713-5400
www.nass.usda.gov

This report contains data collected each week from respondents across the state whose occupations provide them opportunities to discuss agricultural production with farmers in their counties as well as to make visual observations. We thank all who have contributed to this report.

May 16, 2022

Media Contact: Jacqueline Moore

General

According to the National Agricultural Statistics Service in South Carolina, there were 6.3 days suitable for fieldwork for the week ending Sunday, May 15, 2022. Precipitation ranged from trace amounts of rain to 2.5 inches. Average high temperatures ranged from the mid 60s to the mid 80s. Average low temperatures ranged from the low 40s to the low 60s.

Crops

Warm and dry conditions continued over the week. Producers noted some non-irrigated fields showing some drought stresses. Disease activity remained low but producers noted the increased presence of pests. Most of the corn crop was emerged throughout the state and producers applied fertilizers to their crop. Cotton and soybean planting continued to progress despite the dry conditions. A majority of hay producers had completed their first cutting. Winter wheat was nearly completely headed and harvest is expected to begin soon. Tobacco continued to develop at a good pace.

Livestock and Pastures

Cattle and pasture and range conditions remained in mostly good condition. Producers fed supplemental hay to cattle as dry conditions have hindered new growth.

Crop Progress for Week Ending 05/15/22

Crop stage	Prev year (percent)	Prev week (percent)	This week (percent)	5 Year avg (percent)
Corn - Emerged	98	91	97	98
Cotton - Planted.....	56	22	48	47
Hay - 1st Cutting.....	47	43	60	46
Peaches - Harvested	3	NA	3	1
Peanuts - Planted	60	30	56	51
Soybeans - Planted	42	10	29	22
Soybeans - Emerged	20	0	2	9
Tobacco - Transplanted.....	80	60	88	93
Winter wheat - Headed	98	87	95	98

(NA) Not available.

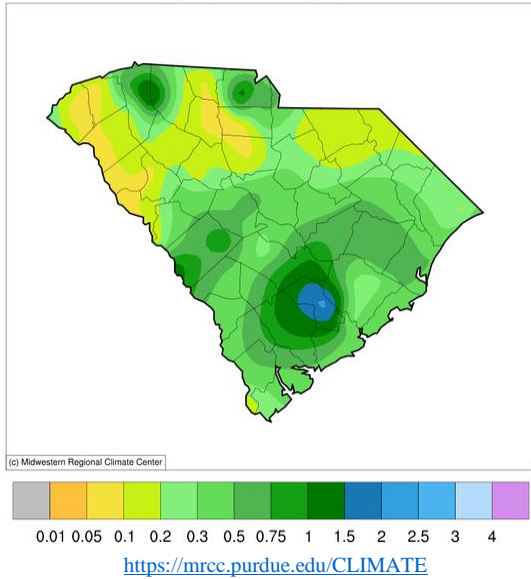
Conditions for Week Ending 05/15/22

Crop	Very poor (percent)	Poor (percent)	Fair (percent)	Good (percent)	Excellent (percent)
Cattle.....	0	0	17	61	22
Corn	1	3	24	59	13
Pasture and range	0	7	38	54	1
Peaches	2	3	19	63	13
Tobacco.....	1	4	25	54	16
Winter wheat.....	0	0	27	71	2

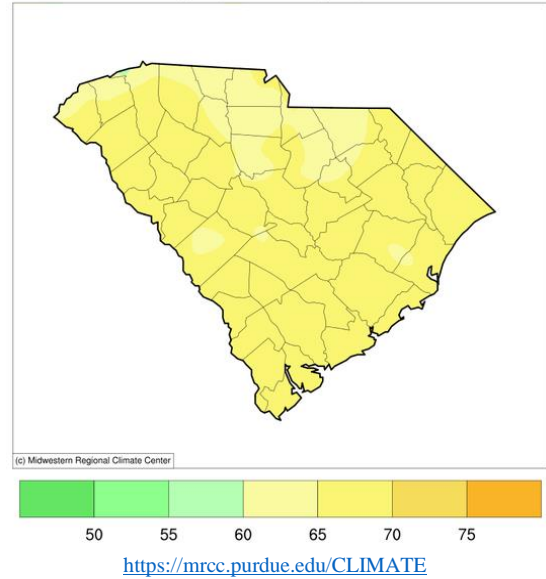
Soil Moisture for Week Ending 05/15/22

Topsoil	Previous week (percent)	This week (percent)
Very short	0	8
Short.....	43	54
Adequate	56	38
Surplus	1	0
Subsoil	Previous week (percent)	This week (percent)
Very short	1	3
Short.....	27	39
Adequate	71	58
Surplus	1	0

Accumulated Precipitation (in)
May 09, 2022 to May 15, 2022



Average Temperature (°F)
May 09, 2022 to May 15, 2022



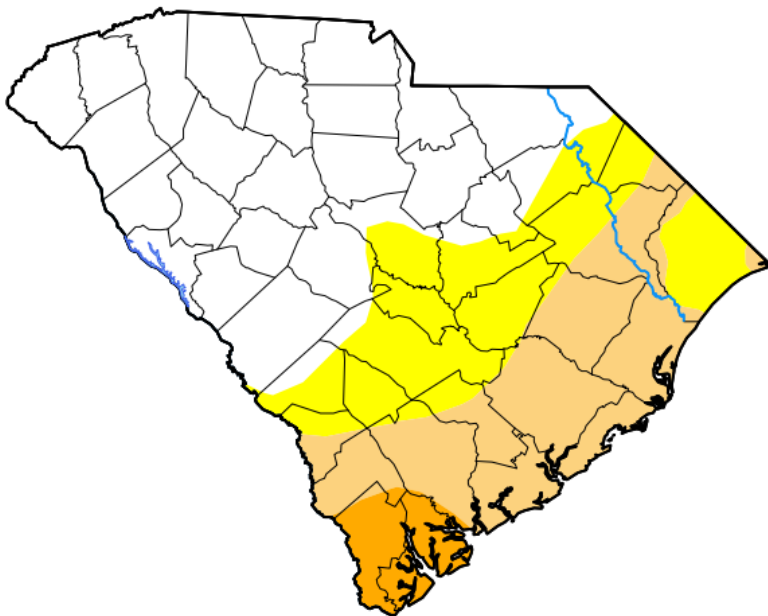
For the state's complete Weekly Weather Summary http://www.dnr.sc.gov/climate/sco/ClimateData/cli_reports_2022.php

U.S. Drought Monitor South Carolina

May 10, 2022
(Released Thursday, May. 12, 2022)
Valid 8 a.m. EDT

Drought Conditions (Percent Area)

	None	D0-D4	D1-D4	D2-D4	D3-D4	D4
Current	50.72	49.28	27.18	4.30	0.00	0.00
Last Week 05-03-2022	59.20	40.80	24.69	0.00	0.00	0.00
3 Months Ago 02-08-2022	68.20	31.80	5.06	0.00	0.00	0.00
Start of Calendar Year 01-04-2022	51.78	48.22	31.63	7.87	0.00	0.00
Start of Water Year 09-28-2021	98.41	1.59	0.00	0.00	0.00	0.00
One Year Ago 05-11-2021	54.83	45.17	17.42	0.00	0.00	0.00



Intensity:

- None
- D0 Abnormally Dry
- D1 Moderate Drought
- D2 Severe Drought
- D3 Extreme Drought
- D4 Exceptional Drought

The Drought Monitor focuses on broad-scale conditions. Local conditions may vary. For more information on the Drought Monitor, go to <https://droughtmonitor.unl.edu/About.aspx>

Author:

David Simeral
Western Regional Climate Center



droughtmonitor.unl.edu