



South Carolina Crop Progress and Condition Report



Cooperating with the South Carolina Department of Agriculture
Southern Region, South Carolina Field Office · 208G Wholesale Lane · West Columbia, SC 29172 · (706) 713-5400
www.nass.usda.gov

This report contains data collected each week from respondents across the state whose occupations provide them opportunities to discuss agricultural production with farmers in their counties as well as to make visual observations. We thank all who have contributed to this report.

October 13, 2020

Media Contact: Anthony Prillaman

General

According to the National Agricultural Statistics Service in South Carolina, there were 6.1 days suitable for fieldwork for the week ending Sunday, October 11, 2020. Precipitation ranged from no rain to 6.3 inches. Average high temperatures ranged from the mid 60s to the mid 80s. Average low temperatures ranged from the mid 40s to the low 70s.

Crops

Warm and dry weather during the first part of the week allowed for cotton defoliation to ramp up. Additionally, a limited number of farmers were able to begin harvesting cotton and soybeans. In the Lowcountry, there was a report of some cotton acres not having a heavy boll load; however, it was noted that most of the crop in the area looked good. Peanut digging and combining steadily progressed. A few farmers began planting winter wheat. Corn harvesting was expected to be finished very soon. Rain from the remnants of Hurricane Delta limited fieldwork in some areas over the weekend.

Recent weather conditions had been very good for fall vegetable production, but some fields ended the week rather wet. The warm, moist weather led to disease increasing fairly aggressively on some crops, like powdery mildew and downy mildew on cucurbits. Whiteflies continued to be a problem in coastal counties. Dry and sunny conditions would be needed to prevent problems with spraying and maintaining crops. Strawberry planting should begin soon. Pecan shucks were opening, and nuts were falling from earlier varieties like Pawnee and Excel.

Livestock and Pastures

Cattle and pasture condition remained mostly good.

Crop Progress for Week Ending 10/11/20

Crop stage	Prev year	Prev week	This week	5 Year avg
	(percent)	(percent)	(percent)	(percent)
Corn - Harvested.....	100	94	96	99
Cotton - Bolls Opening....	96	72	86	90
Cotton - Harvested.....	34	0	1	21
Hay - 3rd Cutting.....	67	70	76	NA
Peanuts - Dug.....	68	34	46	NA
Peanuts - Harvested.....	51	22	29	32
Soybeans - Dropping				
Leaves.....	48	45	64	39
Soybeans - Harvested.....	2	NA	1	3
Winter wheat - Planted....	1	NA	2	4

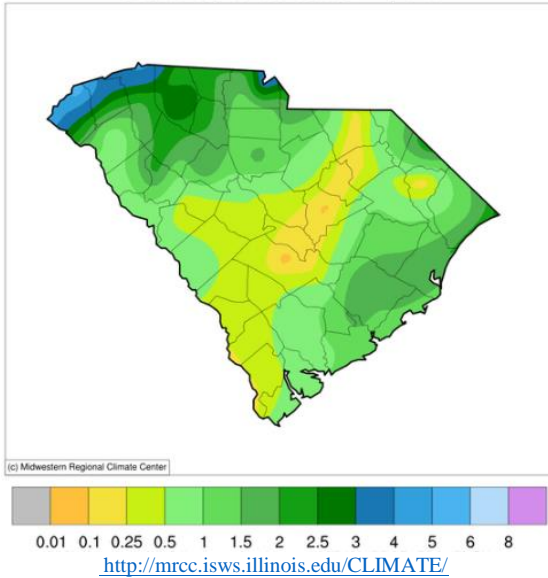
Conditions for Week Ending 10/11/20

Crop	Very poor	Poor	Fair	Good	Excellent
	(percent)	(percent)	(percent)	(percent)	(percent)
Cattle.....	0	3	17	69	11
Cotton.....	6	6	24	46	18
Pasture and range..	1	3	32	57	7
Peanuts.....	1	3	24	55	17
Soybeans.....	4	9	13	53	21

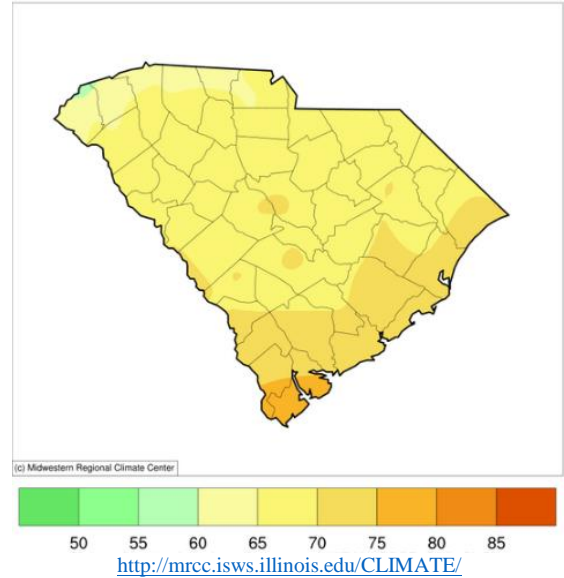
Soil Moisture for Week Ending 10/11/20

Topsoil	Previous week	This week
	(percent)	(percent)
Very short.....	0	0
Short.....	6	6
Adequate.....	77	83
Surplus.....	17	11
Subsoil	Previous week	This week
	(percent)	(percent)
Very short.....	0	0
Short.....	6	2
Adequate.....	74	88
Surplus.....	20	10

Accumulated Precipitation (in)
October 05, 2020 to October 11, 2020



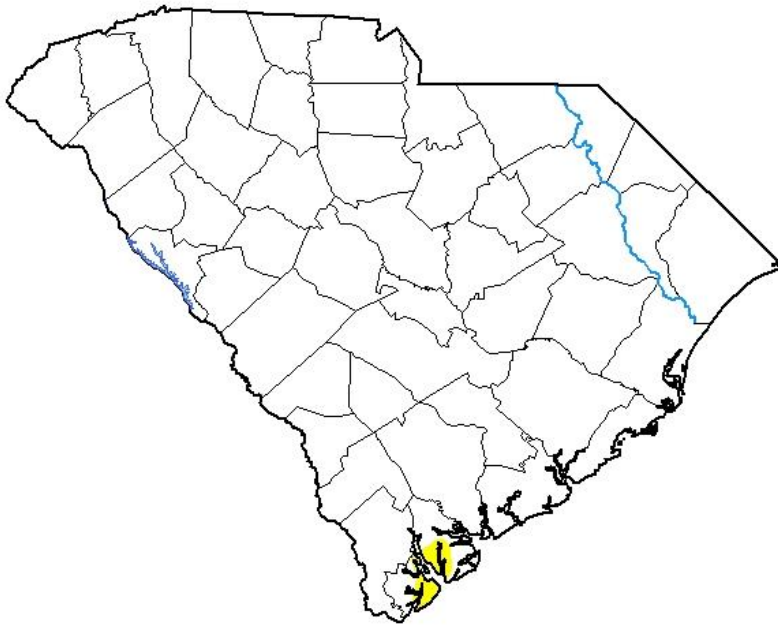
Average Temperature (°F)
October 05, 2020 to October 11, 2020



For the state's complete Weekly Weather Summary http://www.dnr.sc.gov/climate/sco/ClimateData/cli_reports_2020.php

U.S. Drought Monitor South Carolina

October 6, 2020
(Released Thursday, Oct. 8, 2020)
Valid 8 a.m. EDT



Drought Conditions (Percent Area)

	None	D0-D4	D1-D4	D2-D4	D3-D4	D4
Current	99.42	0.58	0.00	0.00	0.00	0.00
Last Week 09-29-2020	99.42	0.58	0.00	0.00	0.00	0.00
3 Months Ago 07-07-2020	100.00	0.00	0.00	0.00	0.00	0.00
Start of Calendar Year 12-31-2019	100.00	0.00	0.00	0.00	0.00	0.00
Start of Water Year 09-29-2020	99.42	0.58	0.00	0.00	0.00	0.00
One Year Ago 10-08-2019	22.04	77.96	62.98	36.84	7.03	0.00

Intensity:

- None
- D0 Abnormally Dry
- D1 Moderate Drought
- D2 Severe Drought
- D3 Extreme Drought
- D4 Exceptional Drought

The Drought Monitor focuses on broad-scale conditions. Local conditions may vary. For more information on the Drought Monitor, go to <https://droughtmonitor.unl.edu/About.aspx>

Author:

Brian Fuchs
National Drought Mitigation Center



droughtmonitor.unl.edu