



**United States Department of Agriculture
National Agricultural Statistics Service
South Carolina Crop Progress
and Condition Report**



Cooperating with the South Carolina Department of Agriculture
Southern Region, South Carolina Field Office · 208G Wholesale Lane · West Columbia, SC 29172 · (803) 734-2506
www.nass.usda.gov

September 30, 2019

Media Contact: Eddie Wells

General

According to the National Agricultural Statistics Service in South Carolina, there were 6.8 days suitable for fieldwork for the week ending Sunday, September 29, 2019. Precipitation estimates for the state ranged from no rain up to 1.06 inches. Average high temperatures ranged from the low 80s to the high 90s. Average low temperatures ranged from the high 50s to the mid 70s.

County Comments

Large number of cattle farmers were feeding hay to make up for dry pastures. Lack of moisture in soil continued with another week of no precipitation.

Adam Gore, Abbeville County

The heat and dry weather continued last week. Drying conditions for peanut harvest were excellent, though digging conditions were difficult due to hard, dry soils. Cotton harvest conditions were good. A major push on cotton harvest will be coming this week.

Charles Davis, Calhoun County

Dry weather persisted throughout all areas of the county with no rain in sight. Producers began defoliating cotton and continued digging peanuts. Pastures were in desperate need of moisture to receive a decent third cutting to feed livestock through the winter. Several producers in the southeastern part of the county do not expect to make enough hay to make it through the entire winter.

Matthew Wannamaker, Lexington County

Another week with no measurable rainfall and drought-ridden soils in the area. However, the week was active with harvesting operations for cotton and peanuts. Some peanut growers were quite disappointed with their grades. Dry soils prevented the planting of winter cover crops and small grains. Rain was desperately needed.

Hugh B. Gray, Hampton County

Crop Progress for Week Ending 09/29/19

Crop stage	This week (percent)	Prev week (percent)	Prev year (percent)	5 Year avg (percent)
Cotton - Bolls Opening...	91	83	55	76
Cotton - Harvested	12	3	6	8
Hay - 3rd Cutting.....	53	40	NA	NA
Peanuts - Dug.....	42	24	15	NA
Peanuts - Harvested.....	24	10	6	17
Soybeans - Setting Pods	89	82	94	96
Soybeans - Dropping				
Leaves.....	16	7	24	19
Winter Wheat - Planted...	0	0	NA	NA

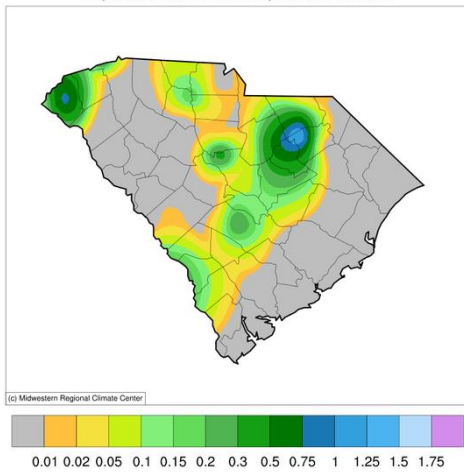
Crop Condition for Week Ending 09/29/19

Crop	Very poor (percent)	Poor (percent)	Fair (percent)	Good (percent)	Excellent (percent)
Cattle	0	1	35	58	6
Cotton	1	7	29	58	5
Pasture and range.....	8	36	38	17	1
Peanuts.....	2	3	32	57	6
Soybeans.....	3	9	36	45	7

Soil Moisture for Week Ending 09/29/19

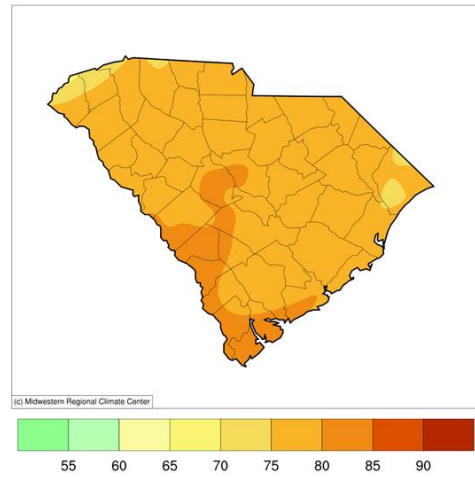
Topsoil	This week (percent)	Previous week (percent)
Very short.....	44	30
Short.....	41	47
Adequate.....	15	23
Surplus.....	0	0
Subsoil	This week (percent)	Previous week (percent)
Very short.....	27	22
Short.....	50	44
Adequate.....	23	33
Surplus.....	0	1

Accumulated Precipitation (in)
September 23, 2019 to September 29, 2019



<http://mrcc.isws.illinois.edu/CLIMATE/>

Average Temperature (°F)
September 23, 2019 to September 29, 2019

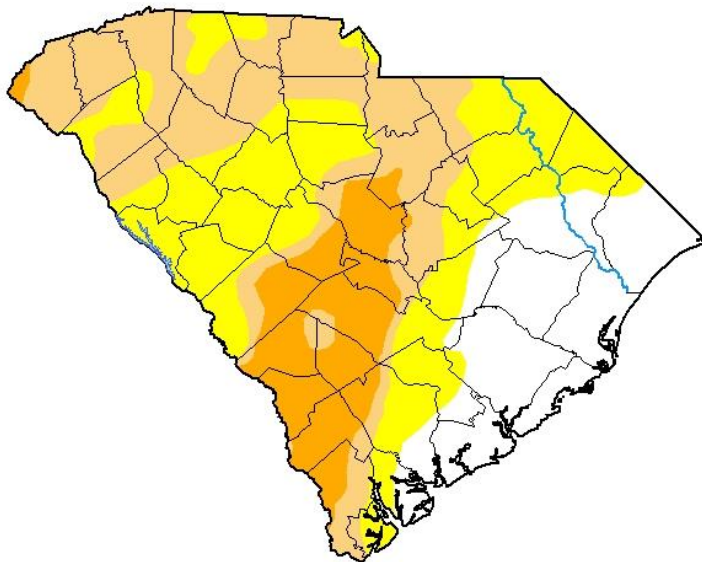


<http://mrcc.isws.illinois.edu/CLIMATE/>

For the state's complete Weekly Weather Summary http://www.dnr.sc.gov/climate/sco/ClimateData/cli_reports_2019.php

U.S. Drought Monitor South Carolina

September 24, 2019
(Released Thursday, Sep. 26, 2019)
Valid 8 a.m. EDT



Drought Conditions (Percent Area)

	None	D0-D4	D1-D4	D2-D4	D3-D4	D4
Current	22.12	77.88	44.58	14.75	0.00	0.00
Last Week <i>09-17-2019</i>	36.59	63.41	24.80	6.50	0.00	0.00
3 Months Ago <i>06-25-2019</i>	63.26	36.74	5.77	0.00	0.00	0.00
Start of Calendar Year <i>01-01-2019</i>	100.00	0.00	0.00	0.00	0.00	0.00
Start of Water Year <i>09-25-2018</i>	89.90	10.10	1.52	0.00	0.00	0.00
One Year Ago <i>09-25-2018</i>	89.90	10.10	1.52	0.00	0.00	0.00

Intensity

- None
- D0 Abnormally Dry
- D1 Moderate Drought
- D2 Severe Drought
- D3 Extreme Drought
- D4 Exceptional Drought

The Drought Monitor focuses on broad-scale conditions. Local conditions may vary. See accompanying text summary for forecast statements.

Author

Eric Luebehusen
U. S. Department of Agriculture



droughtmonitor.unl.edu