



United States Department of Agriculture
National Agricultural Statistics Service
**South Carolina Crop Progress
and Condition Report**



Cooperating with the South Carolina Department of Agriculture
Southern Region, South Carolina Field Office · 208G Wholesale Lane · West Columbia, SC 29172 · (803) 734-2506
www.nass.usda.gov

September 18, 2017

Media Contact: Eddie Wells

General

According to the National Agricultural Statistics Service in South Carolina, there were 4.4 days suitable for fieldwork for the week ending Sunday, September 17, 2017. Precipitation estimates for the state ranged from 1.1 inches of rain to 9.0 inches. Average high temperatures ranged from the low 70s to the mid 80s. Average low temperatures ranged from the high 50s to the low 70s.

County Comments

Horry County received a couple inches of rain and had minimal crop damage from Hurricane Irma. Cotton, peanut, and soybean crops appear to be doing very well, and yield potential looks to be very promising.

Rusty Skipper, Horry County

Hurricane Irma left several inches of rain across the area on Monday. This halted all field operations. The only crop damage was to cotton, which the high winds twisted and blew over. Fortunately, few bolls were open, so blow out loss was small. Defoliation and harvest will be challenging, but losses should be minimal. Nearly all corn was harvested, and peanut harvest was just beginning, so losses there were small too.

Charles Davis, Calhoun County

Hurricane Irma dumped many inches of rain on cropland. The storm surge from the winds inundated many fields with saltwater. Fields were already soggy before the storm. Many acres of cucurbit crops (i.e. squash, zucchini, winter squash, and melons) had lots of damage or were totally lost. Tomato crops suffered lots of wind damage, but should pull through if growers are able to get into the fields and spray fungicides and bactericides. All other fall crops were being transplanted in higher-ground fields at the end of last week.

Zack Snipes, Charleston County

Hurricane Irma pulled a small amount of cotton from the bur, but not enough to cause a significant yield loss. No problems were reported for peanuts and soybeans.

Hugh B. Gray, Allendale County

Crop Progress for Week Ending 09/17/17

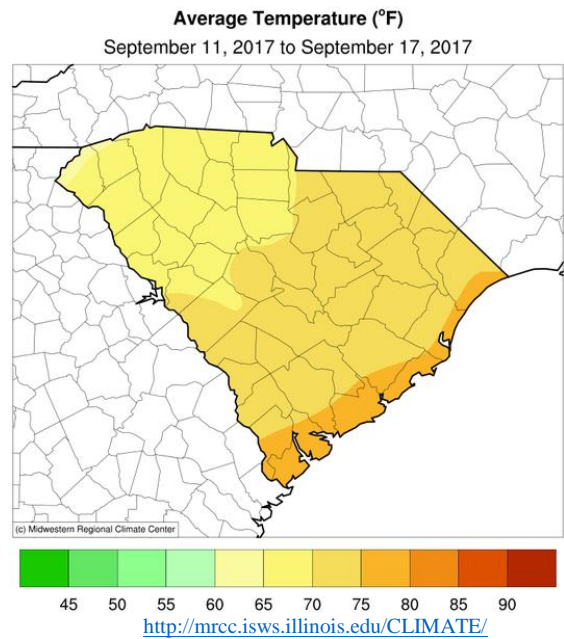
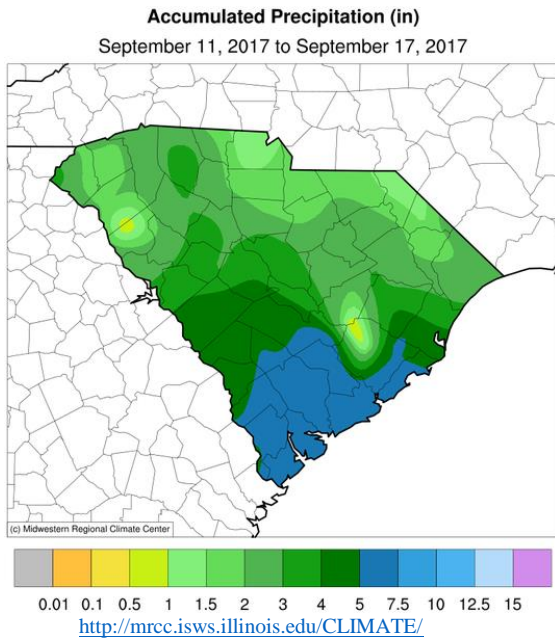
Crop stage	This week (percent)	Prev week (percent)	Prev year (percent)	5 Year avg (percent)
Corn - Harvested.....	90	71	91	86
Cotton - Bolls Opening...	63	46	58	55
Cotton - Harvested.....	0	0	1	1
Hay - 3rd Cutting.....	19	2	NA	NA
Peanuts - Dug.....	14	5	NA	NA
Peanuts - Harvested.....	4	1	9	8
Soybeans - Setting Pods	94	85	90	84
Soybeans - Dropping				
Leaves.....	4	2	11	4
Tobacco - Harvested.....	95	89	95	95

Crop Condition for Week Ending 09/17/17

Crop	Very poor (percent)	Poor (percent)	Fair (percent)	Good (percent)	Excellent (percent)
Cattle.....	0	0	35	59	6
Cotton.....	0	0	10	58	32
Pasture and range.....	0	8	39	50	3
Peanuts.....	0	0	8	59	33
Soybeans.....	0	0	16	60	24

Soil Moisture for Week Ending 09/17/17

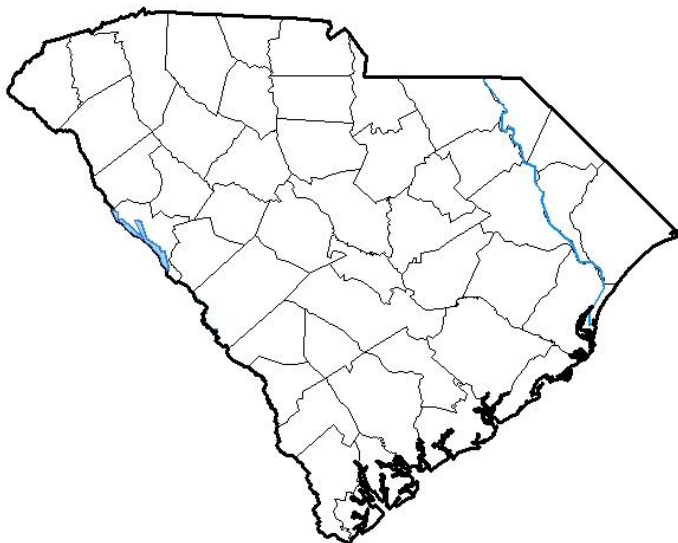
Topsoil	This week (percent)	Previous week (percent)	5 Year avg (percent)
Very short.....	0	0	5
Short.....	4	30	32
Adequate.....	80	62	59
Surplus.....	16	8	4
Subsoil	This week (percent)	Previous week (percent)	5 Year avg (percent)
Very short.....	0	0	NA
Short.....	7	22	NA
Adequate.....	78	66	NA
Surplus.....	15	12	NA



For the state's complete Weekly Weather Summary
http://www.dnr.sc.gov/climate/sco/ClimateData/cli_reports_2017.php

U.S. Drought Monitor South Carolina

September 12, 2017
(Released Thursday, Sep. 14, 2017)
Valid 8 a.m. EDT



Drought Conditions (Percent Area)

	None	D0-D4	D1-D4	D2-D4	D3-D4	D4
Current	100.00	0.00	0.00	0.00	0.00	0.00
Last Week 09-05-2017	62.06	37.94	0.00	0.00	0.00	0.00
3 Months Ago 06-13-2017	99.90	0.10	0.00	0.00	0.00	0.00
Start of Calendar Year 01-03-2017	27.80	72.20	30.28	19.83	4.12	0.00
Start of Water Year 09-27-2016	73.62	26.38	14.28	1.45	0.00	0.00
One Year Ago 09-13-2016	69.33	30.67	7.90	1.45	0.00	0.00

Intensity:

- D0 Abnormally Dry
- D1 Moderate Drought
- D2 Severe Drought
- D3 Extreme Drought
- D4 Exceptional Drought

The Drought Monitor focuses on broad-scale conditions. Local conditions may vary. See accompanying text summary for forecast statements.

Author:

Richard Tinker
CPC/NOAA/NWS/NCEP



<http://droughtmonitor.unl.edu/>