



United States Department of Agriculture
National Agricultural Statistics Service
South Carolina Crop Progress
and Condition Report



Cooperating with the South Carolina Department of Agriculture
 Southern Region, South Carolina Field Office · 208G Wholesale Lane · West Columbia, SC 29172 · (803) 734-2506
www.nass.usda.gov

May 31, 2016

Media Contact: Eddie Wells

General

According to the National Agricultural Statistics Service's South Carolina Field Office, there were 5.7 days suitable for fieldwork for the week ending Sunday, May 29, 2016. Precipitation estimates for the state ranged from 0.1 inches of rain up to 4.8 inches. Average high temperatures ranged from the low 70s to the high 80s. Average low temperatures ranged from the mid 50s to the mid 60s.

County Extension Comments

We are really wet in spots with rain still in the forecast.

Wes Daniels, Dillon County

Much needed rains left over the weekend by tropical storm Bonnie have benefited the tobacco and corn crops in Horry County. Cotton, soybean, and peanut farmers are aggressively planting this year's crop that should wrap up later next week, weather permitting.

Hilda Shelley, Horry County

Planting and weed control progress continued at a steady pace this week. Cool conditions had some negative impact on cotton growth.

Charles Davis, Calhoun County

Pastures and grazing lands were over grazed last summer, and have yet to fully recover. Many farmers are allowing cattle to graze, and thus not giving grazing land a chance to recover. Rain events over the past few days have replenished soil moisture. Vegetable crops are progressing well, but I have had a few calls on problems with tomatoes.

Mark Nettles, Orangeburg County

Crop Progress for Week Ending 05/29/16

Crop stage	This week (percent)	Prev week (percent)	Prev year (percent)	5 Year avg (percent)
Corn - Silking	4	NA	NA	NA
Cotton - Planted	71	63	79	81
Cotton - Squaring	0	NA	0	1
Hay - 1st Cutting	75	67	39	NA
Oats - Harvested	32	20	2	14
Peaches - Harvested.....	9	5	6	9
Peanuts - Planted.....	76	56	82	83
Rye - Harvested	12	6	6	8
Soybeans - Planted.....	57	30	43	50
Soybeans - Emerged.....	30	14	31	35
Winter Wheat - Harvested	5	3	1	8

Crop Condition for Week Ending 05/29/16

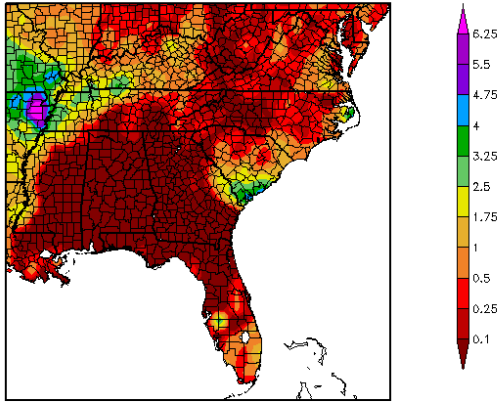
Crop	Very poor (percent)	Poor (percent)	Fair (percent)	Good (percent)	Excellent (percent)
Cattle	0	1	11	79	9
Corn	0	3	33	50	14
Cotton	0	0	61	35	4
Oats	8	12	39	40	1
Pasture and range.....	0	3	24	66	7
Peaches.....	0	0	13	76	11
Peanuts.....	0	0	12	86	2
Rye	1	5	29	61	4
Tobacco	0	0	24	40	36
Winter Wheat	4	7	35	46	8

Soil Moisture for Week Ending 05/29/16

Topsoil	This week (percent)	Previous week (percent)	5 Year avg (percent)
Very short.....	0	1	6
Short.....	14	13	25
Adequate.....	69	72	62
Surplus.....	17	14	7

Subsoil	This week (percent)	Previous week (percent)	5 Year avg (percent)
Very short.....	1	1	NA
Short.....	11	8	NA
Adequate.....	75	77	NA
Surplus.....	13	14	NA

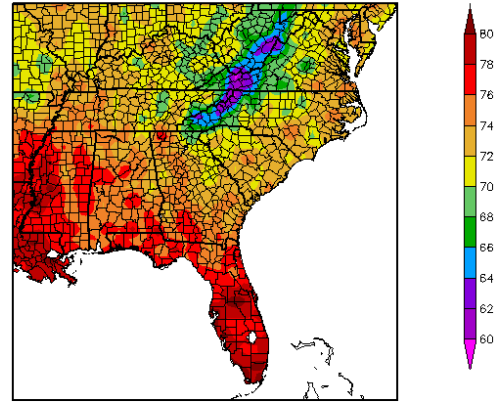
Precipitation (in)
5/24/2016 – 5/30/2016



Generated 5/31/2016 at HPRCC using provisional data.

www.hprcc.unl.edu/

Temperature (F)
5/24/2016 – 5/30/2016



Regional Climate Centers Generated 5/31/2016 at HPRCC using provisional data.

www.hprcc.unl.edu/

Regional Climate Centers

For the state's complete Weekly Weather Summary
http://www.dnr.sc.gov/climate/sco/ClimateData/cli_reports_2016.php

U.S. Drought Monitor South Carolina

May 24, 2016

(Released Thursday, May 26, 2016)

Valid 8 a.m. EDT

Drought Conditions (Percent Area)

	None	D0-D4	D1-D4	D2-D4	D3-D4	D4
Current	83.07	16.93	8.15	0.00	0.00	0.00
Last Week 5/17/2016	59.55	40.45	9.21	0.00	0.00	0.00
3 Months Ago 2/23/2016	100.00	0.00	0.00	0.00	0.00	0.00
Start of Calendar Year 1/22/2015	99.66	0.34	0.00	0.00	0.00	0.00
Start of Water Year 8/29/2015	26.80	73.20	31.76	10.91	0.00	0.00
One Year Ago 5/26/2015	43.86	56.14	0.00	0.00	0.00	0.00

Intensity:

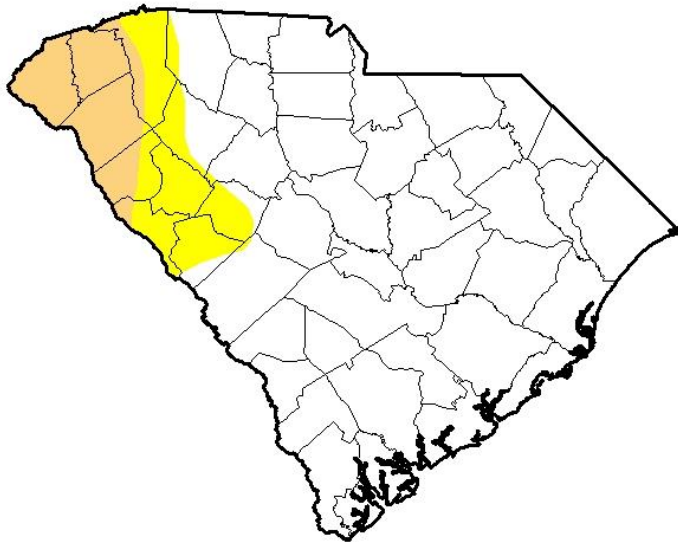
- D0 Abnormally Dry
- D1 Moderate Drought
- D2 Severe Drought
- D3 Extreme Drought
- D4 Exceptional Drought

The Drought Monitor focuses on broad-scale conditions. Local conditions may vary. See accompanying text summary for forecast statements.

Author:

David Simeral

Western Regional Climate Center



<http://droughtmonitor.unl.edu/>