



# Cattle Inventory

Southern Plains Regional Field Office · Post Office Box 70, Austin, Texas 78767 · 800-626-3142 · [www.nass.usda.gov](http://www.nass.usda.gov)  
Cooperating with the Oklahoma Department of Agriculture, Food and Forestry and Texas Department of Agriculture

January 31, 2025

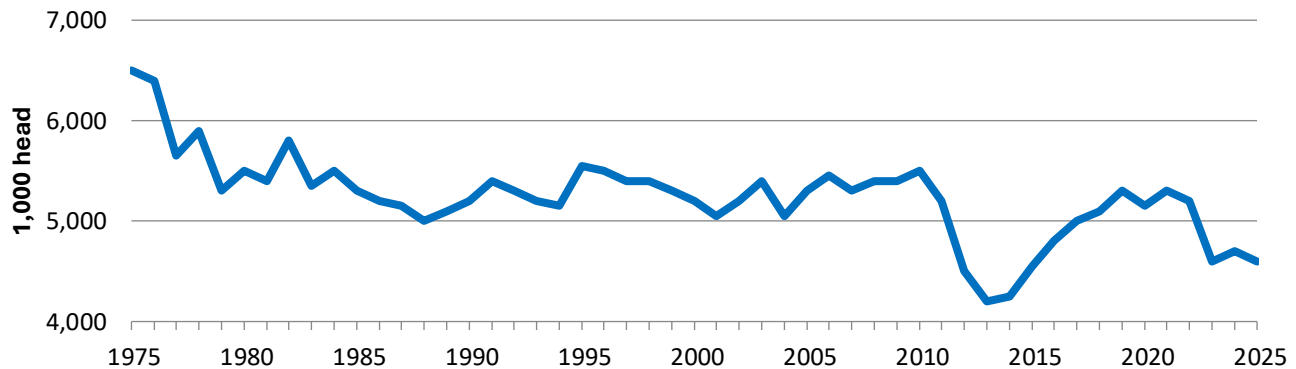
Contact: Jenna Bates or Carol Pittman

Estimates in this report are the result of data collected during the January Cattle Survey from a random sample of producers across the nation. Survey procedures ensured that all cattle producers, regardless of size, had a chance to be included in the survey. Data provided by Oklahoma and Texas producers are the foundation of these estimates made for the Southern Plains Region. We would like to thank all who responded to the survey and made these estimates possible.

Inventory and calf crop estimates were reviewed using official slaughter data, import and export data, and the relationship of the current survey indications to previous surveys. Revisions to previous estimates are made to improve year to year and item to item relationships.

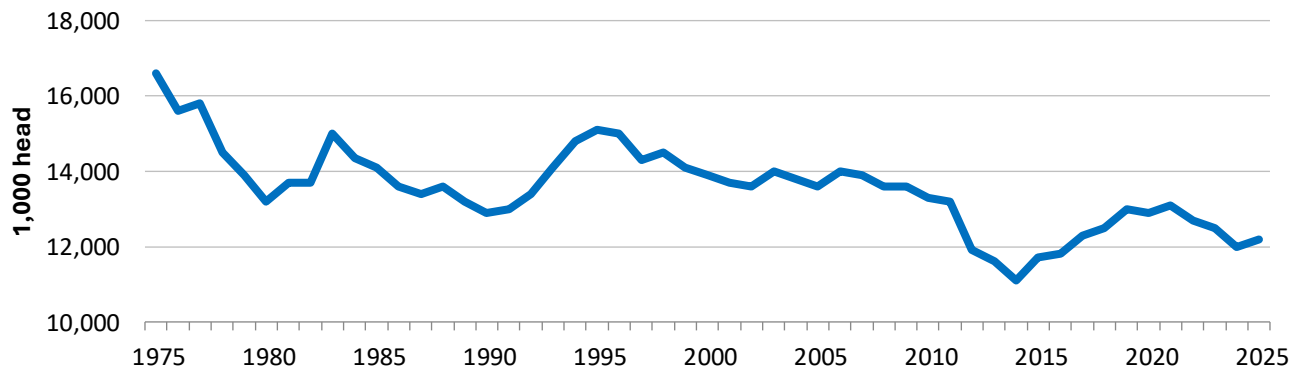
The inventory of Oklahoma cattle and calves totaled 4.6 million head on January 1, 2025, down 2 percent from last year's inventory. Oklahoma makes up 5 percent of the total United States inventory.

### Oklahoma All Cattle Inventory



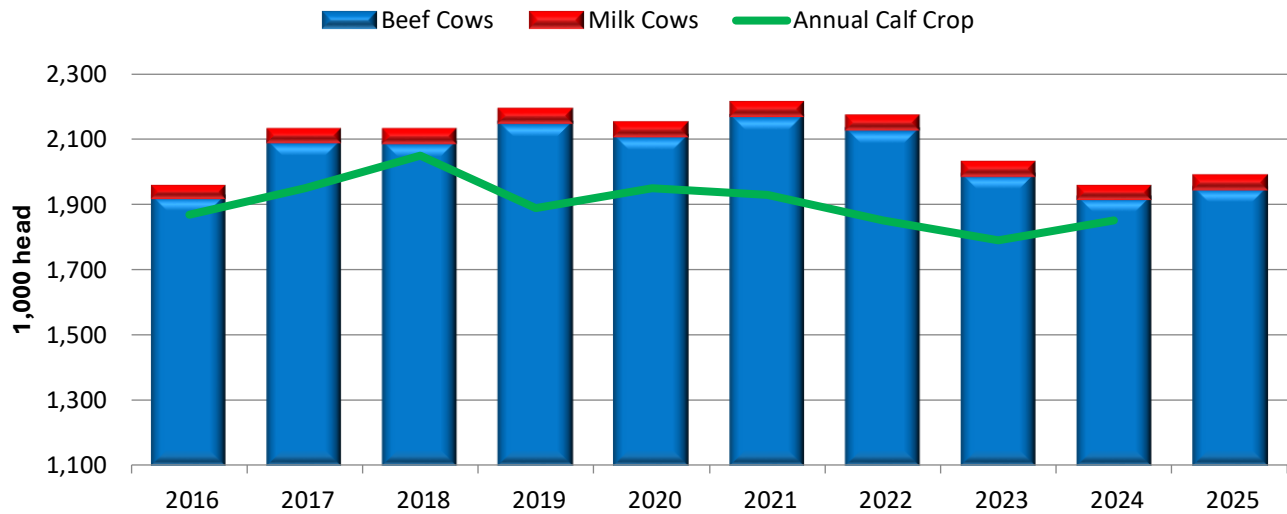
The inventory of Texas cattle and calves totaled 12.2 million head on January 1, 2025, up 2 percent from last year's inventory. Texas continues to rank first in the nation in total number of cattle and calves with 14 percent of the total United States inventory.

### Texas All Cattle Inventory



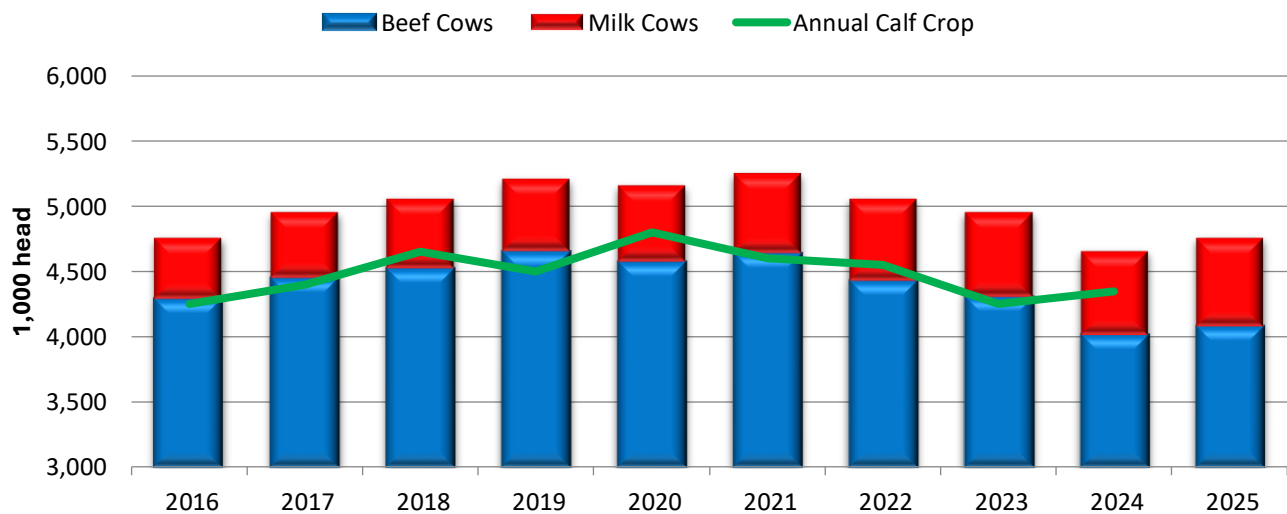
Total inventory of all cows that have calved in Oklahoma was 1.99 million head, up 2 percent above last year's total. Beef cow inventory, at 1.95 million head, was up 1 percent from 2024. Milk cow inventory, at 40 thousand head, was up 2 thousand head from the 2024 total of 38 thousand head.

### Oklahoma Cow Inventory and Calf Crop



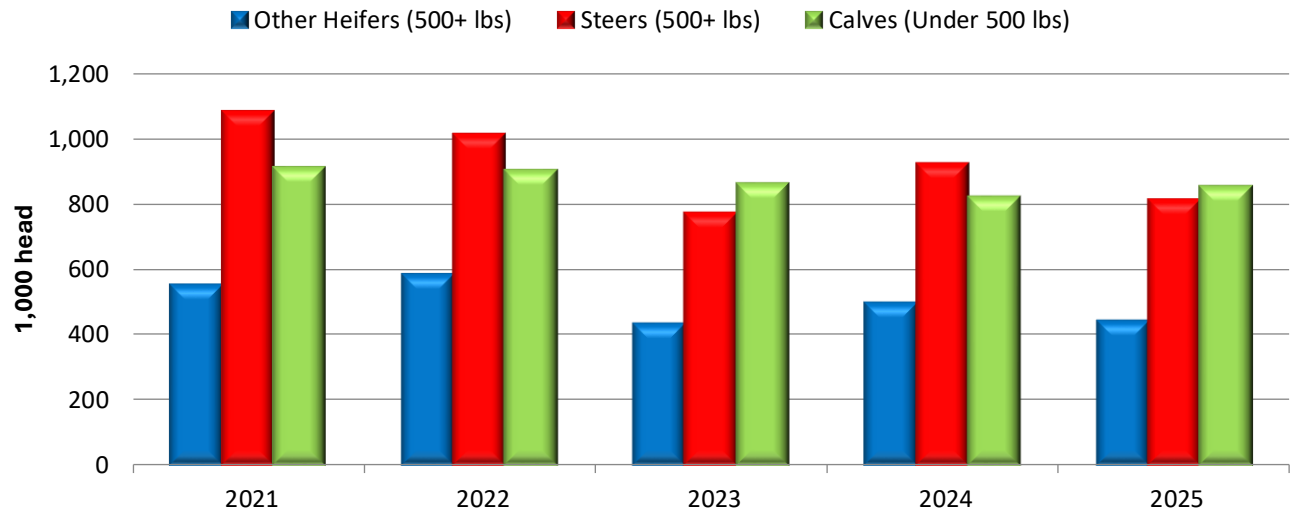
Total inventory of all cows that have calved in Texas was 4.75 million head, 2 percent above last year's total. Beef cow inventory, at 4.08 million head, was up 1 percent from 2024. Milk cow inventory, at 675 thousand head, was up 40 thousand head from the 2024 total of 635 thousand head.

### Texas Cow Inventory and Calf Crop



Inventory of all heifers 500 pounds and over in Oklahoma totaled 800 thousand on January 1, 2025, 6 percent below 2024. Beef replacement heifers, at 340 thousand head, is 1 percent higher than 2024. Milk replacement heifers totaled 20 thousand head, unchanged from last year.

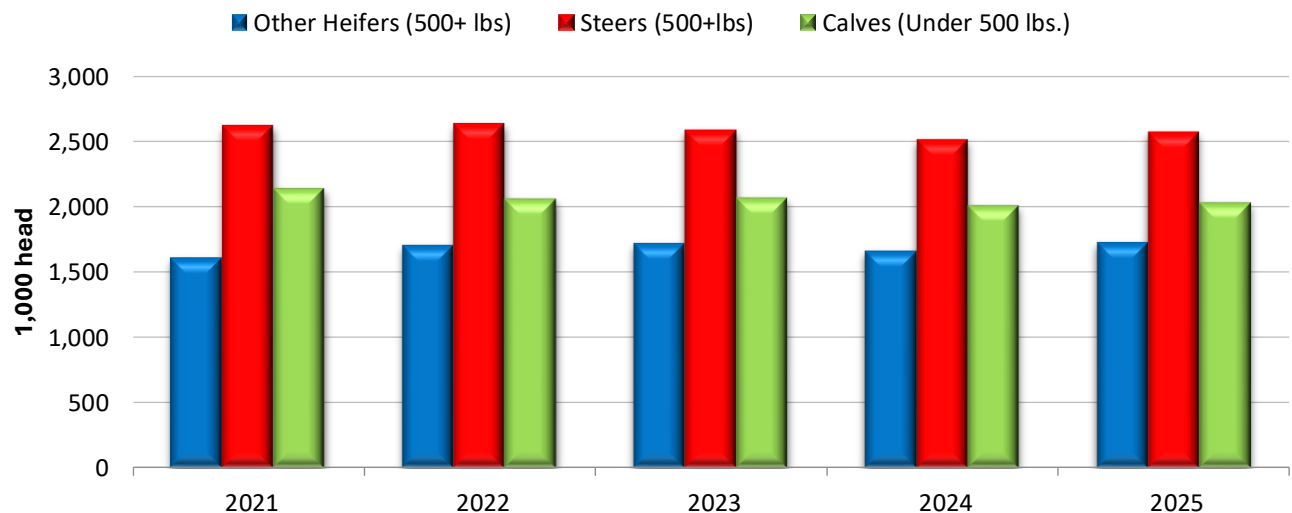
### Oklahoma Feeder Cattle Supply



Oklahoma inventory of steers 500 pounds and over totaled 810 thousand head on January 1, 2025, down 12 percent from last year. Inventory of calves less than 500 pounds, at 850 thousand head, is 4 percent above last year's total. The 2024 calf crop totaled 1.85 million head, 3 percent higher than the 2023 calf crop.

Inventory of all heifers 500 pounds and over in Texas totaled 2.54 million on January 1, 2025, up slightly from 2024. Beef replacement heifers, at 600 thousand head, is 6 percent lower than from 2024. Milk replacement heifers totaled 220 thousand head, down 4 percent from last year.

### Texas Feeder Cattle Supply



Texas inventory of steers 500 pounds and over totaled 2.57 million head on January 1, 2025, up 2 percent from last year. Inventory of calves less than 500 pounds, at 2.02 million head, is up 1 percent from last year's total. The 2024 calf crop totaled 4.35 million head, 2 percent higher than the 2023 calf crop.

**January Cattle Inventory and Calf Crop  
Oklahoma, Texas, and United States**

Item	Oklahoma		Texas		United States	
	2024	2025	2024	2025	2024	2025
	<i>1,000 head</i>	<i>1,000 head</i>	<i>1,000 head</i>	<i>1,000 head</i>	<i>1,000 head</i>	<i>1,000 head</i>
All Cattle and Calves .....	4,700	4,600	12,000	12,200	87,157	86,662
Cows & Heifers that have calved .....	1,960	1,990	4,650	4,750	37,360	37,213
Beef Cows .....	1,922	1,950	4,015	4,075	28,013	27,864
Milk Cows .....	38	40	635	675	9,347	9,349
Heifers 500 pounds and over.....						
Beef Replacement.....	335	340	640	600	4,718	4,672
Milk Replacement.....	20	20	230	220	3,951	3,914
Other Heifers .....	495	440	1,650	1,720	9,651	9,593
Steers 500 pounds and over.....	920	810	2,510	2,570	15,959	15,802
Bulls 500 pounds and over .....	150	150	320	320	2,031	2,009
Calves under 500 pounds.....	820	850	2,000	2,020	13,488	13,458
Calf Crop <sup>1</sup> .....	1,790	1,850	4,250	4,350	33,563	33,530

<sup>1</sup> Previous year.

**U.S. Highlights:** The United States inventory of all cattle and calves totaled 86.7 million head on January 1, 1 percent below last year's inventory of 87.2 million head.

All cows and heifers that have calved totaled 37.2 million head, down slightly from the 37.4 million on January 1, 2024. Beef cows totaled 27.9 million head, down 1 percent from a year ago, while milk cows were up slightly from a year ago at 9.35 million head. Beef replacement heifers, at 4.67 million head, were down 1 percent from the previous year. Milk replacement heifer numbers were down 1 percent to 3.91 million head. The 2024 calf crop was estimated at 33.5 million head, down slightly from 2023.

*NASS provides accurate, timely, useful and objective statistics in service to U.S. agriculture. In order to view the full national report, please visit the following website: [www.nass.usda.gov/Publications/](http://www.nass.usda.gov/Publications/).*