



# May Crop Production

Southern Plains Regional Field Office · Post Office Box 70, Austin, Texas 78767 · 800-626-3142 · [www.nass.usda.gov](http://www.nass.usda.gov)

Cooperating with the Oklahoma Department of Agriculture, Food and Forestry and Texas Department of Agriculture

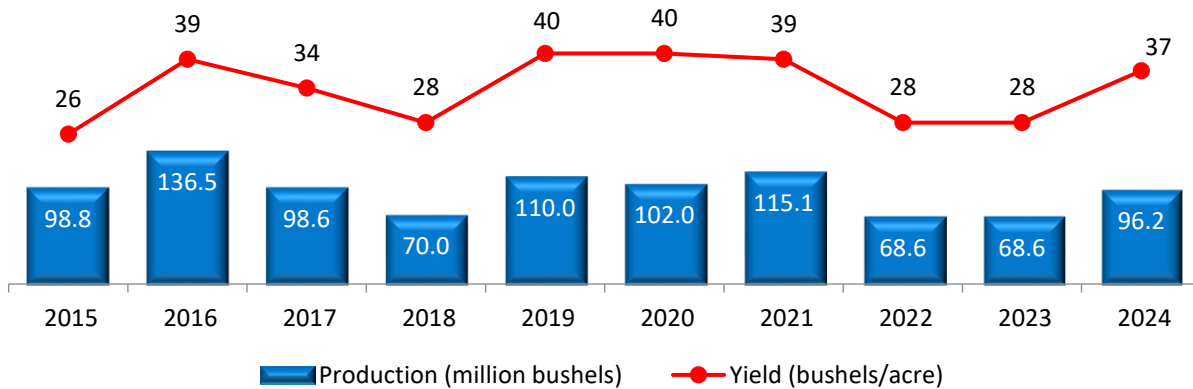
May 10, 2024

Contact: Tanya McNeal or Betty Johnson

The May wheat yield and production forecast is based on two surveys conducted by the Southern Plains Regional Field Office: a farm operator survey and an objective yield survey. The farm operator survey was conducted primarily by telephone with some use of mail and internet. The objective yield survey collects actual stalk counts and head weights from plots set up in producer fields across the states of Oklahoma and Texas.

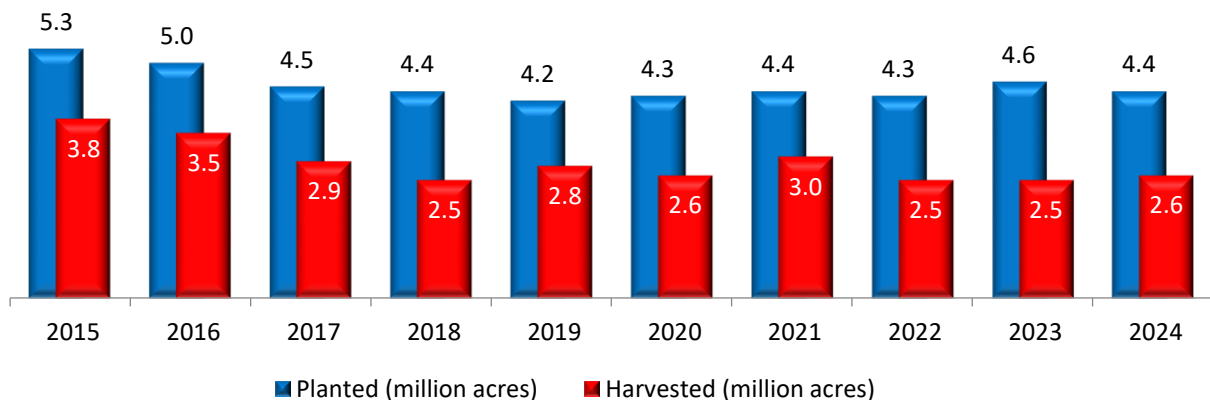
Data provided by Oklahoma and Texas operators are the foundation of the estimates for the Southern Plains region. We would like to thank all farmers who responded to the Ag Yield survey and to those wheat producers who permitted objective measurements to be taken in their fields.

## Oklahoma Wheat Production and Yield

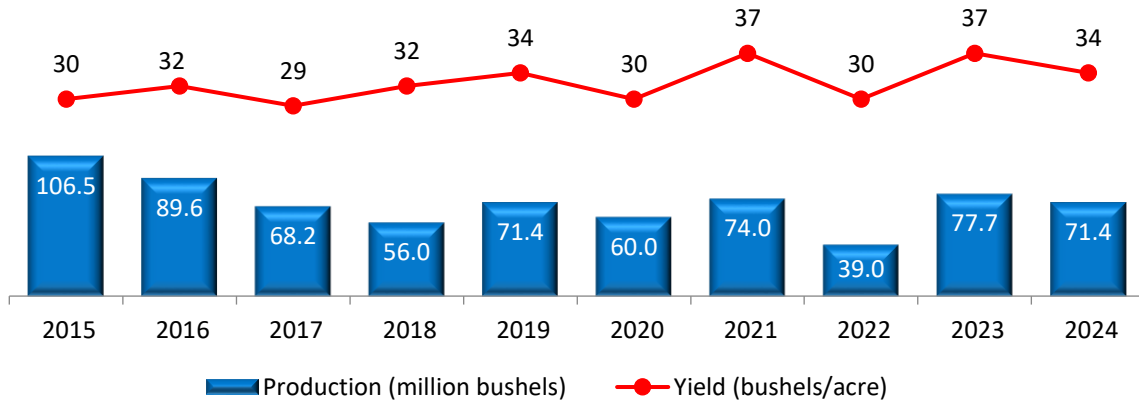


**Wheat** production for **Oklahoma** is forecast at 96.2 million bushels, up 40 percent from last year. Yield is forecast 37.0 bushels, up 9.0 bushels from 2023. Acres expected to be harvested for grain, at 2.6 million acres, up 6 percent from 2023.

## Oklahoma Wheat Planted and Harvested

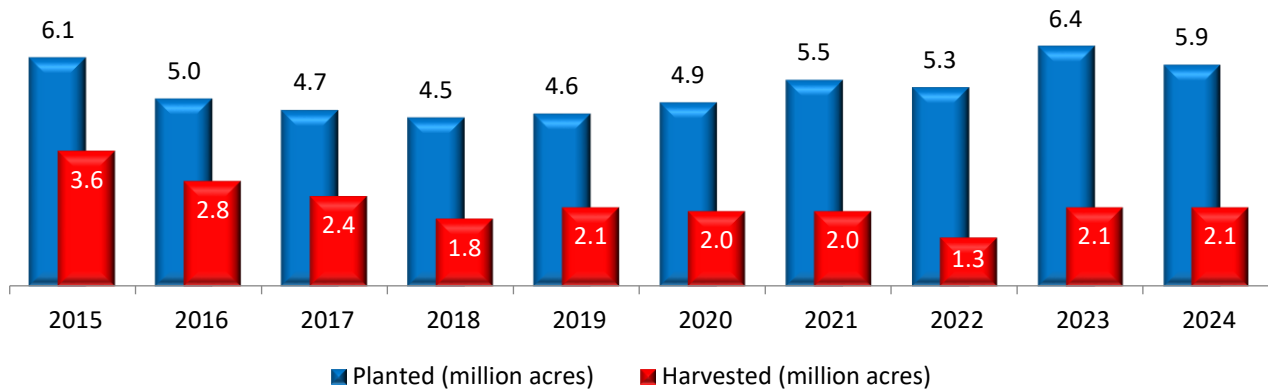


## Texas Wheat Production and Yield



**Texas wheat production** is forecast at 71.4 million bushels, down 8 percent from last year. Yield is forecast at 34.0 bushels per acre, down 3.0 bushels from 2023. Harvested acreage for grain, at 2.1 million acres, is unchanged from the previous year.

## Texas Wheat Planted and Harvested



**Winter Wheat: Acreage, Yield, and Production  
Selected States and United States, 2023 and May 1, 2024 Forecast**

State	Planted Acres		Harvested Acres		Yield Per Acre		Production	
	2023	2024	2023	2024	2023	2024	2023	2024
	<i>1,000 acres</i>	<i>1,000 acres</i>	<i>1,000 acres</i>	<i>1,000 acres</i>	<i>bushels</i>	<i>bushels</i>	<i>1,000 bushels</i>	<i>1,000 bushels</i>
Arkansas	230	135	165	75	57.0	50.0	9,405	3,750
Colorado	2,300	2,100	1,820	1,850	41.0	44.0	74,620	81,400
Kansas	8,100	7,700	5,750	7,050	35.0	38.0	201,250	267,900
Missouri	780	680	600	500	70.0	67.0	42,000	33,500
<b>Oklahoma</b>	<b>4,550</b>	<b>4,350</b>	<b>2,450</b>	<b>2,600</b>	<b>28.0</b>	<b>37.0</b>	<b>68,600</b>	<b>96,200</b>
<b>Texas</b>	<b>6,400</b>	<b>5,900</b>	<b>2,100</b>	<b>2,100</b>	<b>37.0</b>	<b>34.0</b>	<b>77,700</b>	<b>71,400</b>
United States	36,699	34,135	24,683	25,198	50.6	50.7	1,247,748	1,277,695

**US Highlights:** Winter wheat production is forecast at 1.28 billion bushels, up 2 percent from 2023. Yield is forecast at 50.7 bushels per acre, up 0.1 bushels from last year. Acreage expected to be harvested for grain or seed totals 25.2 million acres, up 2 percent from last year.

NASS provides accurate, timely, useful and objective statistics in service to U.S. agriculture. In order to view the full national report, please visit the following website: [www.nass.usda.gov/Publications](http://www.nass.usda.gov/Publications).

### May Crop Production (May 2024)

USDA, National Agricultural Statistics Service, Southern Plains Regional Field Office