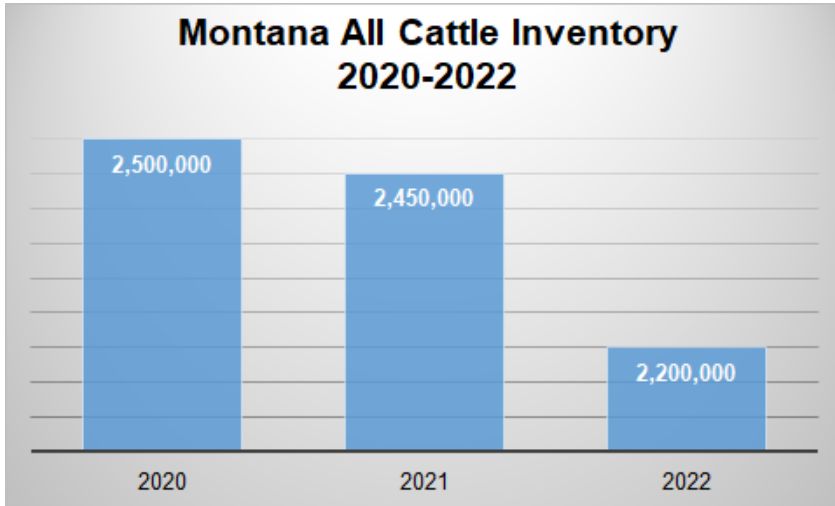




## Montana Cattle Production

The data provided by Montana ranchers for NASS surveys lets us know what is happening in livestock production in Montana - from inventory and calf crop to feed and grazing fees. NASS data help expand access to resources for Montana producers to make business decisions and to diversify into new markets.

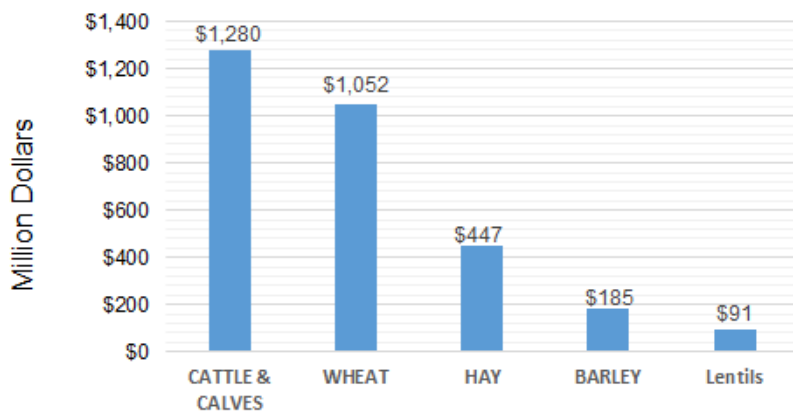
**Montana's 2022 cattle inventory, at 2,200,000 head is down 250,000 head from 2021.**



Death losses in 2021 decreased for cattle from 2020, but increased for calves. Those losses were 26,000 head for cattle and 61,000 head for calves.

**Cattle ranked #1 in Montana's cash receipts by commodity in 2020.**

**Cash Receipts from the Top Montana Commodities 2020**



**Cattle receipts have been the highest ranking commodity in Montana since 2013.**

In 2020, \$277,440 or 22% more than wheat receipts, the next highest commodity.

**34,400,000**

**The number of pounds of commercially produced red meat in Montana in 2021.**



**2,000 cattle were slaughtered on farm in 2021.**

Commercially slaughtered red meat was up 49% from 2020 while on-farm slaughter of cattle was down 43%.


## Beaverhead



**The top cattle inventory county in Montana on January 1, 2022 with 110,000 head of cattle.**

**1,310,000**

**The number of calves born in 2021 in Montana.**



Montana's calf crop decreased 80,000 head from a year ago.

**Montana Alfalfa Hay production ranked #7 in the nation at 2,635,000 tons in 2021.**



Idaho is the top ranked state, at 3,936,000 tons.

**Montana All Hay production ranked #12 in the nation at 3,597,000 tons in 2021.**

The top ranked state is Texas at 10,715,000 tons.

**\$26.50**



**Montana Grazing fees annual average rate per animal unit.**

Ranchers paid an average \$28.00 per cow-calf pair per month, up \$2.00 from the previous year, and \$26.00 per head per month in 2021, up \$2.00 from 2020.