



United States Department of Agriculture  
National Agricultural Statistics Service



Mississippi Crop Production

Released: September 12, 2024

Delta Region – Mississippi Field Office

121 North Jefferson Street, Suite 230, Jackson, MS 39201  
(601) 359-1259 · (855) 270-2705 FAX · [www.nass.usda.gov](http://www.nass.usda.gov)

Cooperating with the Mississippi Department of Agriculture and Commerce

This report contains the results from the **2024 September Ag Yield** and **Objective Yield** surveys. These data are also posted on our web site at <https://www.nass.usda.gov/ms> and in a more detailed report at <https://www.nass.usda.gov>. Thanks to all who responded to these surveys, and to those cotton producers who allowed objective measurements to be taken in their fields.

**Corn Yield and Production Up from August**  
**Cotton Yield and Production Unchanged from August**  
**Rice Yield and Production Unchanged from August**  
**Soybean Yield and Production Unchanged from August**

Mississippi **corn** for grain production is forecast at 90.3 million bushels, up 2 percent from August 1 forecast but down 35 percent from 2023. Based on conditions as of September 1, yield is expected to average 190 bushels per acre, up 4 bushels from last month and up 9 bushels from last year. Harvested acreage for grain is estimated at 475,000 acres, down 295,000 acres from 2023.

**Upland cotton** production is forecast at 1.20 million bales, unchanged from the August 1 forecast but 309,000 bales above last year. Based on conditions as of September 1, yield is expected to average 1,118 pounds per harvested acre, unchanged from last month but up 35 pounds from 2023. Harvested acreage is estimated at 515,000 acres, up 120,000 acres from 2023.

**Peanut** production in 2024 is forecast at 95.0 million pounds, unchanged from the August 1 forecast but up 65 percent from last year. Based on conditions as of September 1, yield is expected to average 3,800 pounds per acre, unchanged from last month but up 200 pounds from last year. Area for harvest, at 25,000 acres, is up 9,000 acres from 2023.

**All rice** production for the state is forecast at 11.7 million hundredweight, unchanged from the August 1 forecast but up 31 percent from last year's production of 8.96 million hundredweight. Based on conditions as of September 1, the all rice yield for 2024 is forecast at 7,500 pounds per acre, unchanged from last month but up 30 pounds from last year. Producers expect to harvest 156,000 acres of rice, up 36,000 acres from 2023.

**Soybean** production in 2024 is forecast at 132 million bushels, unchanged from the August 1 forecast but up 10 percent from last year. Based on conditions as of September 1, yield is expected to average 58 bushels per acre, unchanged from last month but up 2 bushels from last year. Harvested acreage estimated at 2.27 million acres, up 140,000 acres from 2023.

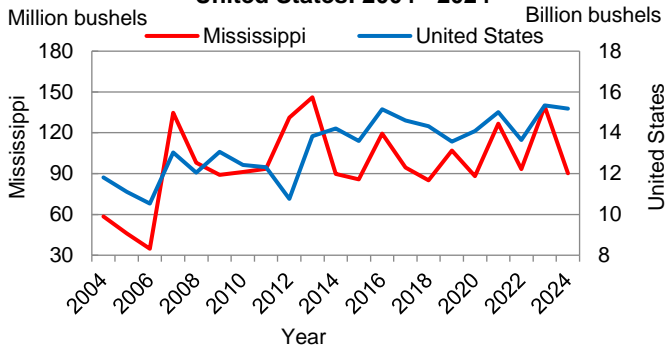
**Area Harvested, Yield, and Production - Mississippi and United States: 2023 and Forecasted September 1, 2024**

Crop	Unit	Area harvested		Yield			Production	
		2023	2024	2023	2024		2023	2024
					August 1	September 1		
<b>Mississippi</b>		(1,000 acres)	(1,000 acres)	(per acre)	(per acre)	(per acre)	(1,000 units)	(1,000 units)
Corn, for grain .....	bushels	770.0	475.0	181.0	186.0	190.0	139,370	90,250
Cotton, upland .....	1	395.0	515.0	1,083.0	1,118.0	1,118.0	891	1,200
Peanuts .....	pounds	16.0	25.0	3,600.0	3,800.0	3,800.0	57,600	95,000
Rice, all .....	2	120.0	156.0	7,470.0	7,500.0	7,500.0	8,964	11,700
Soybeans, for beans ..	bushels	2,130.0	2,270.0	56.0	58.0	58.0	119,280	131,660
<b>United States</b>		(1,000 acres)	(1,000 acres)	(per acre)	(per acre)	(per acre)	(1,000 units)	(1,000 units)
Corn, for grain .....	bushels	86,513.0	82,710.0	177.3	183.1	183.6	15,341,595	15,185,510
Cotton, upland .....	1	6,301.8	8,442.6	895.0	828.0	794.0	11,750	13,965
Peanuts .....	pounds	1,574.0	1,749.0	3,742.0	3,890.0	3,836.0	5,890,020	6,709,800
Rice, all .....	2	2,854.0	2,896.0	7,649.0	7,623.0	7,588.0	218,291	219,749
Soybeans, for beans ..	bushels	82,356.0	86,271.0	50.6	53.2	53.2	4,164,677	4,585,889

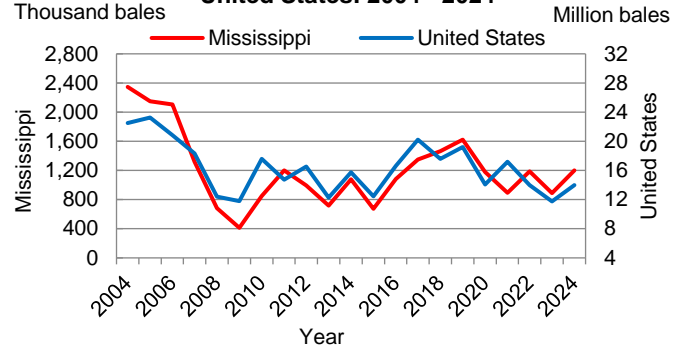
<sup>1</sup> Cotton yield in pounds per acre, production in 480 pound bales.

<sup>2</sup> Rice yield in pounds per acre, production in hundredweight (cwt).

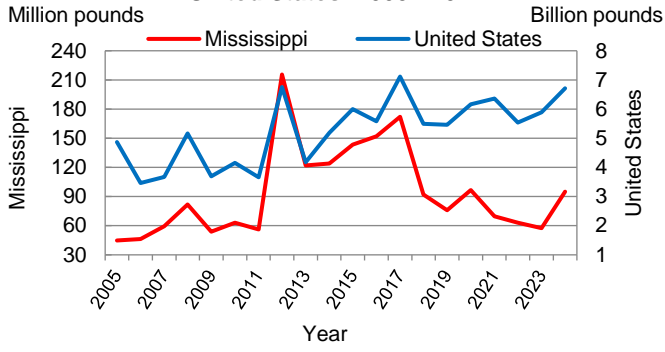
**Corn: Production - Mississippi and United States: 2004 - 2024**



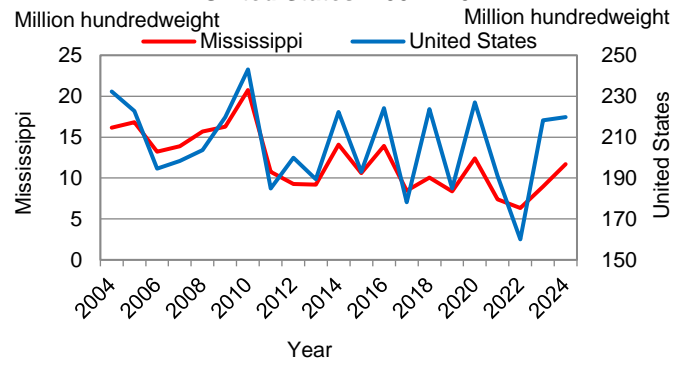
**Upland Cotton: Production - Mississippi and United States: 2004 - 2024**



**Peanut: Production - Mississippi and United States: 2005 - 2024**



**All Rice: Production - Mississippi and United States: 2004 - 2024**



**Soybean: Production - Mississippi and United States: 2004 - 2024**

