



United States Department of Agriculture
National Agricultural Statistics Service



Mississippi Crop Production

Released: November 8, 2024

Delta Region – Mississippi Field Office

121 North Jefferson Street, Suite 230, Jackson, MS 39201
(601) 359-1259 · (855) 270-2705 FAX · www.nass.usda.gov

Cooperating with the Mississippi Department of Agriculture and Commerce

This report contains the results from the **2024 November Ag Yield** and **Objective Yield** surveys. These data are also posted on our web site at <https://www.nass.usda.gov/ms> and in a more detailed report at <https://www.nass.usda.gov>. Thanks to all who responded to these surveys, and to those cotton producers who allowed objective measurements to be taken in their fields.

Corn Yield and Production Unchanged from October
Cotton Yield and Production Unchanged from October
Rice Yield and Production Unchanged from October
Soybean Yield and Production Down from October

Mississippi **corn** for grain production is forecast at 88.8 million bushels, unchanged from the October 1 forecast but down 36 percent from 2023. Based on conditions as of November 1, yield is expected to average 187 bushels per acre, unchanged from last month but up 6 bushels from last year. Producers expect to harvest 475,000 acres of corn for grain, down 295,000 acres from 2023.

Upland cotton production is forecast at 1.20 million bales, unchanged from the October 1 forecast but 309,000 bales above last year. Based on conditions as of November 1, yield is expected to average 1,118 pounds per harvested acre, unchanged from last month but up 35 pounds from 2023. Harvested acreage is estimated at 515,000 acres, up 120,000 acres from 2023.

Peanut production in 2024 is forecast at 95.0 million pounds, unchanged from the October 1 forecast but up 65 percent from last year. Based on conditions as of November 1, yield is expected to average 3,800 pounds per acre, unchanged from last month but up 200 pounds from last year. Area for harvest, at 25,000 acres, is up 9,000 acres from 2023.

All rice production for the state is forecast at 11.7 million hundredweight, unchanged from the October 1 forecast but up 31 percent from last year's production of 8.96 million hundredweight. Based on conditions as of November 1, the all rice yield for 2024 is forecast at 7,500 pounds per acre, unchanged from last month but up 30 pounds from last year. Producers expect to harvest 156,000 acres, up 36,000 acres from 2023.

Soybean production in 2024 is forecast at 127 million bushels, down 3 percent from the October 1 forecast but up 7 percent from last year. Based on conditions as of November 1, yield is expected to average 56 bushels per acre, down 2 bushels from last month but unchanged from last year. Area for harvest, at 2.27 million acres, is up 140,000 acres from 2023.

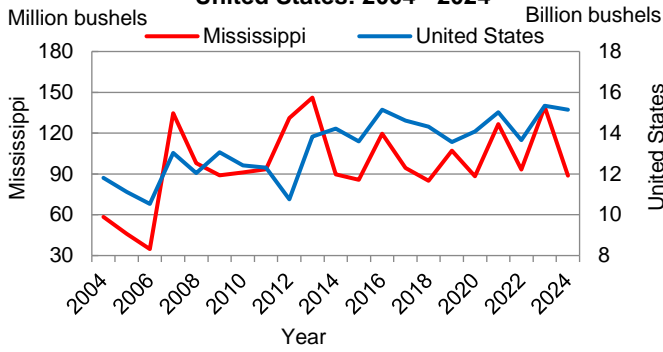
Area Harvested, Yield, and Production - Mississippi and United States: 2023 and Forecasted November 1, 2024

Crop	Unit	Area harvested		Yield			Production	
		2023	2024	2023	2024		2023	2024
					October 1	November 1		
Mississippi		(1,000 acres)	(1,000 acres)	(per acre)	(per acre)	(per acre)	(1,000 units)	(1,000 units)
Corn, for grain	bushels	770.0	475.0	181.0	187.0	187.0	139,370	88,825
Cotton, upland	1	395.0	515.0	1,083.0	1,118.0	1,118.0	891	1,200
Peanuts	pounds	16.0	25.0	3,600.0	3,800.0	3,800.0	57,600	95,000
Rice, all	2	120.0	156.0	7,470.0	7,500.0	7,500.0	8,964	11,700
Soybeans, for beans ..	bushels	2,130.0	2,270.0	56.0	58.0	56.0	119,280	127,120
United States		(1,000 acres)	(1,000 acres)	(per acre)	(per acre)	(per acre)	(1,000 units)	(1,000 units)
Corn, for grain	bushels	86,506.0	82,710.0	177.3	183.8	183.1	15,340,520	15,142,749
Cotton, upland	1	6,301.8	8,442.6	895.0	778.0	779.0	11,750	13,710
Peanuts	pounds	1,557.0	1,749.0	3,775.0	3,683.0	3,723.0	5,877,560	6,512,300
Rice, all	2	2,854.0	2,896.0	7,649.0	7,590.0	7,590.0	218,291	219,812
Soybeans, for beans ..	bushels	82,271.0	86,271.0	50.6	53.1	51.7	4,162,057	4,461,310

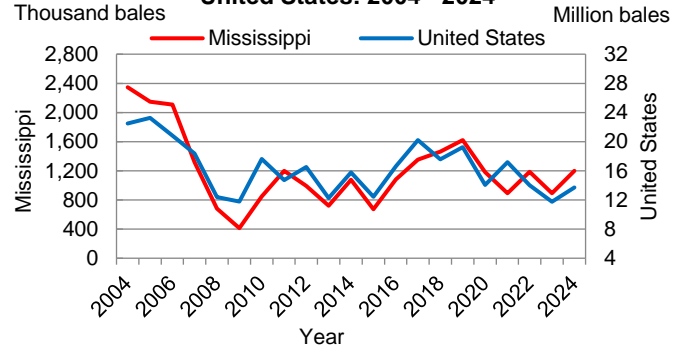
¹ Cotton yield in pounds per acre, production in 480 pound bales.

² Rice yield in pounds per acre, production in hundredweight (cwt).

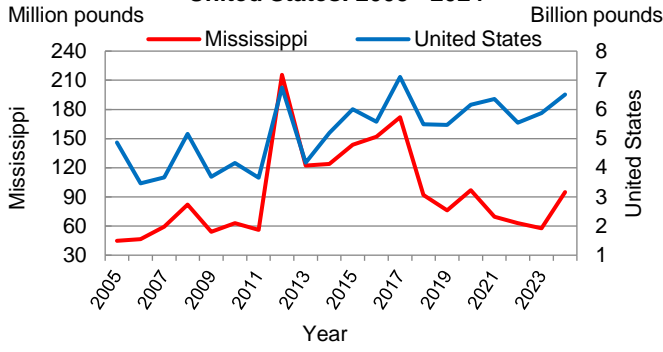
Corn: Production - Mississippi and United States: 2004 - 2024



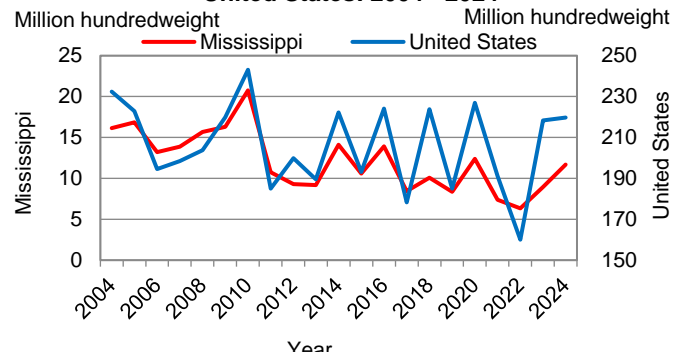
Upland Cotton: Production - Mississippi and United States: 2004 - 2024



Peanut: Production - Mississippi and United States: 2005 - 2024



All Rice: Production - Mississippi and United States: 2004 - 2024



Soybean: Production - Mississippi and United States: 2004 - 2024

