



United States Department of Agriculture
National Agricultural Statistics Service

Mississippi Acreage

Released: June 28, 2024



Delta Region – Mississippi Field Office

121 North Jefferson Street, Suite 230, Jackson, MS 39201
(601) 359-1259 · (855) 270-2705 FAX · www.nass.usda.gov

Cooperating with the Mississippi Department of Agriculture and Commerce

This report contains the results from the **2024 June Agricultural surveys**. These data are also posted on our web site at <https://www.nass.usda.gov/ms> and in a more detailed report at <https://www.nass.usda.gov>. Thanks to all who responded to these surveys.

Corn Planted Acreage Down 27 Percent from 2023
Cotton Planted Acreage Up 30 Percent
Rice Planted Acreage Up 33 Percent
Soybean Planted Acreage Up 3 Percent

Mississippi **corn** planted area for all purpose is estimated at 580,000 acres, down 210,000 acres from a year ago and down 10,000 acres from March planting intentions.

Upland cotton planted acres is estimated at 520,000, up 120,000 acres from a year ago and up 20,000 acres from March planting intentions.

All hay expected to be harvested is estimated at 580,000 acres, unchanged from a year ago but down 20,000 acres from March intentions.

Peanut planted area is estimated at 21,000 acres, up 3,000 acres from a year ago and up 1,000 acres from March planting intentions.

All rice planted area for 2024 is estimated at 161,000 acres, up 40,000 acres from a year ago but unchanged from March planting intentions.

Soybean planted area is estimated at 2.25 million acres, up 70,000 acres from a year ago but unchanged from March planting intentions.

Winter wheat planted acres is estimated at 70,000 acres, down 50,000 acres from a year ago but unchanged from March estimates. Wheat acres intended to be harvested for grain this year is estimated at 40,000, down 55,000 acres from the 2023 harvest.

Area Planted and Harvested - Mississippi and United States: 2023 and 2024

Crop	Area planted			Area harvested		
	2023	2024	Percent of previous year	2023	2024 ¹	Percent of previous year
Mississippi	(1,000 acres)	(1,000 acres)	(percent)	(1,000 acres)	(1,000 acres)	(percent)
Corn	790.0	580.0	73	770.0	560.0	73
Cotton, upland ²	400.0	520.0	130	395.0		
Hay, all ³	(NA)	(NA)	(NA)	580.0	580.0	100
Peanuts	18.0	21.0	117	16.0	20.0	125
Rice, all	121.0	161.0	133	120.0	159.0	133
Long grain	121.0	160.0	132	120.0	158.0	132
Soybeans	2,180.0	2,250.0	103	2,130.0	2,210.0	104
Wheat, winter	120.0	70.0	58	95.0	40.0	42
United States	(1,000 acres)	(1,000 acres)	(percent)	(1,000 acres)	(1,000 acres)	(percent)
Corn	94,641.0	91,475.0	97	86,513.0	83,438.0	96
Cotton, upland ²	10,083.0	11,488.0	114	6,301.8		
Hay, all ³	(NA)	(NA)	(NA)	52,821.0	51,531.0	98
Other ³	(NA)	(NA)	(NA)	37,187.0	35,904.0	97
Peanuts	1,645.0	1,757.0	107	1,574.0	1,702.0	108
Rice, all	2,894.0	2,943.0	102	2,854.0	2,900.0	102
Long grain	2,063.0	2,278.0	110	2,045.0	2,251.0	110
Medium grain	815.0	644.0	79	793.0	628.0	79
Short grain	16.0	21.0	131	16.0	21.0	131
Soybeans	83,600.0	86,100.0	103	82,356.0	85,261.0	104
Wheat, winter	36,699.0	33,805.0	92	24,683.0	25,808.0	105

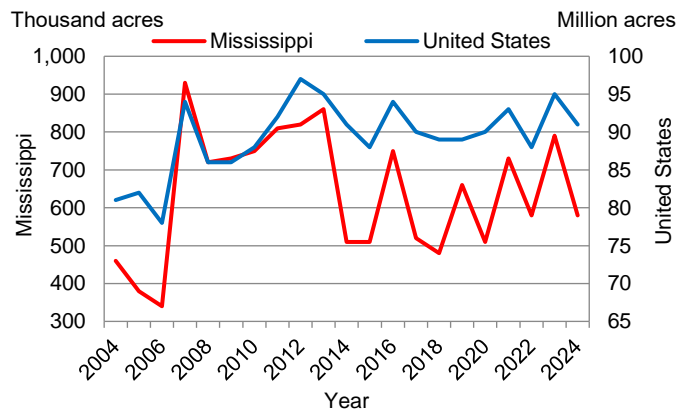
(NA) Not available.

¹ Forecasted.

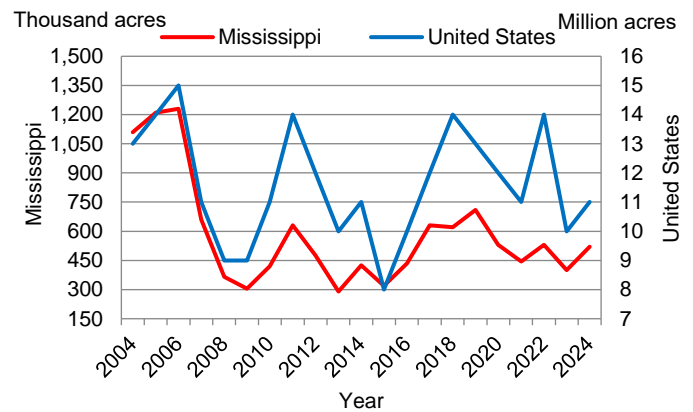
² First estimate of area harvested to be released August 12, 2024, in the Crop Production report.

³ Area harvested only.

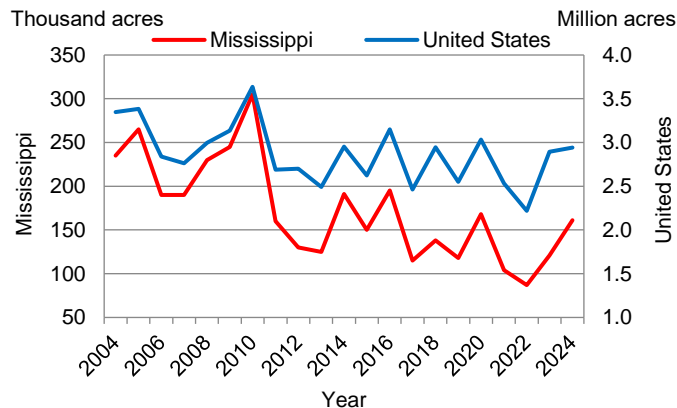
Corn: Area Planted - Mississippi and United States: 2004 - 2024



Upland Cotton: Area Planted - Mississippi and United States: 2004 - 2024



All Rice: Area Planted - Mississippi and United States: 2004 - 2024



Soybean: Area Planted - Mississippi and United States: 2004 - 2024

