



United States Department of Agriculture  
National Agricultural Statistics Service



Louisiana Rice and Grain Stocks

Released: June 28, 2024

Delta Region – Louisiana Field Office

5825 Florida Blvd., Suite 1179, Baton Rouge, LA 70806  
(225) 922-1362 · (855) 270-2705 FAX · [www.nass.usda.gov](http://www.nass.usda.gov)

Cooperating with the Louisiana Department of Agriculture and Forestry

This report contains the results from the **2024 June Agricultural, Rice Stocks, and Grain Stocks** surveys. These data are also posted on our web site at <https://www.nass.usda.gov/la> and in a more detailed report at <https://www.nass.usda.gov>. Thanks to all who responded to these surveys.

June 1 Rough Rice Stocks Up 25 Percent

Louisiana **rough rice** stocks in all positions on June 1, 2024, totaled 4.14 million hundredweight (cwt), up 25 percent from June 1, 2023. Stocks held on farms totaled 310,000 cwt, up 29 percent from last year. Off farm stocks totaled 3.83 million cwt, up 25 percent from last year.

Rice Stocks by Position - States and United States: June 1, 2023 and 2024

Class and State	On farms		Off farms <sup>1</sup>		Total all positions	
	2023	2024	2023	2024	2023	2024
<b>Rough rice</b>	(1,000 cwt)	(1,000 cwt)	(1,000 cwt)	(1,000 cwt)	(1,000 cwt)	(1,000 cwt)
Arkansas .....	2,900	3,100	23,912	27,190	26,812	30,290
California .....	470	960	7,874	20,160	8,344	21,120
<b>Louisiana</b> .....	240	310	3,062	3,830	3,302	4,140
Mississippi .....	130	140	230	556	360	696
Missouri .....	(D)	(D)	(D)	(D)	2,607	2,148
Texas .....	(D)	(D)	(D)	(D)	2,371	1,740
United States <sup>2</sup> .....	4,385	5,370	39,411	54,764	43,796	60,134
<b>Milled rice</b>			(1,000 cwt)	(1,000 cwt)	(1,000 cwt)	(1,000 cwt)
Arkansas .....	(X)	(X)	1,844	1,750	1,844	1,750
California .....	(X)	(X)	1,953	1,223	1,953	1,223
<b>Louisiana</b> .....	(X)	(X)	(D)	(D)	(D)	(D)
Mississippi .....	(X)	(X)	(D)	(D)	(D)	(D)
Missouri .....	(X)	(X)	(D)	(D)	(D)	(D)
Texas .....	(X)	(X)	731	1,230	731	1,230
United States <sup>2</sup> .....	(X)	(X)	5,166	4,812	5,166	4,812

(D) Withheld to avoid disclosing data for individual operations.

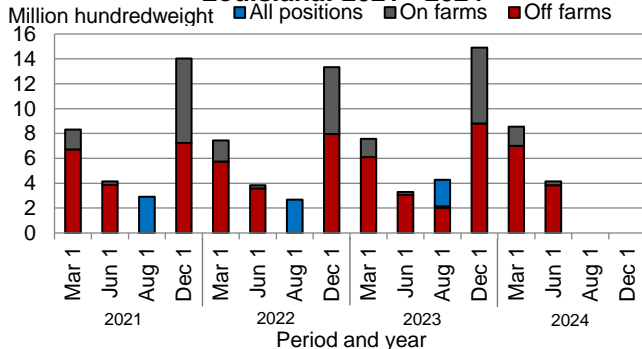
(X) Not applicable.

<sup>1</sup> Includes stocks at mills, elevators, warehouses, ports, and in transit.

<sup>2</sup> Includes State data withheld to avoid disclosure of individual operations.

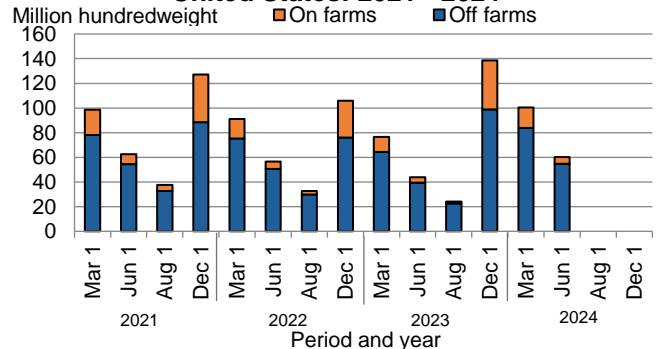
Rough Rice: Stocks by Position

Louisiana: 2021 - 2024



Rough Rice: Stocks by Position

United States: 2021 - 2024



## Grain Stocks - June 1, 2024

Louisiana **corn** stocks at off farm grain storage facilities on June 1, 2024, totaled 14.9 million bushels, up 7 percent from June 1, 2023. **Soybean** stocks at off farm storage facilities totaled 2.63 million bushels, up 34 percent from a year ago. **All wheat** stocks at off farm storage facilities totaled 1.61 million bushels, up 12 percent from a year ago.

### Grain Stocks by Position - Louisiana and United States: June 1, 2023 and 2024

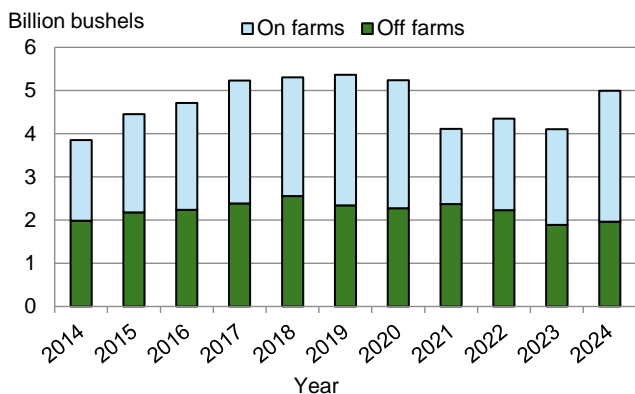
Crop	On farms		Off farms <sup>1</sup>		Total all positions	
	2023	2024	2023	2024	2023	2024
<b>Louisiana</b>	(1,000 bushels)	(1,000 bushels)	(1,000 bushels)	(1,000 bushels)	(1,000 bushels)	(1,000 bushels)
Corn .....	(D)	(D)	13,900	14,934	(D)	(D)
Oats .....	(NA)	(NA)	(D)	(D)	(D)	(D)
Sorghum .....	(NA)	(NA)	(D)	(D)	(D)	(D)
Soybeans .....	(D)	(D)	1,966	2,626	(D)	(D)
Wheat, all .....	(NA)	(NA)	1,435	1,608	1,435	1,608
<b>United States</b>	(1,000 bushels)	(1,000 bushels)	(1,000 bushels)	(1,000 bushels)	(1,000 bushels)	(1,000 bushels)
Corn .....	2,216,800	3,026,000	1,886,509	1,967,173	4,103,309	4,993,173
Oats .....	13,840	11,700	20,967	24,576	34,807	36,276
Sorghum .....	6,375	5,230	46,576	44,532	52,951	49,762
Soybeans .....	322,800	466,000	473,588	503,987	796,388	969,987
Wheat, all .....	124,420	138,915	445,148	563,145	569,568	702,060

(D) Withheld to avoid disclosing data for individual operations.

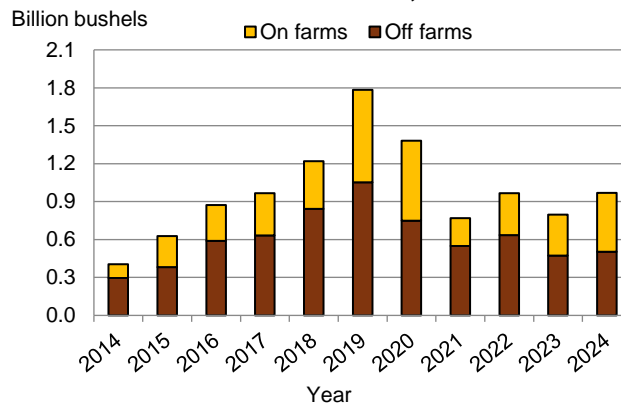
(NA) Not available.

<sup>1</sup> Includes stocks at mills, warehouses, terminals, and processors.

**Corn: Stocks by Position  
United States: June 1, 2014 - 2024**



**Soybean: Stocks by Position  
United States: June 1, 2014 - 2024**



**NASS SURVEYS  
Are Online!**

Convenient, Fast and Secure

RESPOND TODAY.  
[www.agcounts.usda.gov](http://www.agcounts.usda.gov)