



United States Department of Agriculture  
National Agricultural Statistics Service



Louisiana Crop Production

Released: September 12, 2022

Delta Region – Louisiana Field Office

5825 Florida Blvd., Suite 1179, Baton Rouge, LA 70806  
(225) 922-1362 · (855) 270-2705 FAX · [www.nass.usda.gov](http://www.nass.usda.gov)

Cooperating with the Louisiana Department of Agriculture and Forestry

This report contains the results from the **2022 September Ag Yield Survey**. These data are also posted on our web site at <https://www.nass.usda.gov/la> and in a more detailed report at <https://www.nass.usda.gov>. Thanks to all who responded to this survey.

**Corn Yield and Production Down from August**  
**Cotton Yield and Production Down from August**  
**Rice Yield and Production Down from August**  
**Soybean Yield and Production Down from August**  
**Sugarcane Yield and Production Up from August**

Louisiana **corn** for grain production is forecast at 71.8 million bushels, down 15 percent from the August 1 forecast and down 31 percent from 2021. Based on conditions as of September 1, yield is expected to average 165 bushels per acre, down 10 bushels from last month and down 18 bushels from last year. Planted acreage is revised to 450,000 acres, down 50,000 acres from June 2022. Harvested acreage for grain is revised from 485,000 to 435,000 acres.

**Upland cotton** production is forecast at 320,000 bales, down 10,000 bales from the August 1 forecast but 101,000 bales above last year. Based on conditions as of September 1, yield is expected to average 830 pounds per harvested acre, down 130 pounds from last month and down 181 pounds from 2021. Planted acreage is revised to 190,000 acres, up 20,000 acres from June 2022. Harvested acreage is revised from 165,000 to 185,000 acres.

**All rice** production for the state is forecast at 27.9 million hundredweight, down 5 percent from the August 1 forecast and down 2 percent from last year's production of 28.4 million hundredweight. Based on conditions as of September 1, the all rice yield for 2022 is forecast at 6,700 pounds per acre, down 50 pounds from last month and down 170 pounds from last year. All rice planted acreage is revised to 425,000 acres, down 15,000 acres from June 2022. Breakdown by grain length are: long grain planted area is 370,000 acres and medium grain planted area is 55,000 acres. Harvested acreage for all rice is revised to 416,000 acres, down 18,000 acres from June.

**Soybean** production in 2022 is forecast at 58.3 million bushels, down 1 percent from the August 1 forecast but up 6 percent from last year. Based on conditions as of September 1, yield is expected to average 47 bushels per acre, down 5 bushels from last month and down 5 bushels from last year. Planted acreage is revised to 1.26 million acres, up 110,000 acres from June 2022. Harvested acreage for grain is revised from 1.13 million to 1.24 million acres.

**Sugarcane** production is forecast at 15.6 million net tons, up 2 percent from the August 1 forecast and up 7 percent from a year ago. Based on conditions as of September 1, yield is forecast at 31.8 net tons per acre, up 0.5 net ton from last month and up 2.5 net tons from last year. Area harvested for sugar and seed totaled 489,000 acres, down 6,300 acres from 2021.

**Area Harvested, Yield, and Production - Louisiana and United States: 2021 and Forecasted September 1, 2022**

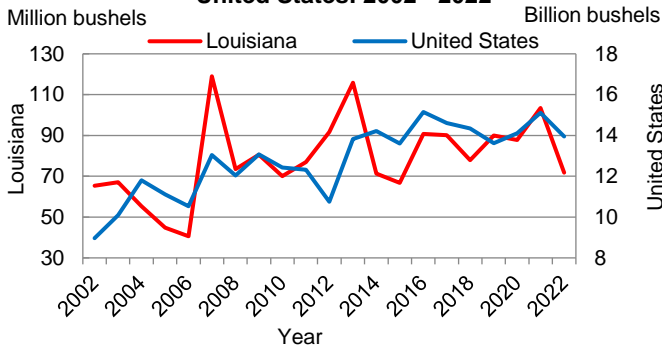
Crop	Unit	Area harvested		Yield			Production	
		2021	2022	2021	2022		2021	2022
					August 1	September 1		
<b>Louisiana</b>		(1,000 acres)	(1,000 acres)	(per acre)	(per acre)	(per acre)	(1,000 units)	(1,000 units)
Corn, for grain .....	bushels	565.0	435.0	183.0	175.0	165.0	103,395	71,775
Cotton, upland .....	1	104.0	185.0	1,011.0	960.0	830.0	219	320
Rice, all .....	2	414.0	416.0	6,870.0	6,750.0	6,700.0	28,447	27,872
Soybeans, for beans .....	bushels	1,060.0	1,240.0	52.0	52.0	47.0	55,120	58,280
Sugarcane, for sugar and seed ..	net tons	495.3	489.0	29.3	31.3	31.8	14,525	15,550
<b>United States</b>		(1,000 acres)	(1,000 acres)	(per acre)	(per acre)	(per acre)	(1,000 units)	(1,000 units)
Corn, for grain .....	bushels	85,388.0	80,844.0	177.0	175.4	172.5	15,115,170	13,943,913
Cotton, upland .....	1	10,148.5	7,711.5	813.0	837.0	832.0	17,191	13,372
Rice, all .....	2	2,488.0	2,177.0	7,709.0	7,627.0	7,586.0	191,796	165,144
Soybeans, for beans .....	bushels	86,332.0	86,631.0	51.4	51.9	50.5	4,435,232	4,378,194
Sugarcane, for sugar and seed ..	net tons	935.2	917.8	35.1	36.6	36.9	32,838	33,868

<sup>1</sup> Cotton yield in pounds per acre, production in 480 pound bales.

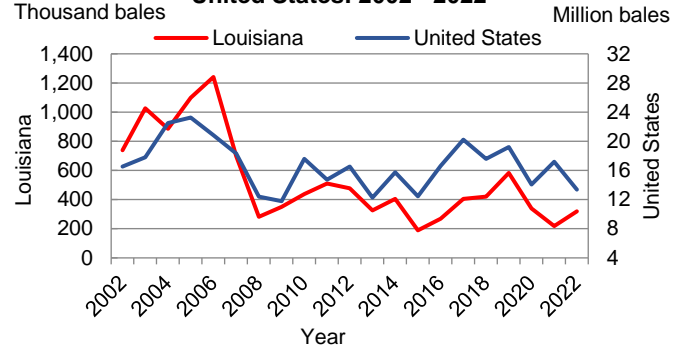
<sup>2</sup> Rice yield in pounds per acre, production in hundredweight (cwt).



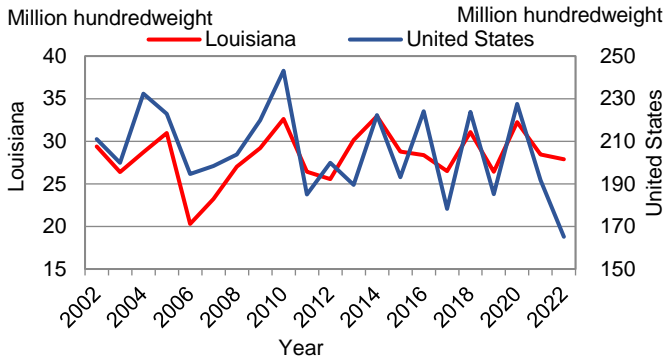
**Corn: Production - Louisiana and United States: 2002 - 2022**



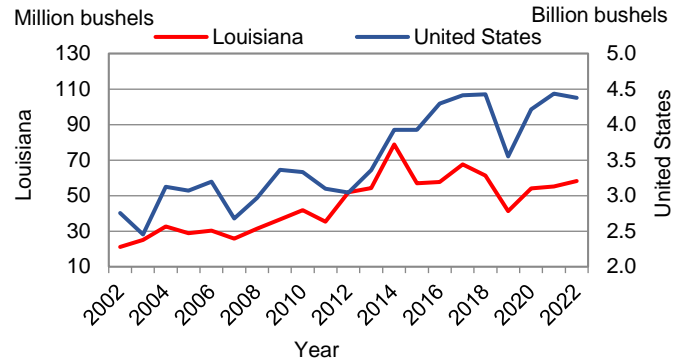
**Upland Cotton: Production - Louisiana and United States: 2002 - 2022**



**All Rice: Production - Louisiana and United States: 2002 - 2022**



**Soybeans: Production - Louisiana and United States: 2002 - 2022**



**Sugarcane: Production - Louisiana and United States: 2002 - 2022**

