



United States Department of Agriculture
National Agricultural Statistics Service



Louisiana Crop Production

Released: January 10, 2025

Delta Region – Louisiana Field Office

5825 Florida Blvd., Suite 1179, Baton Rouge, LA 70806
(225) 922-1362 · (855) 270-2705 FAX · www.nass.usda.gov

Cooperating with the Louisiana Department of Agriculture and Forestry

This report contains the results from the **2024 December Agricultural Survey**. These data are also posted on our web site at <https://www.nass.usda.gov/la> and in a more detailed report at <https://www.nass.usda.gov>. Thanks to all who responded to this survey.

- Corn Yield Up but Production Down from 2023**
- Cotton Yield and Production Up from 2023**
- Rice Yield and Production Down from 2023**
- Soybean Yield and Production Up from 2023**
- Sugarcane Yield and Production Up from 2023**

Louisiana **corn** area harvested is 440,000, down 35 percent from 2023. The average yield is estimated at 185 bushels per acre, up 10 bushels from last year. Production totaled 81.4 million bushels, down 32 percent from 2023.

Upland cotton harvested acres is 148,000, up 29 percent from 2023. The yield is expected to average 1,070 pounds per harvested acre, up 198 pounds from last year. Production is estimated at 330,000 bales, up 58 percent from 2023.

All hay harvested is 370,000 acres, down 5 percent from 2023. The average yield is estimated at 2.80 tons per acre, up 0.70 ton from last year. Production totaled 1,036,000 tons, up 26 percent from 2023.

All rice acres harvested is 459,000 acres, down 1 percent from 2023. The all rice yield is estimated at 6,710 pounds per acre, down 90 pounds from last year. Production totaled 30.8 million hundredweight, down 2 percent from 2023.

Soybean area harvested is 1.06 million acres, up 8 percent from 2023. The average yield is estimated at 52 bushels per acre, up 12 bushels from last year. Production totaled 55.1 million bushels, up 41 percent from 2023.

Area harvested for **sugarcane** (sugar and seed) is 519,400 acres, up 3 percent from 2023. The average yield is estimated at 31.4 net tons per acre, up 1.3 net tons from last year. Production totaled 16.3 million net tons, up 7 percent from 2023.

Principal Crops Area Harvested, Yield, and Production - Louisiana and United States: 2023 and 2024

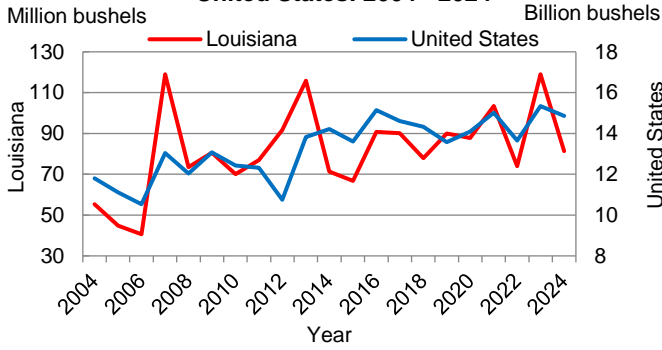
Crop	Unit	Area harvested		Yield		Production	
		2023	2024	2023	2024	2023	2024
Louisiana		(1,000 acres)	(1,000 acres)	(per acre)	(per acre)	(1,000 units)	(1,000 units)
Corn for grain	bushels	680.0	440.0	175.00	185.00	119,000	81,400
Corn for silage	tons	3.0	3.0	15.00	18.00	45	54
Cotton, upland	1	115.0	148.0	872.00	1,070.00	209	330
Hay, all	tons	390.0	370.0	2.10	2.80	819	1,036
Rice, all	2	462.0	459.0	6,800.00	6,710.00	31,431	30,809
Long grain	2	387.0	420.0	6,860.00	6,730.00	26,548	28,266
Medium grain	2	75.0	39.0	6,510.00	6,520.00	4,883	2,543
Soybeans for beans	bushels	980.0	1,060.0	40.00	52.00	39,200	55,120
Sugarcane for sugar and seed ...	net tons	505.5	519.4	30.10	31.40	15,208	16,293
For sugar	net tons	481.0	495.0	29.90	31.20	14,382	15,444
For seed	net tons	24.5	24.4	33.70	34.80	826	849
United States		(1,000 acres)	(1,000 acres)	(per acre)	(per acre)	(1,000 units)	(1,000 units)
Corn for grain	bushels	86,506.0	82,896.0	177.30	179.30	15,340,520	14,866,744
Corn for silage	tons	6,461.0	6,100.0	20.10	20.20	129,854	123,093
Cotton, upland	1	6,301.8	8,070.5	895.00	829.00	11,750	13,946
Hay, all	tons	52,771.0	49,390.0	2.25	2.48	118,588	122,462
Rice, all	2	2,853.0	2,867.0	7,641.00	7,748.00	217,991	222,133
Long grain	2	2,045.0	2,256.0	7,523.00	7,625.00	153,848	172,029
Medium grain	2	772.0	581.0	7,955.00	8,264.00	61,410	48,013
Soybeans for beans	bushels	82,271.0	86,050.0	50.60	50.70	4,162,057	4,366,492
Sugarcane for sugar and seed ...	net tons	929.6	927.6	36.30	37.60	33,766	34,844
For sugar	net tons	888.5	887.0	36.10	37.40	32,113	33,162
For seed	net tons	41.1	40.6	40.20	41.40	1,653	1,682

¹ Cotton yield in pounds per acre, production in 480 pound bales.

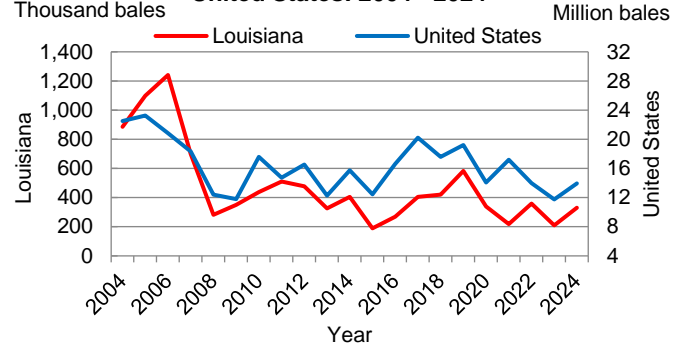
² Rice yield in pounds per acre, production in hundredweight (cwt).

NASS SURVEYS Are Online!
Convenient, Fast and Secure
RESPOND TODAY.
www.agcounts.usda.gov

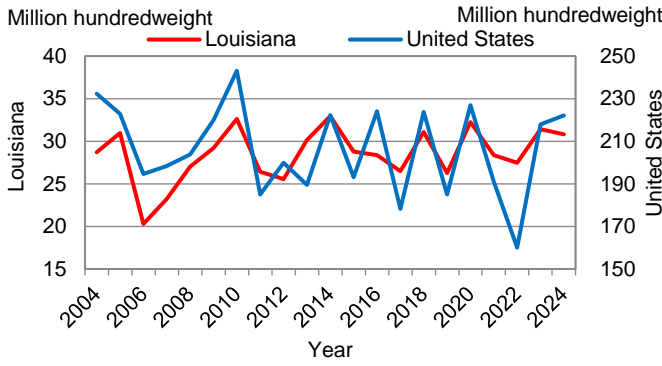
Corn: Production - Louisiana and United States: 2004 - 2024



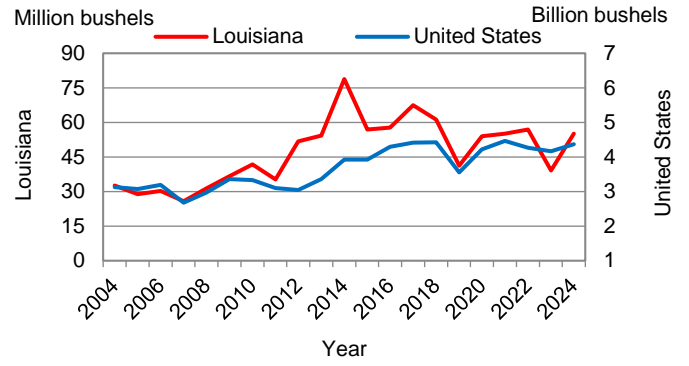
Upland Cotton: Production - Louisiana and United States: 2004 - 2024



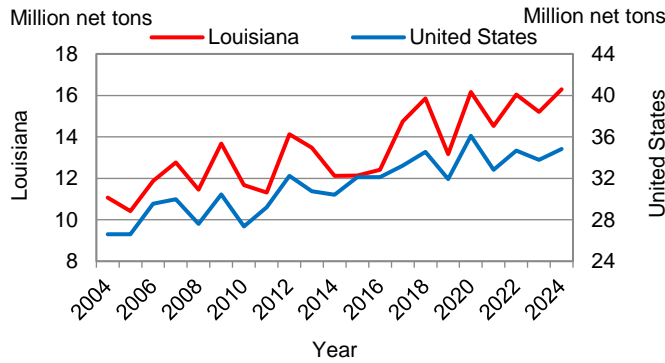
All Rice: Production - Louisiana and United States: 2004 - 2024



Soybean: Production - Louisiana and United States: 2004 - 2024



Sugarcane: Production - Louisiana and United States: 2004 - 2024



Hay Stocks On Farms - Selected States and United States: December 1, 2023 and 2024

State	2023	2024	Percent of previous year
	(1,000 tons)	(1,000 tons)	(percent)
Alabama	1,100	1,330	121
Arkansas	1,550	1,650	106
Louisiana	560	700	125
Mississippi	710	1,000	141
Missouri	4,700	4,800	102
Oklahoma	5,900	4,800	81
Tennessee	2,750	2,570	93
Texas	5,500	7,600	138
United States	76,721	81,534	106