

## WINTER WHEAT COUNTY ESTIMATES - 2002

District and County	Acres Planted	Acres Harv. <u>1/</u>	Yield Harv. Acre	Production (Bushels)	District and County	Acres Planted	Acres Harv. <u>1/</u>	Yield Harv. Acre	Production (Bushels)
Ballard	13,000	10,500	41	430,500	Henry	2,500	700	32	22,400
Calloway	26,000	23,500	43	1,010,500	Oldham	1,800	1,400	52	72,800
Carlisle	5,400	3,100	45	139,500	Other Counties	11,200	1,100	40.6	44,680
Fulton	14,500	13,700	48	657,600	<b>DISTRICT 4</b>	15,500	3,200	43.7	139,880
Graves	24,000	19,500	51	994,500	Bourbon	5,300	1,000	49	49,000
Hickman	15,500	13,000	55	715,000	Fayette	3,500	700	34	23,800
Livingston	2,000	1,500	40	60,000	Fleming	5,100	600	38	22,800
Lyon	2,300	1,500	55	82,500	Lincoln	5,500	900	39	35,100
McCracken	5,000	4,200	41	172,200	Mercer	2,700	600	47	28,200
Marshall	3,800	3,500	39	136,500	Shelby	8,000	4,200	40	168,000
Trigg	12,500	10,500	55	577,500	Spencer	2,300	800	41	32,800
<b>DISTRICT 1</b>	124,000	104,500	47.6	4,976,300	Washington	4,100	700	50	35,000
Caldwell	7,000	6,200	51	316,200	Other Counties	35,000	3,100	42.1	130,550
Christian	48,000	44,000	56	2,464,000	<b>DISTRICT 5</b>	71,500	12,600	41.7	525,250
Crittenden	1,600	900	63	56,700	Pulaski	4,900	900	52	46,800
Daviess	11,000	8,100	57	461,700	Wayne	2,500	500	64	32,000
Hancock	2,000	1,400	58	81,200	Other Counties	16,600	1,300	44.3	57,600
Henderson	5,300	4,700	48	225,600	<b>DISTRICT 6</b>	24,000	2,700	50.5	136,400
Hopkins	2,000	1,900	46	87,400	<b>KENTUCKY</b>	550,000	340,000	53.0	18,020,000
Logan	43,000	39,000	62	2,418,000					
McLean	6,800	6,000	53	318,000					
Muhlenberg	3,100	2,600	45	117,000					
Ohio	1,800	400	45	18,000					
Simpson	25,500	24,500	60	1,470,000					
Todd	31,000	28,000	57	1,596,000					
Union	8,400	6,900	53	365,700					
Webster	3,500	3,400	60	204,000					
<b>DISTRICT 2</b>	200,000	178,000	57.3	10,199,500					
Allen	2,000	800	50	40,000					
Barren	11,000	2,800	35	98,000					
Breckinridge	5,500	3,600	41	147,600					
Bullitt	1,000	500	34	17,000					
Butler	1,800	900	41	36,900					
Grayson	2,900	600	40	24,000					
Green	3,000	500	34	17,000					
Hardin	5,400	2,600	47	122,200					
Larue	6,300	800	51	40,800					
Marion	7,000	1,400	41	57,400					
Meade	5,200	3,900	47	183,300					
Nelson	8,300	2,800	36	100,800					
Russell	4,500	700	49	34,300					
Taylor	6,800	1,000	36	36,000					
Warren	19,000	13,800	72	993,600					
Other Counties	25,300	2,300	40.8	93,770					
<b>DISTRICT 3</b>	115,000	39,000	52.4	2,042,670					

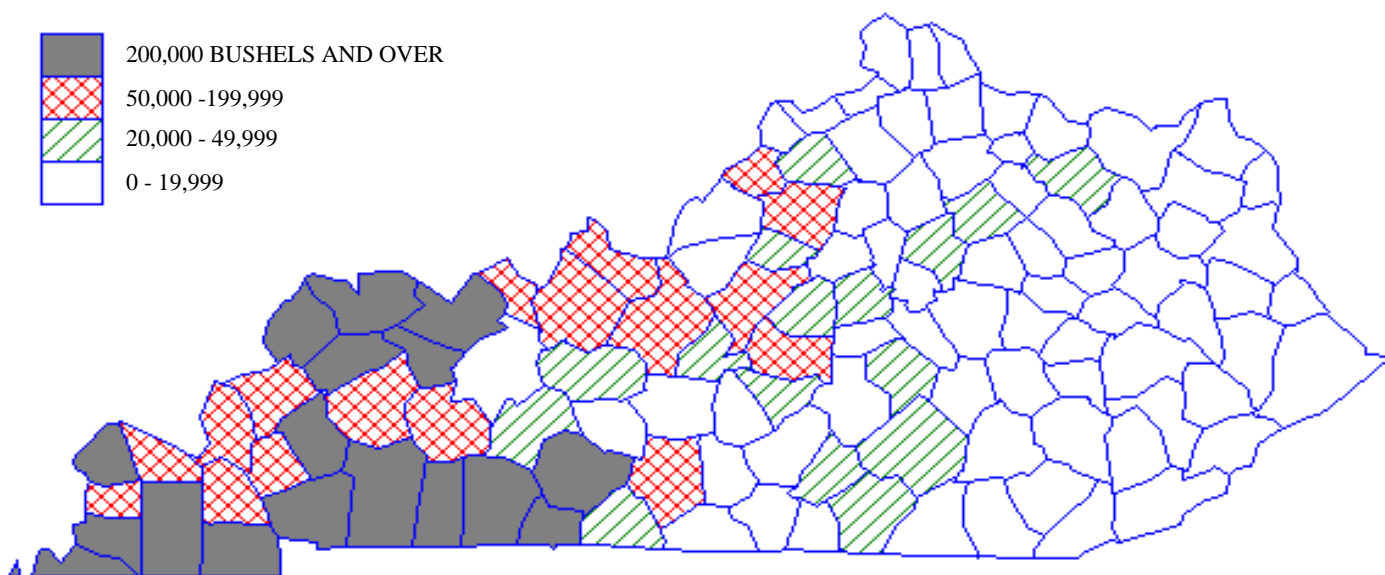
### TOP PRODUCING COUNTIES

(Bushels)

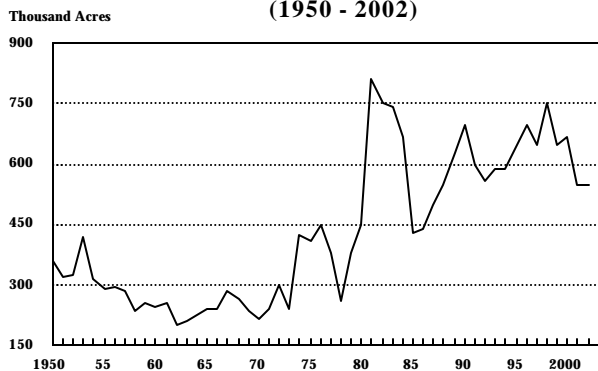
Christian	2,464,000
Logan	2,418,000
Todd	1,596,000
Simpson	1,470,000
Calloway	1,010,500

1/Harvested for Grain. 2/Less than 500 acres harvested included in "Other Counties".

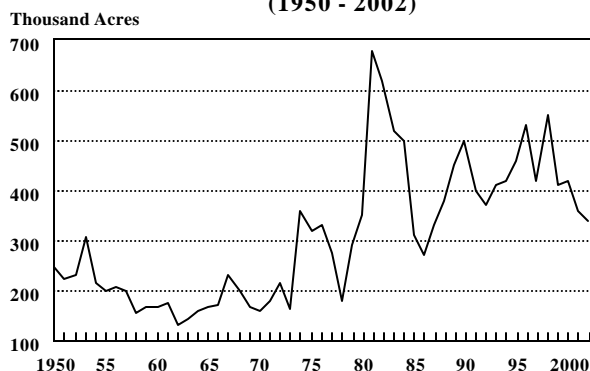
# WINTER WHEAT PRODUCTION - 2002



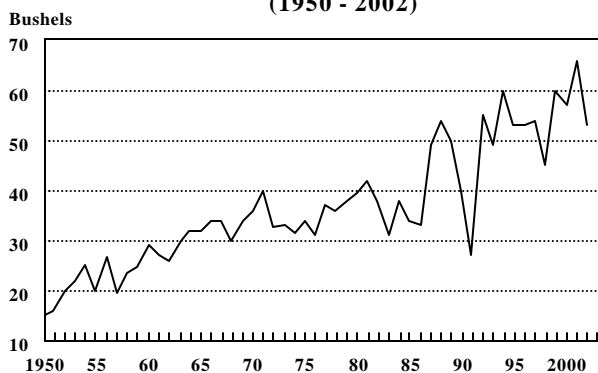
**Kentucky Winter Wheat  
All Acres Planted  
(1950 - 2002)**



**Kentucky Winter Wheat  
Acres Harvested for Grain  
(1950 - 2002)**



**Kentucky Winter Wheat  
Yield Per Harvested Acre  
(1950 - 2002)**



**Kentucky Winter Wheat  
Total Grain Production  
(1950 - 2002)**

