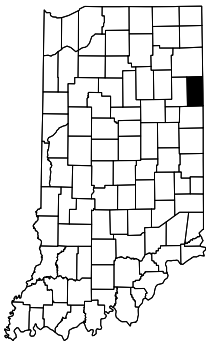


COUNTY HIGHLIGHTS



Adams County

		<u>RANK</u>				<u>RANK</u>			
2007 Census Population	33,762	45		2008 Cash Receipts	\$214,414,000	14			
2007 Total Land Area (acres)	216,979	71		Crop Receipts	\$79,127,000	44			
2007 Number of Farms	1,315	4		Livestock Receipts	\$135,287,000	8			
2007 Land in Farms (acres)	182,490	34		2008 Other Income	\$9,816,000	23			
2007 Average Size of Farm (acres)	139	80		Government Payments	\$3,880,000	41			
				Imputed Income	\$5,936,000	20			
2007 Value of Land & Bldgs (avg/acre)	\$4,339	7		2008 Total Income	\$151,078,000	15			
2007 Cropland (acres)	165,835	31		Less: Expenses	\$122,304,000	15			
2007 Harvested Cropland (acres)	158,853	32		Realized Net Income	\$28,774,000	14			
2007 Pastureland, all types (acres)	6,712	61							
2007 Woodland (acres)	7,435	61							
<u>2009 CROPS</u>	<u>PLTD</u>	<u>HARV</u>	<u>YLD</u>	<u>UNIT</u>	<u>PROD</u>	<u>RANK</u>	<u>LIVESTOCK</u>	<u>NUMBER HEAD</u>	<u>RANK</u>
Corn	64,800	61,400	167	Bu	10,230,000	43	Jan 2010 All Cattle	19,100	9
Soybeans	84,000	83,900	50.0	Bu	4,189,200	20	Beef Cows	*	*
Wheat	12,900	12,700	76.5	Bu	973,700	5	Milk Cows	8,200	5
Alfalfa Hay	---	7,300	3.80	Ton	27,900	8	2007 All Hogs	152,980	4
Other Hay	---	1,700	2.20	Ton	3,700	44	2007 All Sheep	1,093	10
Popcorn	---	253	---	Lbs	751,918	15	2007 Chickens	1,834,850	2
							2007 Turkeys	45	19



Allen County

		<u>RANK</u>				<u>RANK</u>			
2007 Census Population	348,761	3		2008 Cash Receipts	\$141,063,000	32			
2007 Total Land Area (acres)	420,594	1		Crop Receipts	\$107,002,000	23			
2007 Number of Farms	1,649	1		Livestock Receipts	\$34,061,000	33			
2007 Land in Farms (acres)	254,136	8		2008 Other Income	\$10,455,000	19			
2007 Average Size of Farm (acres)	154	75		Government Payments	\$4,955,000	19			
				Imputed Income	\$5,500,000	23			
2007 Value of Land & Bldgs (avg/acre)	\$4,024	16		2008 Total Income	\$139,832,000	19			
2007 Cropland (acres)	230,416	8		Less: Expenses	\$115,308,000	18			
2007 Harvested Cropland (acres)	215,595	8		Realized Net Income	\$24,524,000	24			
2007 Pastureland, all types (acres)	10,849	33							
2007 Woodland (acres)	9,882	46							
<u>2009 CROPS</u>	<u>PLTD</u>	<u>HARV</u>	<u>YLD</u>	<u>UNIT</u>	<u>PROD</u>	<u>RANK</u>	<u>LIVESTOCK</u>	<u>NUMBER HEAD</u>	<u>RANK</u>
Corn	73,700	71,500	177	Bu	12,680,000	32	Jan 2010 All Cattle	11,600	23
Soybeans	103,500	103,300	53.5	Bu	5,528,500	4	Beef Cows	900	73
Wheat	20,400	20,300	70.5	Bu	1,428,800	3	Milk Cows	2,200	17
Alfalfa Hay	---	7,600	3.80	Ton	28,900	7	2007 All Hogs	46,094	28
Other Hay	---	2,100	2.50	Ton	5,300	32	2007 All Sheep	560	38
Popcorn	---	---	---	Lbs	---	---	2007 Chickens	*	*
							2007 Turkeys	79	15



Bartholomew County

		<u>RANK</u>				<u>RANK</u>			
2007 Census Population	74,578	20		2008 Cash Receipts	\$96,502,000	48			
2007 Total Land Area (acres)	260,412	37		Crop Receipts	\$84,968,000	37			
2007 Number of Farms	668	40		Livestock Receipts	\$11,534,000	62			
2007 Land in Farms (acres)	166,356	46		2008 Other Income	\$8,739,000	28			
2007 Average Size of Farm (acres)	249	40		Government Payments	\$4,391,000	30			
				Imputed Income	\$4,348,000	32			
2007 Value of Land & Bldgs (avg/acre)	\$3,798	26		2008 Total Income	\$72,611,000	63			
2007 Cropland (acres)	148,255	43		Less: Expenses	\$66,337,000	54			
2007 Harvested Cropland (acres)	143,259	43		Realized Net Income	\$6,274,000	67			
2007 Pastureland, all types (acres)	6,704	62							
2007 Woodland (acres)	9,909	45							
<u>2009 CROPS</u>	<u>PLTD</u>	<u>HARV</u>	<u>YLD</u>	<u>UNIT</u>	<u>PROD</u>	<u>RANK</u>	<u>LIVESTOCK</u>	<u>NUMBER HEAD</u>	<u>RANK</u>
Corn	67,300	66,000	175	Bu	11,540,000	38	Jan 2010 All Cattle	6,100	56
Soybeans	67,500	67,400	51.5	Bu	3,478,000	37	Beef Cows	2,200	38
Wheat	7,400	7,270	65.0	Bu	471,900	19	Milk Cows	700	30
Alfalfa Hay	---	2,000	4.05	Ton	8,100	51	2007 All Hogs	16,746	49
Other Hay	---	3,000	1.65	Ton	5,000	34	2007 All Sheep	184	71
Popcorn	---	*	---	Lbs	*	*	2007 Chickens	640	50
							2007 Turkeys	*	*

COUNTY HIGHLIGHTS

						<u>RANK</u>
2007 Census Population	8,774					89
2007 Total Land Area (acres)	260,035					39
2007 Number of Farms	399					77
2007 Land in Farms (acres)	270,810					5
2007 Average Size of Farm (acres)	679					1
2007 Value of Land & Bldgs (avg/acre)	\$3,384					60
2007 Cropland (acres)	262,575					5
2007 Harvested Cropland (acres)	258,366					5
2007 Pastureland, all types (acres)	3,996					84
2007 Woodland (acres)	689					92

			<u>RANK</u>
2008 Cash Receipts	\$189,163,000		20
Crop Receipts	\$178,563,000		4
Livestock Receipts	\$10,600,000		64
2008 Other Income	\$10,543,000		18
Government Payments	\$6,130,000		6
Imputed Income	\$4,413,000		31
2008 Total Income	\$138,171,000		20
Less: Expenses	\$108,715,000		22
Realized Net Income	\$29,456,000		13



**Benton
County**

<u>2009 CROPS</u>	<u>PLTD</u>	<u>HARV</u>	<u>YLD</u>	<u>UNIT</u>	<u>PROD</u>	<u>RANK</u>
Corn	135,000	134,000	185	Bu	24,810,000	2
Soybeans	100,500	100,500	52.5	Bu	5,289,300	7
Wheat	1,600	1,600	84.5	Bu	135,500	71
Alfalfa Hay	---	900	5.10	Ton	4,600	69
Other Hay	---	500	1.60	Ton	800	85
Popcorn	---	*	---	Lbs	*	*

<u>LIVESTOCK</u>	<u>NUMBER HEAD</u>	<u>RANK</u>
Jan 2010 All Cattle	4,900	66
Beef Cows	1,200	65
Milk Cows	*	*
2007 All Hogs	5,715	66
2007 All Sheep	590	33
2007 Chickens	70	74
2007 Turkeys	*	*

						<u>RANK</u>
2007 Census Population	13,187					84
2007 Total Land Area (acres)	105,649					89
2007 Number of Farms	250					89
2007 Land in Farms (acres)	84,626					78
2007 Average Size of Farm (acres)	339					20
2007 Value of Land & Bldgs (avg/acre)	\$2,742					91
2007 Cropland (acres)	77,137					72
2007 Harvested Cropland (acres)	74,360					71
2007 Pastureland, all types (acres)	2,798					88
2007 Woodland (acres)	3,645					86

			<u>RANK</u>
2008 Cash Receipts	\$51,911,000		70
Crop Receipts	\$39,111,000		71
Livestock Receipts	\$12,800,000		60
2008 Other Income	\$2,564,000		83
Government Payments	\$1,415,000		80
Imputed Income	\$1,149,000		86
2008 Total Income	\$33,488,000		79
Less: Expenses	\$29,373,000		79
Realized Net Income	\$4,115,000		73



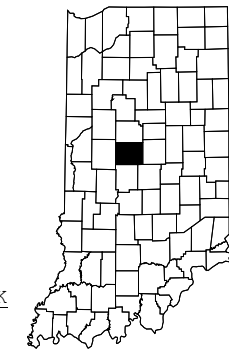
**Blackford
County**

<u>2009 CROPS</u>	<u>PLTD</u>	<u>HARV</u>	<u>YLD</u>	<u>UNIT</u>	<u>PROD</u>	<u>RANK</u>
Corn	25,000	24,800	165	Bu	4,080,000	75
Soybeans	36,200	36,200	48.5	Bu	1,758,600	69
Wheat	1,900	1,900	79.0	Bu	150,100	65
Alfalfa Hay	---	900	3.80	Ton	3,400	77
Other Hay	---	800	2.15	Ton	1,700	73
Popcorn	---	---	---	Lbs	---	---

<u>LIVESTOCK</u>	<u>NUMBER HEAD</u>	<u>RANK</u>
Jan 2010 All Cattle	1,800	84
Beef Cows	600	82
Milk Cows	*	*
2007 All Hogs	24,256	42
2007 All Sheep	178	72
2007 Chickens	810	38
2007 Turkeys	27	26

						<u>RANK</u>
2007 Census Population	53,979					27
2007 Total Land Area (acres)	270,613					28
2007 Number of Farms	582					57
2007 Land in Farms (acres)	222,706					14
2007 Average Size of Farm (acres)	383					14
2007 Value of Land & Bldgs (avg/acre)	\$3,908					21
2007 Cropland (acres)	210,483					12
2007 Harvested Cropland (acres)	207,771					9
2007 Pastureland, all types (acres)	6,272					66
2007 Woodland (acres)	5,095					75

			<u>RANK</u>
2008 Cash Receipts	\$165,872,000		23
Crop Receipts	\$140,423,000		7
Livestock Receipts	\$25,449,000		41
2008 Other Income	\$10,310,000		21
Government Payments	\$6,444,000		5
Imputed Income	\$3,866,000		37
2008 Total Income	\$146,760,000		17
Less: Expenses	\$118,063,000		16
Realized Net Income	\$28,697,000		16

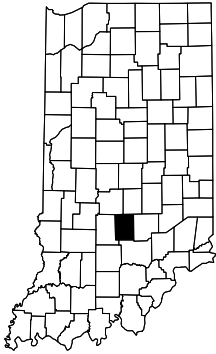


**Boone
County**

<u>2009 CROPS</u>	<u>PLTD</u>	<u>HARV</u>	<u>YLD</u>	<u>UNIT</u>	<u>PROD</u>	<u>RANK</u>
Corn	98,000	97,800	182	Bu	17,790,000	10
Soybeans	96,800	96,800	54.0	Bu	5,233,500	10
Wheat	*	*	*	Bu	*	*
Alfalfa Hay	---	2,700	3.50	Ton	9,400	45
Other Hay	---	900	2.80	Ton	2,500	60
Popcorn	---	*	---	Lbs	*	*

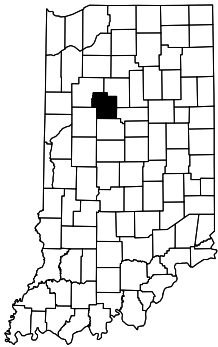
<u>LIVESTOCK</u>	<u>NUMBER HEAD</u>	<u>RANK</u>
Jan 2010 All Cattle	5,700	58
Beef Cows	1,600	50
Milk Cows	*	*
2007 All Hogs	36,459	33
2007 All Sheep	536	40
2007 Chickens	569	53
2007 Turkeys	*	*

COUNTY HIGHLIGHTS



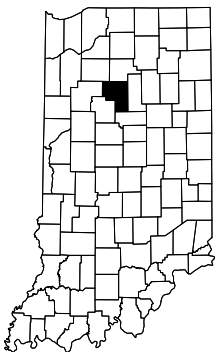
Brown County

		<u>RANK</u>				<u>RANK</u>			
2007 Census Population	14,641	81	2008 Cash Receipts	\$3,255,000	92				
2007 Total Land Area (acres)	199,839	76	Crop Receipts	\$1,849,000	92				
2007 Number of Farms	169	92	Livestock Receipts	\$1,406,000	89				
2007 Land in Farms (acres)	16,959	92	2008 Other Income	\$576,000	92				
2007 Average Size of Farm (acres)	100	90	Government Payments	\$179,000	92				
			Imputed Income	\$397,000	92				
2007 Value of Land & Bldgs (avg/acre)	\$4,300	8	2008 Total Income	\$4,131,000	91				
2007 Cropland (acres)	8,215	92	Less: Expenses	\$3,762,000	92				
2007 Harvested Cropland (acres)	6,360	92	Realized Net Income	\$369,000	88				
2007 Pastureland, all types (acres)	3,374	86							
2007 Woodland (acres)	6,096	68							
<u>2009 CROPS</u>	<u>PLTD</u>	<u>HARV</u>	<u>YLD</u>	<u>UNIT</u>	<u>PROD</u>	<u>RANK</u>	<u>LIVESTOCK</u>	<u>NUMBER HEAD</u>	<u>RANK</u>
Corn	2,600	2,600	154	Bu	400,000	89	Jan 2010 All Cattle	*	*
Soybeans	*	*	*	Bu	*	*	Beef Cows	500	84
Wheat	*	*	*	Bu	*	*	Milk Cows	*	*
Alfalfa Hay	---	*	*	Ton	*	*	2007 All Hogs	35	80
Other Hay	---	2,700	1.50	Ton	4,100	38	2007 All Sheep	107	84
Popcorn	---	---	---	Lbs	---	---	2007 Chickens	937	32
							2007 Turkeys	13	39



Carroll County

		<u>RANK</u>				<u>RANK</u>			
2007 Census Population	19,921	73	2008 Cash Receipts	\$235,566,000	8				
2007 Total Land Area (acres)	238,227	64	Crop Receipts	\$119,119,000	16				
2007 Number of Farms	581	58	Livestock Receipts	\$116,447,000	12				
2007 Land in Farms (acres)	192,334	30	2008 Other Income	\$8,433,000	31				
2007 Average Size of Farm (acres)	331	21	Government Payments	\$4,866,000	22				
			Imputed Income	\$3,567,000	44				
2007 Value of Land & Bldgs (avg/acre)	\$4,122	12	2008 Total Income	\$166,623,000	10				
2007 Cropland (acres)	178,177	26	Less: Expenses	\$138,216,000	8				
2007 Harvested Cropland (acres)	175,347	24	Realized Net Income	\$28,407,000	17				
2007 Pastureland, all types (acres)	4,985	77							
2007 Woodland (acres)	7,585	58							
<u>2009 CROPS</u>	<u>PLTD</u>	<u>HARV</u>	<u>YLD</u>	<u>UNIT</u>	<u>PROD</u>	<u>RANK</u>	<u>LIVESTOCK</u>	<u>NUMBER HEAD</u>	<u>RANK</u>
Corn	105,000	104,300	175	Bu	18,270,000	8	Jan 2010 All Cattle	5,500	62
Soybeans	67,500	67,400	54.0	Bu	3,630,000	34	Beef Cows	1,400	61
Wheat	5,000	4,400	84.0	Bu	368,500	24	Milk Cows	*	*
Alfalfa Hay	---	1,300	3.25	Ton	4,200	73	2007 All Hogs	225,587	1
Other Hay	---	*	*	Ton	*	*	2007 All Sheep	810	18
Popcorn	---	2,087	---	Lbs	1,016,534	14	2007 Chickens	*	*
							2007 Turkeys	18	34



Cass County

		<u>RANK</u>				<u>RANK</u>			
2007 Census Population	39,040	37	2008 Cash Receipts	\$185,578,000	21				
2007 Total Land Area (acres)	263,781	32	Crop Receipts	\$140,147,000	8				
2007 Number of Farms	868	16	Livestock Receipts	\$45,431,000	28				
2007 Land in Farms (acres)	228,199	13	2008 Other Income	\$10,432,000	20				
2007 Average Size of Farm (acres)	263	33	Government Payments	\$4,904,000	21				
			Imputed Income	\$5,528,000	22				
2007 Value of Land & Bldgs (avg/acre)	\$3,574	44	2008 Total Income	\$130,260,000	22				
2007 Cropland (acres)	208,479	14	Less: Expenses	\$99,805,000	27				
2007 Harvested Cropland (acres)	201,391	14	Realized Net Income	\$30,455,000	11				
2007 Pastureland, all types (acres)	9,128	41							
2007 Woodland (acres)	9,186	53							
<u>2009 CROPS</u>	<u>PLTD</u>	<u>HARV</u>	<u>YLD</u>	<u>UNIT</u>	<u>PROD</u>	<u>RANK</u>	<u>LIVESTOCK</u>	<u>NUMBER HEAD</u>	<u>RANK</u>
Corn	103,000	101,900	164	Bu	16,720,000	14	Jan 2010 All Cattle	9,600	31
Soybeans	73,600	73,600	48.0	Bu	3,520,800	36	Beef Cows	2,300	35
Wheat	*	*	*	Bu	*	*	Milk Cows	3,600	10
Alfalfa Hay	---	3,200	3.80	Ton	12,100	29	2007 All Hogs	78,064	14
Other Hay	---	1,300	2.55	Ton	3,300	50	2007 All Sheep	544	39
Popcorn	---	*	---	Lbs	*	*	2007 Chickens	526	54
							2007 Turkeys	61	17

COUNTY HIGHLIGHTS

		<u>RANK</u>
2007 Census Population	105,050	17
2007 Total Land Area (acres)	238,443	62
2007 Number of Farms	585	55
2007 Land in Farms (acres)	86,668	77
2007 Average Size of Farm (acres)	148	77
2007 Value of Land & Bldgs (avg/acre)	\$3,579	42
2007 Cropland (acres)	61,027	78
2007 Harvested Cropland (acres)	55,494	77
2007 Pastureland, all types (acres)	15,074	21
2007 Woodland (acres)	12,074	25

		<u>RANK</u>
2008 Cash Receipts	\$37,355,000	79
Crop Receipts	\$31,304,000	75
Livestock Receipts	\$6,051,000	76
2008 Other Income	\$5,326,000	69
Government Payments	\$1,519,000	78
Imputed Income	\$3,807,000	40
2008 Total Income	\$31,076,000	81
Less: Expenses	\$28,448,000	80
Realized Net Income	\$2,628,000	79



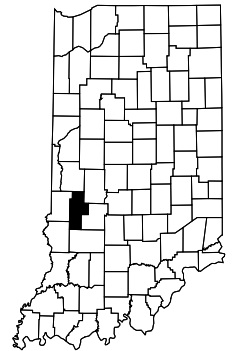
Clark County

<u>2009 CROPS</u>	<u>PLTD</u>	<u>HARV</u>	<u>YLD</u>	<u>UNIT</u>	<u>PROD</u>	<u>RANK</u>
Corn	17,400	17,100	155	Bu	2,650,000	80
Soybeans	29,200	29,000	41.0	Bu	1,191,600	78
Wheat	4,100	4,030	57.0	Bu	229,700	38
Alfalfa Hay	---	2,100	4.05	Ton	8,500	50
Other Hay	---	7,200	2.05	Ton	14,600	12
Popcorn	---	604	---	Lbs	2,100,563	11

<u>LIVESTOCK</u>	<u>NUMBER HEAD</u>	<u>RANK</u>
Jan 2010 All Cattle	8,700	37
Beef Cows	4,600	11
Milk Cows	*	*
2007 All Hogs	1,550	73
2007 All Sheep	430	48
2007 Chickens	*	*
2007 Turkeys	*	*

		<u>RANK</u>
2007 Census Population	26,632	59
2007 Total Land Area (acres)	228,825	70
2007 Number of Farms	666	41
2007 Land in Farms (acres)	157,563	55
2007 Average Size of Farm (acres)	237	47
2007 Value of Land & Bldgs (avg/acre)	\$3,155	72
2007 Cropland (acres)	134,068	50
2007 Harvested Cropland (acres)	128,119	46
2007 Pastureland, all types (acres)	10,318	35
2007 Woodland (acres)	12,059	26

		<u>RANK</u>
2008 Cash Receipts	\$66,498,000	66
Crop Receipts	\$57,662,000	58
Livestock Receipts	\$8,836,000	73
2008 Other Income	\$5,622,000	67
Government Payments	\$3,230,000	52
Imputed Income	\$2,392,000	68
2008 Total Income	\$80,212,000	55
Less: Expenses	\$59,448,000	62
Realized Net Income	\$20,764,000	35



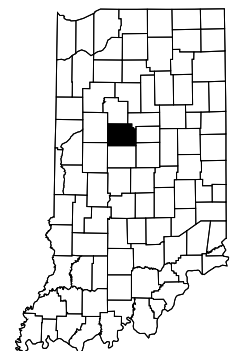
Clay County

<u>2009 CROPS</u>	<u>PLTD</u>	<u>HARV</u>	<u>YLD</u>	<u>UNIT</u>	<u>PROD</u>	<u>RANK</u>
Corn	56,000	54,500	156	Bu	8,520,000	57
Soybeans	70,000	69,900	43.0	Bu	2,989,200	46
Wheat	2,500	2,470	53.0	Bu	130,400	72
Alfalfa Hay	---	1,900	3.10	Ton	5,900	63
Other Hay	---	3,900	1.70	Ton	6,600	27
Popcorn	---	---	---	Lbs	---	---

<u>LIVESTOCK</u>	<u>NUMBER HEAD</u>	<u>RANK</u>
Jan 2010 All Cattle	5,700	59
Beef Cows	1,700	47
Milk Cows	*	*
2007 All Hogs	10,510	59
2007 All Sheep	316	57
2007 Chickens	318	64
2007 Turkeys	*	*

		<u>RANK</u>
2007 Census Population	33,762	46
2007 Total Land Area (acres)	259,278	40
2007 Number of Farms	693	37
2007 Land in Farms (acres)	255,314	7
2007 Average Size of Farm (acres)	368	17
2007 Value of Land & Bldgs (avg/acre)	\$4,136	11
2007 Cropland (acres)	244,813	6
2007 Harvested Cropland (acres)	239,851	6
2007 Pastureland, all types (acres)	6,222	67
2007 Woodland (acres)	5,086	76

		<u>RANK</u>
2008 Cash Receipts	\$247,913,000	4
Crop Receipts	\$159,893,000	6
Livestock Receipts	\$88,020,000	15
2008 Other Income	\$12,051,000	10
Government Payments	\$5,445,000	11
Imputed Income	\$6,606,000	15
2008 Total Income	\$160,963,000	11
Less: Expenses	\$133,266,000	11
Realized Net Income	\$27,697,000	19



Clinton County

<u>2009 CROPS</u>	<u>PLTD</u>	<u>HARV</u>	<u>YLD</u>	<u>UNIT</u>	<u>PROD</u>	<u>RANK</u>
Corn	114,500	114,300	185	Bu	21,130,000	5
Soybeans	96,800	96,800	54.0	Bu	5,230,800	11
Wheat	2,700	2,660	79.5	Bu	211,400	46
Alfalfa Hay	---	2,200	2.80	Ton	6,200	61
Other Hay	---	*	*	Ton	*	*
Popcorn	---	*	---	Lbs	*	*

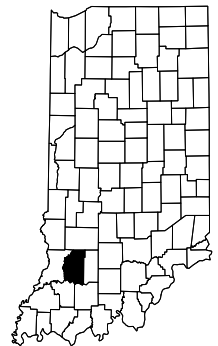
<u>LIVESTOCK</u>	<u>NUMBER HEAD</u>	<u>RANK</u>
Jan 2010 All Cattle	2,000	83
Beef Cows	900	74
Milk Cows	*	*
2007 All Hogs	148,281	5
2007 All Sheep	1,147	8
2007 Chickens	*	*
2007 Turkeys	*	*

COUNTY HIGHLIGHTS



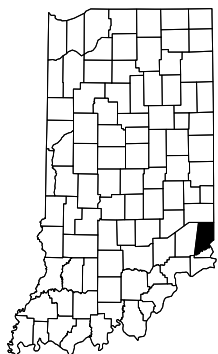
Crawford County

		<u>RANK</u>				<u>RANK</u>			
2007 Census Population	10,785	86	2008 Cash Receipts	\$6,385,000	89				
2007 Total Land Area (acres)	195,604	80	Crop Receipts	\$3,395,000	90				
2007 Number of Farms	354	82	Livestock Receipts	\$2,990,000	86				
2007 Land in Farms (acres)	45,401	88	2008 Other Income	\$1,706,000	88				
2007 Average Size of Farm (acres)	128	83	Government Payments	\$452,000	88				
			Imputed Income	\$1,254,000	85				
2007 Value of Land & Bldgs (avg/acre)	\$2,904	87	2008 Total Income	\$5,958,000	89				
2007 Cropland (acres)	17,136	88	Less: Expenses	\$4,586,000	89				
2007 Harvested Cropland (acres)	11,740	89	Realized Net Income	\$1,372,000	83				
2007 Pastureland, all types (acres)	12,785	27							
2007 Woodland (acres)	16,656	17							
<u>2009 CROPS</u>	<u>PLTD</u>	<u>HARV</u>	<u>YLD</u>	<u>UNIT</u>	<u>PROD</u>	<u>RANK</u>	<u>LIVESTOCK</u>	<u>NUMBER HEAD</u>	<u>RANK</u>
Corn	*	*	*	Bu	*	*	Jan 2010 All Cattle	6,800	48
Soybeans	*	*	*	Bu	*	*	Beef Cows	2,900	24
Wheat	*	*	*	Bu	*	*	Milk Cows	*	*
							2007 All Hogs	*	*
Alfalfa Hay	---	800	2.65	Ton	2,100	85	2007 All Sheep	*	*
Other Hay	---	9,200	1.65	Ton	15,300	11	2007 Chickens	462	56
Popcorn	---	---	---	Lbs	---	---	2007 Turkeys	---	---



Daviess County

		<u>RANK</u>				<u>RANK</u>			
2007 Census Population	29,974	54	2008 Cash Receipts	\$212,478,000	15				
2007 Total Land Area (acres)	274,861	26	Crop Receipts	\$97,247,000	27				
2007 Number of Farms	969	9	Livestock Receipts	\$115,231,000	13				
2007 Land in Farms (acres)	199,367	25	2008 Other Income	\$9,643,000	24				
2007 Average Size of Farm (acres)	206	61	Government Payments	\$4,432,000	29				
			Imputed Income	\$5,211,000	26				
2007 Value of Land & Bldgs (avg/acre)	\$3,638	38	2008 Total Income	\$207,701,000	4				
2007 Cropland (acres)	173,812	29	Less: Expenses	\$162,873,000	4				
2007 Harvested Cropland (acres)	165,325	29	Realized Net Income	\$44,828,000	3				
2007 Pastureland, all types (acres)	14,887	22							
2007 Woodland (acres)	9,956	44							
<u>2009 CROPS</u>	<u>PLTD</u>	<u>HARV</u>	<u>YLD</u>	<u>UNIT</u>	<u>PROD</u>	<u>RANK</u>	<u>LIVESTOCK</u>	<u>NUMBER HEAD</u>	<u>RANK</u>
Corn	83,000	81,000	182	Bu	14,745,000	20	Jan 2010 All Cattle	14,800	16
Soybeans	70,600	70,500	49.0	Bu	3,447,200	38	Beef Cows	3,200	20
Wheat	9,800	8,650	57.0	Bu	492,600	16	Milk Cows	1,800	24
							2007 All Hogs	90,200	11
Alfalfa Hay	---	*	*	Ton	*	*	2007 All Sheep	748	21
Other Hay	---	6,700	2.10	Ton	14,100	13	2007 Chickens	2,185	14
Popcorn	---	1,796	---	Lbs	8,827,107	4	2007 Turkeys	1,102,178	2



Dearborn County

		<u>RANK</u>				<u>RANK</u>			
2007 Census Population	49,579	28	2008 Cash Receipts	\$14,977,000	86				
2007 Total Land Area (acres)	195,225	81	Crop Receipts	\$11,661,000	86				
2007 Number of Farms	564	61	Livestock Receipts	\$3,316,000	84				
2007 Land in Farms (acres)	65,830	83	2008 Other Income	\$2,221,000	86				
2007 Average Size of Farm (acres)	117	86	Government Payments	\$691,000	86				
			Imputed Income	\$1,530,000	82				
2007 Value of Land & Bldgs (avg/acre)	\$3,843	23	2008 Total Income	\$14,078,000	87				
2007 Cropland (acres)	35,833	85	Less: Expenses	\$13,190,000	86				
2007 Harvested Cropland (acres)	29,956	84	Realized Net Income	\$888,000	86				
2007 Pastureland, all types (acres)	21,161	8							
2007 Woodland (acres)	12,906	23							
<u>2009 CROPS</u>	<u>PLTD</u>	<u>HARV</u>	<u>YLD</u>	<u>UNIT</u>	<u>PROD</u>	<u>RANK</u>	<u>LIVESTOCK</u>	<u>NUMBER HEAD</u>	<u>RANK</u>
Corn	8,100	7,800	167	Bu	1,300,000	85	Jan 2010 All Cattle	7,600	43
Soybeans	9,200	9,100	42.0	Bu	384,000	85	Beef Cows	3,600	17
Wheat	*	*	*	Bu	*	*	Milk Cows	500	34
							2007 All Hogs	342	75
Alfalfa Hay	---	2,100	2.65	Ton	5,600	65	2007 All Sheep	125	82
Other Hay	---	8,800	1.50	Ton	13,000	14	2007 Chickens	399	59
Popcorn	---	---	---	Lbs	---	---	2007 Turkeys	10	46

COUNTY HIGHLIGHTS

			<u>RANK</u>
2007 Census Population	24,937		62
2007 Total Land Area (acres)	238,441		63
2007 Number of Farms	639		46
2007 Land in Farms (acres)	204,702		20
2007 Average Size of Farm (acres)	320		23
2007 Value of Land & Bldgs (avg/acre)	\$3,563		46
2007 Cropland (acres)	183,719		23
2007 Harvested Cropland (acres)	178,767		22
2007 Pastureland, all types (acres)	9,406		40
2007 Woodland (acres)	10,463		39

			<u>RANK</u>
2008 Cash Receipts	\$244,371,000		7
Crop Receipts	\$103,983,000		25
Livestock Receipts	\$140,388,000		6
2008 Other Income	\$12,134,000		8
Government Payments	\$5,467,000		10
Imputed Income	\$6,667,000		13
2008 Total Income	\$109,339,000		33
Less: Expenses	\$103,896,000		24
Realized Net Income	\$5,443,000		69



**Decatur
County**

<u>2009 CROPS</u>	<u>PLTD</u>	<u>HARV</u>	<u>YLD</u>	<u>UNIT</u>	<u>PROD</u>	<u>RANK</u>
Corn	80,000	78,900	181	Bu	14,320,000	23
Soybeans	70,500	70,400	53.5	Bu	3,756,200	31
Wheat	6,600	6,540	67.5	Bu	443,000	21
Alfalfa Hay	---	3,100	4.15	Ton	12,900	25
Other Hay	---	1,900	2.00	Ton	3,800	41
Popcorn	---	*	---	Lbs	*	*

<u>LIVESTOCK</u>	<u>NUMBER HEAD</u>	<u>RANK</u>
Jan 2010 All Cattle	11,500	24
Beef Cows	1,900	41
Milk Cows	*	*
2007 All Hogs	179,324	3
2007 All Sheep	392	51
2007 Chickens	1,203	23
2007 Turkeys	*	*

			<u>RANK</u>
2007 Census Population	41,733		35
2007 Total Land Area (acres)	232,256		68
2007 Number of Farms	1,144		7
2007 Land in Farms (acres)	160,665		52
2007 Average Size of Farm (acres)	140		79
2007 Value of Land & Bldgs (avg/acre)	\$3,626		39
2007 Cropland (acres)	135,150		49
2007 Harvested Cropland (acres)	113,770		56
2007 Pastureland, all types (acres)	7,218		51
2007 Woodland (acres)	13,890		21

			<u>RANK</u>
2008 Cash Receipts	\$66,447,000		67
Crop Receipts	\$48,572,000		64
Livestock Receipts	\$17,875,000		51
2008 Other Income	\$5,938,000		62
Government Payments	\$4,001,000		39
Imputed Income	\$1,937,000		78
2008 Total Income	\$75,310,000		59
Less: Expenses	\$54,696,000		65
Realized Net Income	\$20,614,000		37



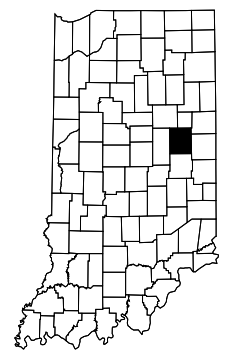
**DeKalb
County**

<u>2009 CROPS</u>	<u>PLTD</u>	<u>HARV</u>	<u>YLD</u>	<u>UNIT</u>	<u>PROD</u>	<u>RANK</u>
Corn	44,000	43,200	150	Bu	6,500,000	65
Soybeans	67,500	67,400	44.0	Bu	2,955,000	47
Wheat	11,300	11,200	74.0	Bu	826,800	8
Alfalfa Hay	---	5,800	3.70	Ton	21,400	15
Other Hay	---	*	*	Ton	*	*
Popcorn	---	---	---	Lbs	---	---

<u>LIVESTOCK</u>	<u>NUMBER HEAD</u>	<u>RANK</u>
Jan 2010 All Cattle	8,200	40
Beef Cows	900	75
Milk Cows	*	*
2007 All Hogs	13,589	56
2007 All Sheep	968	13
2007 Chickens	777	40
2007 Turkeys	47	18

			<u>RANK</u>
2007 Census Population	115,167		14
2007 Total Land Area (acres)	250,965		51
2007 Number of Farms	659		42
2007 Land in Farms (acres)	154,470		57
2007 Average Size of Farm (acres)	234		49
2007 Value of Land & Bldgs (avg/acre)	\$3,518		50
2007 Cropland (acres)	143,432		44
2007 Harvested Cropland (acres)	140,265		44
2007 Pastureland, all types (acres)	4,577		80
2007 Woodland (acres)	4,695		82

			<u>RANK</u>
2008 Cash Receipts	\$95,888,000		50
Crop Receipts	\$84,467,000		39
Livestock Receipts	\$11,421,000		63
2008 Other Income	\$6,122,000		59
Government Payments	\$3,752,000		44
Imputed Income	\$2,370,000		69
2008 Total Income	\$88,073,000		46
Less: Expenses	\$73,737,000		44
Realized Net Income	\$14,336,000		50



**Delaware
County**

<u>2009 CROPS</u>	<u>PLTD</u>	<u>HARV</u>	<u>YLD</u>	<u>UNIT</u>	<u>PROD</u>	<u>RANK</u>
Corn	67,000	66,100	154	Bu	10,210,000	44
Soybeans	84,900	84,900	46.0	Bu	3,923,800	26
Wheat	*	*	*	Bu	*	*
Alfalfa Hay	---	3,000	3.45	Ton	10,400	40
Other Hay	---	1,100	1.75	Ton	1,900	70
Popcorn	---	*	---	Lbs	*	*

<u>LIVESTOCK</u>	<u>NUMBER HEAD</u>	<u>RANK</u>
Jan 2010 All Cattle	2,900	77
Beef Cows	1,200	66
Milk Cows	*	*
2007 All Hogs	15,453	50
2007 All Sheep	664	27
2007 Chickens	959	30
2007 Turkeys	11	41

COUNTY HIGHLIGHTS



Dubois County

		<u>RANK</u>				<u>RANK</u>				
2007 Census Population	41,164	36	2008 Cash Receipts	\$250,404,000	3					
2007 Total Land Area (acres)	273,453	27	Crop Receipts	\$69,696,000	50					
2007 Number of Farms	761	27	Livestock Receipts	\$180,708,000	1					
2007 Land in Farms (acres)	182,175	35	2008 Other Income	\$10,018,000	22					
2007 Average Size of Farm (acres)	239	44	Government Payments	\$3,805,000	43					
			Imputed Income	\$6,213,000	18					
2007 Value of Land & Bldgs (avg/acre)	\$3,233	67	2008 Total Income	\$232,538,000	2					
2007 Cropland (acres)	135,172	48	Less: Expenses	\$191,368,000	1					
2007 Harvested Cropland (acres)	124,196	50	Realized Net Income	\$41,170,000	6					
2007 Pastureland, all types (acres)	22,705	7								
2007 Woodland (acres)	25,763	5								
<u>2009 CROPS</u>		<u>PLTD</u>	<u>HARV</u>	<u>YLD</u>	<u>UNIT</u>	<u>PROD</u>	<u>RANK</u>	<u>LIVESTOCK</u>	<u>NUMBER HEAD</u>	<u>RANK</u>
Corn	54,500	51,700	169	Bu	8,750,000	52	Jan 2010 All Cattle	24,700	5	
Soybeans	46,800	46,600	44.5	Bu	2,066,100	62	Beef Cows	8,300	3	
Wheat	7,100	6,600	56.0	Bu	369,900	23	Milk Cows	2,400	16	
Alfalfa Hay	---	*	*	Ton	*	*	2007 All Hogs	79,545	13	
Other Hay	---	14,400	2.35	Ton	33,500	4	2007 All Sheep	186	70	
Popcorn	---	*	---	Lbs	*	*	2007 Chickens	1,029,222	3	
							2007 Turkeys	2,385,904	1	



Elkhart County

		<u>RANK</u>				<u>RANK</u>				
2007 Census Population	197,639	6	2008 Cash Receipts	\$232,219,000	11					
2007 Total Land Area (acres)	296,904	16	Crop Receipts	\$62,162,000	55					
2007 Number of Farms	1,617	2	Livestock Receipts	\$170,057,000	3					
2007 Land in Farms (acres)	163,295	49	2008 Other Income	\$10,829,000	17					
2007 Average Size of Farm (acres)	101	89	Government Payments	\$2,298,000	71					
			Imputed Income	\$8,531,000	3					
2007 Value of Land & Bldgs (avg/acre)	\$5,548	2	2008 Total Income	\$226,851,000	3					
2007 Cropland (acres)	141,649	45	Less: Expenses	\$187,951,000	3					
2007 Harvested Cropland (acres)	135,521	45	Realized Net Income	\$38,900,000	8					
2007 Pastureland, all types (acres)	13,175	25								
2007 Woodland (acres)	7,218	62								
<u>2009 CROPS</u>		<u>PLTD</u>	<u>HARV</u>	<u>YLD</u>	<u>UNIT</u>	<u>PROD</u>	<u>RANK</u>	<u>LIVESTOCK</u>	<u>NUMBER HEAD</u>	<u>RANK</u>
Corn	56,000	46,600	161	Bu	7,520,000	59	Jan 2010 All Cattle	46,700	1	
Soybeans	44,400	44,300	48.0	Bu	2,120,400	60	Beef Cows	1,800	43	
Wheat	2,800	2,780	66.5	Bu	185,400	55	Milk Cows	17,800	2	
Alfalfa Hay	---	15,400	3.55	Ton	55,000	2	2007 All Hogs	54,608	23	
Other Hay	---	3,000	2.80	Ton	8,400	21	2007 All Sheep	1,555	3	
Popcorn	---	---	---	Lbs	---	---	2007 Chickens	112,220	7	
							2007 Turkeys	121	13	



Fayette County

		<u>RANK</u>				<u>RANK</u>				
2007 Census Population	24,250	63	2008 Cash Receipts	\$51,282,000	71					
2007 Total Land Area (acres)	137,566	87	Crop Receipts	\$42,030,000	70					
2007 Number of Farms	391	79	Livestock Receipts	\$9,252,000	70					
2007 Land in Farms (acres)	92,505	75	2008 Other Income	\$5,905,000	64					
2007 Average Size of Farm (acres)	237	46	Government Payments	\$2,615,000	62					
			Imputed Income	\$3,290,000	49					
2007 Value of Land & Bldgs (avg/acre)	\$3,271	65	2008 Total Income	\$39,638,000	74					
2007 Cropland (acres)	75,760	73	Less: Expenses	\$38,474,000	70					
2007 Harvested Cropland (acres)	71,442	72	Realized Net Income	\$1,164,000	85					
2007 Pastureland, all types (acres)	9,526	38								
2007 Woodland (acres)	8,167	57								
<u>2009 CROPS</u>		<u>PLTD</u>	<u>HARV</u>	<u>YLD</u>	<u>UNIT</u>	<u>PROD</u>	<u>RANK</u>	<u>LIVESTOCK</u>	<u>NUMBER HEAD</u>	<u>RANK</u>
Corn	35,500	34,800	184	Bu	6,400,000	67	Jan 2010 All Cattle	6,700	52	
Soybeans	34,000	34,000	54.0	Bu	1,842,300	66	Beef Cows	3,700	16	
Wheat	1,900	1,890	72.5	Bu	137,400	68	Milk Cows	*	*	
Alfalfa Hay	---	3,600	3.35	Ton	12,100	30	2007 All Hogs	12,730	57	
Other Hay	---	1,900	2.00	Ton	3,800	42	2007 All Sheep	586	34	
Popcorn	---	---	---	Lbs	---	---	2007 Chickens	416	58	
							2007 Turkeys	*	*	

COUNTY HIGHLIGHTS

						<u>RANK</u>
2007 Census Population	72,943					21
2007 Total Land Area (acres)	94,413					91
2007 Number of Farms	279					86
2007 Land in Farms (acres)	23,997					89
2007 Average Size of Farm (acres)	86					91
2007 Value of Land & Bldgs (avg/acre)	\$4,632					4
2007 Cropland (acres)	13,785					90
2007 Harvested Cropland (acres)	10,920					90
2007 Pastureland, all types (acres)	6,047					70
2007 Woodland (acres)	4,969					79

						<u>RANK</u>
2008 Cash Receipts	\$4,656,000					90
Crop Receipts	\$3,713,000					89
Livestock Receipts	\$943,000					91
2008 Other Income	\$726,000					91
Government Payments	\$186,000					91
Imputed Income	\$540,000					91
2008 Total Income	\$4,982,000					90
Less: Expenses	\$4,530,000					90
Realized Net Income	\$452,000					87



**Floyd
County**

<u>2009 CROPS</u>	<u>PLTD</u>	<u>HARV</u>	<u>YLD</u>	<u>UNIT</u>	<u>PROD</u>	<u>RANK</u>
Corn	*	*	*	Bu	*	*
Soybeans	3,200	3,200	39.5	Bu	126,500	90
Wheat	*	*	*	Bu	*	*
Alfalfa Hay	---	800	3.50	Ton	2,800	81
Other Hay	---	4,600	1.65	Ton	7,500	24
Popcorn	---	*	---	Lbs	*	*

<u>LIVESTOCK</u>	<u>NUMBER HEAD</u>	<u>RANK</u>
Jan 2010 All Cattle	*	*
Beef Cows	1,700	48
Milk Cows	*	*
2007 All Hogs	54	79
2007 All Sheep	148	78
2007 Chickens	255	69
2007 Turkeys	*	*

						<u>RANK</u>
2007 Census Population	17,109					78
2007 Total Land Area (acres)	253,251					48
2007 Number of Farms	503					66
2007 Land in Farms (acres)	188,727					32
2007 Average Size of Farm (acres)	375					15
2007 Value of Land & Bldgs (avg/acre)	\$3,450					56
2007 Cropland (acres)	163,135					34
2007 Harvested Cropland (acres)	156,113					35
2007 Pastureland, all types (acres)	15,370					19
2007 Woodland (acres)	13,924					20

						<u>RANK</u>
2008 Cash Receipts	\$103,199,000					46
Crop Receipts	\$97,219,000					28
Livestock Receipts	\$5,980,000					77
2008 Other Income	\$8,412,000					33
Government Payments	\$5,479,000					9
Imputed Income	\$2,933,000					56
2008 Total Income	\$107,365,000					34
Less: Expenses	\$83,873,000					37
Realized Net Income	\$23,492,000					26



**Fountain
County**

<u>2009 CROPS</u>	<u>PLTD</u>	<u>HARV</u>	<u>YLD</u>	<u>UNIT</u>	<u>PROD</u>	<u>RANK</u>
Corn	93,000	92,300	184	Bu	17,020,000	13
Soybeans	76,600	76,500	50.0	Bu	3,824,000	30
Wheat	2,700	2,660	66.5	Bu	176,500	58
Alfalfa Hay	---	*	*	Ton	*	*
Other Hay	---	900	1.65	Ton	1,500	77
Popcorn	---	---	---	Lbs	---	---

<u>LIVESTOCK</u>	<u>NUMBER HEAD</u>	<u>RANK</u>
Jan 2010 All Cattle	6,800	49
Beef Cows	2,300	36
Milk Cows	*	*
2007 All Hogs	4,861	68
2007 All Sheep	481	45
2007 Chickens	516	55
2007 Turkeys	*	*

						<u>RANK</u>
2007 Census Population	23,183					67
2007 Total Land Area (acres)	246,020					54
2007 Number of Farms	723					31
2007 Land in Farms (acres)	126,322					66
2007 Average Size of Farm (acres)	175					69
2007 Value of Land & Bldgs (avg/acre)	\$3,676					34
2007 Cropland (acres)	85,367					70
2007 Harvested Cropland (acres)	76,753					70
2007 Pastureland, all types (acres)	24,508					6
2007 Woodland (acres)	21,932					11

						<u>RANK</u>
2008 Cash Receipts	\$50,299,000					73
Crop Receipts	\$35,125,000					74
Livestock Receipts	\$15,174,000					56
2008 Other Income	\$7,341,000					44
Government Payments	\$2,531,000					65
Imputed Income	\$4,810,000					29
2008 Total Income	\$49,718,000					68
Less: Expenses	\$47,468,000					67
Realized Net Income	\$2,250,000					81

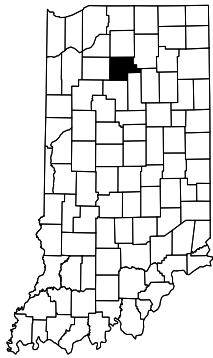


**Franklin
County**

<u>2009 CROPS</u>	<u>PLTD</u>	<u>HARV</u>	<u>YLD</u>	<u>UNIT</u>	<u>PROD</u>	<u>RANK</u>
Corn	40,500	39,800	185	Bu	7,350,000	61
Soybeans	33,600	33,500	54.0	Bu	1,816,300	67
Wheat	3,100	2,820	61.0	Bu	172,500	61
Alfalfa Hay	---	6,600	3.60	Ton	23,600	11
Other Hay	---	5,800	1.90	Ton	11,000	19
Popcorn	---	---	---	Lbs	---	---

<u>LIVESTOCK</u>	<u>NUMBER HEAD</u>	<u>RANK</u>
Jan 2010 All Cattle	13,700	18
Beef Cows	4,900	7
Milk Cows	800	28
2007 All Hogs	19,941	47
2007 All Sheep	490	43
2007 Chickens	1,015	27
2007 Turkeys	156	12

COUNTY HIGHLIGHTS



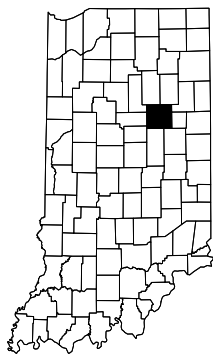
Fulton County

		<u>RANK</u>				<u>RANK</u>			
2007 Census Population	20,254	72	2008 Cash Receipts	\$120,854,000	39				
2007 Total Land Area (acres)	235,770	65	Crop Receipts	\$96,089,000	30				
2007 Number of Farms	639	47	Livestock Receipts	\$24,765,000	43				
2007 Land in Farms (acres)	184,847	33							
2007 Average Size of Farm (acres)	289	28	2008 Other Income	\$7,247,000	47				
			Government Payments	\$3,837,000	42				
2007 Value of Land & Bldgs (avg/acre)	\$3,353	61	Imputed Income	\$3,410,000	47				
2007 Cropland (acres)	165,897	30							
2007 Harvested Cropland (acres)	160,021	30	2008 Total Income	\$105,250,000	36				
2007 Pastureland, all types (acres)	7,653	49	Less: Expenses	\$76,547,000	42				
2007 Woodland (acres)	9,449	52	Realized Net Income	\$28,703,000	15				
<u>2009 CROPS</u>	<u>PLTD</u>	<u>HARV</u>	<u>YLD</u>	<u>UNIT</u>	<u>PROD</u>	<u>RANK</u>	<u>LIVESTOCK</u>	<u>NUMBER HEAD</u>	<u>RANK</u>
Corn	88,800	86,000	160	Bu	13,780,000	25	Jan 2010 All Cattle	9,800	30
Soybeans	70,200	70,200	43.5	Bu	3,067,800	43	Beef Cows	1,600	51
Wheat	*	*	*	Bu	*	*	Milk Cows	2,600	14
							2007 All Hogs	23,883	43
Alfalfa Hay	---	5,200	4.55	Ton	23,600	12	2007 All Sheep	786	20
Other Hay	---	*	*	Ton	*	*	2007 Chickens	1,184	24
Popcorn	---	1,472	---	Lbs	5,407,951	7	2007 Turkeys	44	20



Gibson County

		<u>RANK</u>				<u>RANK</u>			
2007 Census Population	32,709	49	2008 Cash Receipts	\$146,086,000	29				
2007 Total Land Area (acres)	311,980	13	Crop Receipts	\$126,561,000	15				
2007 Number of Farms	590	54	Livestock Receipts	\$19,525,000	49				
2007 Land in Farms (acres)	231,082	12							
2007 Average Size of Farm (acres)	392	12	2008 Other Income	\$11,149,000	14				
			Government Payments	\$5,684,000	8				
2007 Value of Land & Bldgs (avg/acre)	\$3,150	74	Imputed Income	\$5,465,000	24				
2007 Cropland (acres)	209,283	13							
2007 Harvested Cropland (acres)	204,846	12	2008 Total Income	\$121,348,000	25				
2007 Pastureland, all types (acres)	7,042	55	Less: Expenses	\$100,632,000	26				
2007 Woodland (acres)	12,778	24	Realized Net Income	\$20,716,000	36				
<u>2009 CROPS</u>	<u>PLTD</u>	<u>HARV</u>	<u>YLD</u>	<u>UNIT</u>	<u>PROD</u>	<u>RANK</u>	<u>LIVESTOCK</u>	<u>NUMBER HEAD</u>	<u>RANK</u>
Corn	87,500	86,400	166	Bu	14,380,000	22	Jan 2010 All Cattle	5,000	65
Soybeans	91,200	91,000	45.0	Bu	4,113,000	22	Beef Cows	1,600	52
Wheat	28,700	28,600	62.5	Bu	1,786,500	2	Milk Cows	600	32
							2007 All Hogs	30,414	38
Alfalfa Hay	---	700	3.70	Ton	2,600	82	2007 All Sheep	356	54
Other Hay	---	2,200	1.65	Ton	3,600	46	2007 Chickens	968	28
Popcorn	---	836	---	Lbs	1,993,260	12	2007 Turkeys	*	*



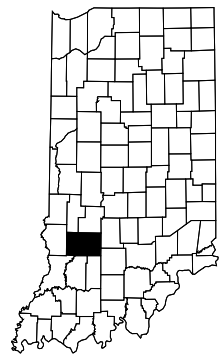
Grant County

		<u>RANK</u>				<u>RANK</u>			
2007 Census Population	68,787	23	2008 Cash Receipts	\$117,612,000	41				
2007 Total Land Area (acres)	265,016	30	Crop Receipts	\$104,858,000	24				
2007 Number of Farms	524	63	Livestock Receipts	\$12,754,000	61				
2007 Land in Farms (acres)	202,138	22							
2007 Average Size of Farm (acres)	386	13	2008 Other Income	\$8,552,000	30				
			Government Payments	\$4,526,000	27				
2007 Value of Land & Bldgs (avg/acre)	\$3,417	58	Imputed Income	\$4,026,000	34				
2007 Cropland (acres)	191,061	19							
2007 Harvested Cropland (acres)	186,764	19	2008 Total Income	\$92,832,000	44				
2007 Pastureland, all types (acres)	4,386	81	Less: Expenses	\$79,329,000	41				
2007 Woodland (acres)	4,735	81	Realized Net Income	\$13,503,000	51				
<u>2009 CROPS</u>	<u>PLTD</u>	<u>HARV</u>	<u>YLD</u>	<u>UNIT</u>	<u>PROD</u>	<u>RANK</u>	<u>LIVESTOCK</u>	<u>NUMBER HEAD</u>	<u>RANK</u>
Corn	74,000	73,700	171	Bu	12,620,000	33	Jan 2010 All Cattle	3,600	70
Soybeans	105,500	105,400	50.5	Bu	5,326,300	5	Beef Cows	800	77
Wheat	6,400	6,270	76.5	Bu	480,900	17	Milk Cows	*	*
							2007 All Hogs	17,239	48
Alfalfa Hay	---	*	*	Ton	*	*	2007 All Sheep	279	63
Other Hay	---	800	1.65	Ton	1,300	79	2007 Chickens	*	*
Popcorn	---	---	---	Lbs	---	---	2007 Turkeys	11	42

COUNTY HIGHLIGHTS

						<u>RANK</u>
2007 Census Population	32,642					50
2007 Total Land Area (acres)	346,699					4
2007 Number of Farms	799					23
2007 Land in Farms (acres)	169,750					44
2007 Average Size of Farm (acres)	212					59
2007 Value of Land & Bldgs (avg/acre)	\$2,907					85
2007 Cropland (acres)	119,099					59
2007 Harvested Cropland (acres)	110,257					60
2007 Pastureland, all types (acres)	30,368					3
2007 Woodland (acres)	22,384					8

						<u>RANK</u>
2008 Cash Receipts	\$94,441,000					53
Crop Receipts	\$44,773,000					67
Livestock Receipts	\$49,668,000					25
2008 Other Income	\$6,184,000					56
Government Payments	\$2,658,000					61
Imputed Income	\$3,526,000					45
2008 Total Income	\$114,911,000					28
Less: Expenses	\$95,968,000					28
Realized Net Income	\$18,943,000					39



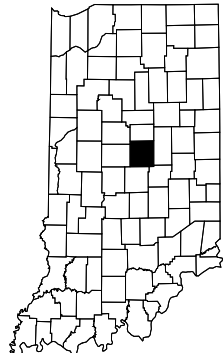
Greene County

<u>2009 CROPS</u>	<u>PLTD</u>	<u>HARV</u>	<u>YLD</u>	<u>UNIT</u>	<u>PROD</u>	<u>RANK</u>
Corn	43,400	42,500	166	Bu	7,070,000	63
Soybeans	46,900	46,800	46.0	Bu	2,147,200	59
Wheat	4,000	3,560	48.0	Bu	171,000	62
Alfalfa Hay	---	5,000	3.20	Ton	16,100	20
Other Hay	---	21,600	2.00	Ton	43,200	1
Popcorn	---	---	---	Lbs	---	---

<u>LIVESTOCK</u>	<u>NUMBER HEAD</u>	<u>RANK</u>
Jan 2010 All Cattle	16,200	12
Beef Cows	7,400	5
Milk Cows	*	*
2007 All Hogs	46,124	27
2007 All Sheep	967	14
2007 Chickens	1,731	16
2007 Turkeys	387,703	4

						<u>RANK</u>
2007 Census Population	260,804					5
2007 Total Land Area (acres)	252,339					50
2007 Number of Farms	636					49
2007 Land in Farms (acres)	123,600					67
2007 Average Size of Farm (acres)	194					65
2007 Value of Land & Bldgs (avg/acre)	\$4,545					5
2007 Cropland (acres)	114,304					61
2007 Harvested Cropland (acres)	112,231					57
2007 Pastureland, all types (acres)	5,203					75
2007 Woodland (acres)	3,251					88

						<u>RANK</u>
2008 Cash Receipts	\$144,204,000					31
Crop Receipts	\$139,394,000					9
Livestock Receipts	\$4,810,000					79
2008 Other Income	\$8,094,000					36
Government Payments	\$1,613,000					77
Imputed Income	\$6,481,000					17
2008 Total Income	\$84,968,000					51
Less: Expenses	\$74,916,000					43
Realized Net Income	\$10,052,000					61



Hamilton County

<u>2009 CROPS</u>	<u>PLTD</u>	<u>HARV</u>	<u>YLD</u>	<u>UNIT</u>	<u>PROD</u>	<u>RANK</u>
Corn	50,000	49,500	172	Bu	8,530,000	56
Soybeans	47,200	47,100	55.5	Bu	2,619,600	52
Wheat	3,100	3,100	73.5	Bu	227,400	39
Alfalfa Hay	---	*	*	Ton	*	*
Other Hay	---	*	*	Ton	*	*
Popcorn	---	*	---	Lbs	*	*

<u>LIVESTOCK</u>	<u>NUMBER HEAD</u>	<u>RANK</u>
Jan 2010 All Cattle	3,300	72
Beef Cows	1,000	71
Milk Cows	*	*
2007 All Hogs	8,059	62
2007 All Sheep	623	28
2007 Chickens	1,402	17
2007 Turkeys	*	*

						<u>RANK</u>
2007 Census Population	66,107					25
2007 Total Land Area (acres)	195,849					79
2007 Number of Farms	686					38
2007 Land in Farms (acres)	171,673					43
2007 Average Size of Farm (acres)	250					39
2007 Value of Land & Bldgs (avg/acre)	\$4,100					15
2007 Cropland (acres)	159,252					36
2007 Harvested Cropland (acres)	157,147					33
2007 Pastureland, all types (acres)	6,557					64
2007 Woodland (acres)	4,167					84

						<u>RANK</u>
2008 Cash Receipts	\$120,876,000					38
Crop Receipts	\$91,821,000					34
Livestock Receipts	\$29,055,000					37
2008 Other Income	\$6,613,000					53
Government Payments	\$3,551,000					48
Imputed Income	\$3,062,000					55
2008 Total Income	\$85,215,000					50
Less: Expenses	\$71,947,000					49
Realized Net Income	\$13,268,000					52



Hancock County

<u>2009 CROPS</u>	<u>PLTD</u>	<u>HARV</u>	<u>YLD</u>	<u>UNIT</u>	<u>PROD</u>	<u>RANK</u>
Corn	71,000	70,600	185	Bu	13,070,000	28
Soybeans	76,300	76,300	53.0	Bu	4,024,900	23
Wheat	4,800	4,800	74.0	Bu	355,600	26
Alfalfa Hay	---	3,100	4.30	Ton	13,400	23
Other Hay	---	1,100	1.20	Ton	1,300	80
Popcorn	---	---	---	Lbs	---	---

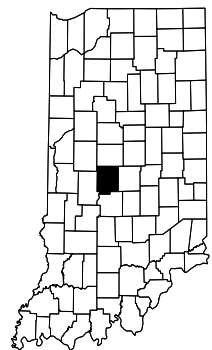
<u>LIVESTOCK</u>	<u>NUMBER HEAD</u>	<u>RANK</u>
Jan 2010 All Cattle	3,100	75
Beef Cows	1,500	57
Milk Cows	*	*
2007 All Hogs	69,809	16
2007 All Sheep	1,547	4
2007 Chickens	914	35
2007 Turkeys	8	47

COUNTY HIGHLIGHTS



Harrison County

		<u>RANK</u>				<u>RANK</u>			
2007 Census Population	36,775	43		2008 Cash Receipts	\$64,959,000	68			
2007 Total Land Area (acres)	310,212	14		Crop Receipts	\$37,686,000	72			
2007 Number of Farms	1,125	8		Livestock Receipts	\$27,273,000	40			
2007 Land in Farms (acres)	154,998	56		2008 Other Income	\$9,412,000	25			
2007 Average Size of Farm (acres)	138	81		Government Payments	\$2,284,000	72			
				Imputed Income	\$7,128,000	9			
2007 Value of Land & Bldgs (avg/acre)	\$3,250	66		2008 Total Income	\$75,436,000	57			
2007 Cropland (acres)	99,095	67		Less: Expenses	\$64,871,000	56			
2007 Harvested Cropland (acres)	85,300	68		Realized Net Income	\$10,565,000	59			
2007 Pastureland, all types (acres)	29,607	4							
2007 Woodland (acres)	27,801	4							
<u>2009 CROPS</u>	<u>PLTD</u>	<u>HARV</u>	<u>YLD</u>	<u>UNIT</u>	<u>PROD</u>	<u>RANK</u>	<u>LIVESTOCK</u>	<u>NUMBER HEAD</u>	<u>RANK</u>
Corn	23,000	22,200	174	Bu	3,870,000	76	Jan 2010 All Cattle	21,600	7
Soybeans	27,800	27,700	46.0	Bu	1,276,200	76	Beef Cows	8,200	4
Wheat	3,900	3,200	62.0	Bu	197,800	52	Milk Cows	*	*
Alfalfa Hay	---	4,800	3.35	Ton	16,100	21	2007 All Hogs	6,703	63
Other Hay	---	19,000	2.20	Ton	41,900	2	2007 All Sheep	302	59
Popcorn	---	1,836	---	Lbs	4,908,203	10	2007 Chickens	*	*
							2007 Turkeys	*	*



Hendricks County

		<u>RANK</u>				<u>RANK</u>			
2007 Census Population	134,230	11		2008 Cash Receipts	\$94,570,000	52			
2007 Total Land Area (acres)	260,409	38		Crop Receipts	\$84,718,000	38			
2007 Number of Farms	714	33		Livestock Receipts	\$9,852,000	67			
2007 Land in Farms (acres)	171,741	42		2008 Other Income	\$4,854,000	76			
2007 Average Size of Farm (acres)	241	42		Government Payments	\$2,260,000	73			
				Imputed Income	\$2,594,000	63			
2007 Value of Land & Bldgs (avg/acre)	\$4,114	14		2008 Total Income	\$66,439,000	64			
2007 Cropland (acres)	157,591	38		Less: Expenses	\$63,017,000	60			
2007 Harvested Cropland (acres)	153,337	37		Realized Net Income	\$3,422,000	74			
2007 Pastureland, all types (acres)	10,299	36							
2007 Woodland (acres)	5,302	72							
<u>2009 CROPS</u>	<u>PLTD</u>	<u>HARV</u>	<u>YLD</u>	<u>UNIT</u>	<u>PROD</u>	<u>RANK</u>	<u>LIVESTOCK</u>	<u>NUMBER HEAD</u>	<u>RANK</u>
Corn	66,000	65,100	179	Bu	11,660,000	37	Jan 2010 All Cattle	5,500	63
Soybeans	69,900	69,900	53.0	Bu	3,722,000	33	Beef Cows	2,200	39
Wheat	3,600	3,440	77.0	Bu	264,900	36	Milk Cows	*	*
Alfalfa Hay	---	4,300	3.85	Ton	16,600	19	2007 All Hogs	14,901	52
Other Hay	---	800	2.65	Ton	2,100	67	2007 All Sheep	737	22
Popcorn	---	---	---	Lbs	---	---	2007 Chickens	617	51
							2007 Turkeys	*	*



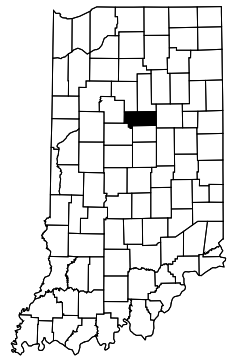
Henry County

		<u>RANK</u>				<u>RANK</u>			
2007 Census Population	46,991	30		2008 Cash Receipts	\$109,957,000	43			
2007 Total Land Area (acres)	250,809	52		Crop Receipts	\$87,604,000	36			
2007 Number of Farms	781	25		Livestock Receipts	\$22,353,000	45			
2007 Land in Farms (acres)	174,400	41		2008 Other Income	\$11,735,000	12			
2007 Average Size of Farm (acres)	223	54		Government Payments	\$4,337,000	33			
				Imputed Income	\$7,398,000	6			
2007 Value of Land & Bldgs (avg/acre)	\$3,451	55		2008 Total Income	\$90,547,000	45			
2007 Cropland (acres)	157,458	39		Less: Expenses	\$73,737,000	45			
2007 Harvested Cropland (acres)	153,018	38		Realized Net Income	\$16,810,000	42			
2007 Pastureland, all types (acres)	11,216	31							
2007 Woodland (acres)	5,113	74							
<u>2009 CROPS</u>	<u>PLTD</u>	<u>HARV</u>	<u>YLD</u>	<u>UNIT</u>	<u>PROD</u>	<u>RANK</u>	<u>LIVESTOCK</u>	<u>NUMBER HEAD</u>	<u>RANK</u>
Corn	75,000	71,500	187	Bu	13,400,000	26	Jan 2010 All Cattle	12,900	21
Soybeans	83,100	83,100	56.0	Bu	4,638,200	15	Beef Cows	2,500	31
Wheat	5,700	5,630	79.0	Bu	446,000	20	Milk Cows	3,500	12
Alfalfa Hay	---	5,700	3.85	Ton	21,900	13	2007 All Hogs	13,732	55
Other Hay	---	*	*	Ton	*	*	2007 All Sheep	599	32
Popcorn	---	*	---	Lbs	*	*	2007 Chickens	1,214	22
							2007 Turkeys	11	43

COUNTY HIGHLIGHTS

						<u>RANK</u>
2007 Census Population	83,648					18
2007 Total Land Area (acres)	187,557					82
2007 Number of Farms	601					53
2007 Land in Farms (acres)	162,281					50
2007 Average Size of Farm (acres)	270					31
2007 Value of Land & Bldgs (avg/acre)	\$4,148					10
2007 Cropland (acres)	151,611					42
2007 Harvested Cropland (acres)	145,018					42
2007 Pastureland, all types (acres)	7,087					54
2007 Woodland (acres)	4,565					83

						<u>RANK</u>
2008 Cash Receipts	\$145,864,000					30
Crop Receipts	\$96,267,000					29
Livestock Receipts	\$49,597,000					26
2008 Other Income	\$5,509,000					68
Government Payments	\$3,723,000					45
Imputed Income	\$1,786,000					80
2008 Total Income	\$95,912,000					42
Less: Expenses	\$71,305,000					51
Realized Net Income	\$24,607,000					23



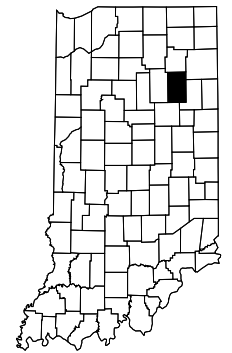
**Howard
County**

<u>2009 CROPS</u>	<u>PLTD</u>	<u>HARV</u>	<u>YLD</u>	<u>UNIT</u>	<u>PROD</u>	<u>RANK</u>
Corn	69,000	68,500	186	Bu	12,750,000	30
Soybeans	70,500	70,400	54.5	Bu	3,831,100	29
Wheat	2,800	2,790	79.5	Bu	222,100	42
Alfalfa Hay	---	1,600	4.15	Ton	6,600	56
Other Hay	---	500	2.60	Ton	1,300	81
Popcorn	---	---	---	Lbs	---	---

<u>LIVESTOCK</u>	<u>NUMBER HEAD</u>	<u>RANK</u>
Jan 2010 All Cattle	3,000	76
Beef Cows	400	87
Milk Cows	500	35
2007 All Hogs	77,288	15
2007 All Sheep	235	67
2007 Chickens	13,940	10
2007 Turkeys	15	35

						<u>RANK</u>
2007 Census Population	37,729					40
2007 Total Land Area (acres)	244,898					57
2007 Number of Farms	766					26
2007 Land in Farms (acres)	199,070					26
2007 Average Size of Farm (acres)	260					35
2007 Value of Land & Bldgs (avg/acre)	\$3,463					53
2007 Cropland (acres)	184,951					21
2007 Harvested Cropland (acres)	176,694					23
2007 Pastureland, all types (acres)	4,695					78
2007 Woodland (acres)	6,490					64

						<u>RANK</u>
2008 Cash Receipts	\$155,828,000					27
Crop Receipts	\$95,444,000					31
Livestock Receipts	\$60,384,000					20
2008 Other Income	\$9,091,000					26
Government Payments	\$4,384,000					31
Imputed Income	\$4,707,000					30
2008 Total Income	\$109,384,000					32
Less: Expenses	\$84,776,000					36
Realized Net Income	\$24,608,000					22



**Huntington
County**

<u>2009 CROPS</u>	<u>PLTD</u>	<u>HARV</u>	<u>YLD</u>	<u>UNIT</u>	<u>PROD</u>	<u>RANK</u>
Corn	68,400	67,300	176	Bu	11,850,000	35
Soybeans	85,900	85,800	50.0	Bu	4,286,200	19
Wheat	7,700	7,640	76.5	Bu	583,100	15
Alfalfa Hay	---	*	*	Ton	*	*
Other Hay	---	900	2.55	Ton	2,300	62
Popcorn	---	2,114	---	Lbs	6,896,969	6

<u>LIVESTOCK</u>	<u>NUMBER HEAD</u>	<u>RANK</u>
Jan 2010 All Cattle	5,900	57
Beef Cows	1,400	62
Milk Cows	*	*
2007 All Hogs	50,971	24
2007 All Sheep	808	19
2007 Chickens	172,515	5
2007 Turkeys	*	*

						<u>RANK</u>
2007 Census Population	42,024					34
2007 Total Land Area (acres)	325,927					8
2007 Number of Farms	827					20
2007 Land in Farms (acres)	209,293					18
2007 Average Size of Farm (acres)	253					36
2007 Value of Land & Bldgs (avg/acre)	\$3,005					83
2007 Cropland (acres)	165,499					32
2007 Harvested Cropland (acres)	155,339					36
2007 Pastureland, all types (acres)	16,470					14
2007 Woodland (acres)	24,695					6

						<u>RANK</u>
2008 Cash Receipts	\$246,530,000					6
Crop Receipts	\$75,316,000					46
Livestock Receipts	\$171,214,000					2
2008 Other Income	\$12,664,000					7
Government Payments	\$5,364,000					12
Imputed Income	\$7,300,000					8
2008 Total Income	\$150,204,000					16
Less: Expenses	\$132,038,000					12
Realized Net Income	\$18,166,000					41

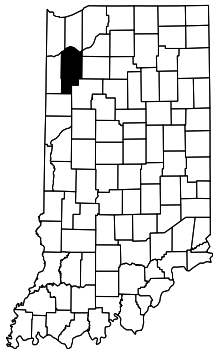


**Jackson
County**

<u>2009 CROPS</u>	<u>PLTD</u>	<u>HARV</u>	<u>YLD</u>	<u>UNIT</u>	<u>PROD</u>	<u>RANK</u>
Corn	57,500	55,500	164	Bu	9,100,000	51
Soybeans	72,100	71,100	42.5	Bu	3,031,600	45
Wheat	6,900	6,010	57.0	Bu	342,500	27
Alfalfa Hay	---	2,200	3.55	Ton	7,800	52
Other Hay	---	7,600	1.55	Ton	11,700	17
Popcorn	---	---	---	Lbs	---	---

<u>LIVESTOCK</u>	<u>NUMBER HEAD</u>	<u>RANK</u>
Jan 2010 All Cattle	15,400	14
Beef Cows	4,200	14
Milk Cows	2,000	18
2007 All Hogs	48,426	26
2007 All Sheep	471	46
2007 Chickens	*	*
2007 Turkeys	*	*

COUNTY HIGHLIGHTS



Jasper County

		RANK				RANK			
2007 Census Population	32,222	53	2008 Cash Receipts	\$367,694,000	1				
2007 Total Land Area (acres)	358,156	3	Crop Receipts	\$208,077,000	1				
2007 Number of Farms	734	30	Livestock Receipts	\$159,617,000	4				
2007 Land in Farms (acres)	340,339	1	2008 Other Income	\$12,091,000	9				
2007 Average Size of Farm (acres)	464	6	Government Payments	\$6,490,000	3				
2007 Value of Land & Bldgs (avg/acre)	\$3,344	63	Imputed Income	\$5,601,000	21				
2007 Cropland (acres)	315,634	1	2008 Total Income	\$203,969,000	5				
2007 Harvested Cropland (acres)	305,041	1	Less: Expenses	\$149,457,000	7				
2007 Pastureland, all types (acres)	12,945	26	Realized Net Income	\$54,512,000	1				
2007 Woodland (acres)	10,997	35							
2009 CROPS	PLTD	HARV	YLD	UNIT	PROD	RANK	LIVESTOCK	NUMBER HEAD	RANK
Corn	156,000	141,800	160	Bu	22,750,000	3	Jan 2010 All Cattle	40,100	2
Soybeans	99,900	99,900	45.5	Bu	4,559,800	16	Beef Cows	1,700	49
Wheat	*	*	*	Bu	*	*	Milk Cows	23,300	1
Alfalfa Hay	---	*	*	Ton	*	*	2007 All Hogs	81,376	12
Other Hay	---	1,200	1.60	Ton	1,900	71	2007 All Sheep	311	58
Popcorn	---	2,207	---	Lbs	9,301,664	3	2007 Chickens	666	47
							2007 Turkeys	44	21



Jay County

		RANK				RANK			
2007 Census Population	21,474	69	2008 Cash Receipts	\$232,714,000	10				
2007 Total Land Area (acres)	245,686	55	Crop Receipts	\$78,734,000	45				
2007 Number of Farms	881	12	Livestock Receipts	\$153,980,000	5				
2007 Land in Farms (acres)	197,225	27	2008 Other Income	\$7,685,000	40				
2007 Average Size of Farm (acres)	224	52	Government Payments	\$4,282,000	34				
2007 Value of Land & Bldgs (avg/acre)	\$3,975	17	Imputed Income	\$3,403,000	48				
2007 Cropland (acres)	176,787	27	2008 Total Income	\$151,281,000	14				
2007 Harvested Cropland (acres)	169,583	28	Less: Expenses	\$111,161,000	20				
2007 Pastureland, all types (acres)	5,496	74	Realized Net Income	\$40,120,000	7				
2007 Woodland (acres)	10,334	41							
2009 CROPS	PLTD	HARV	YLD	UNIT	PROD	RANK	LIVESTOCK	NUMBER HEAD	RANK
Corn	69,500	67,500	153	Bu	10,360,000	41	Jan 2010 All Cattle	11,400	25
Soybeans	91,300	91,300	47.0	Bu	4,309,800	18	Beef Cows	1,500	58
Wheat	13,100	12,800	70.5	Bu	903,600	6	Milk Cows	1,900	22
Alfalfa Hay	---	3,400	3.15	Ton	10,700	38	2007 All Hogs	139,000	7
Other Hay	---	1,600	1.95	Ton	3,100	51	2007 All Sheep	697	26
Popcorn	---	*	---	Lbs	*	*	2007 Chickens	2,646,411	1
							2007 Turkeys	341,760	5



Jefferson County

		RANK				RANK			
2007 Census Population	32,591	51	2008 Cash Receipts	\$32,475,000	81				
2007 Total Land Area (acres)	230,867	69	Crop Receipts	\$22,910,000	79				
2007 Number of Farms	694	36	Livestock Receipts	\$9,565,000	69				
2007 Land in Farms (acres)	102,514	73	2008 Other Income	\$7,610,000	42				
2007 Average Size of Farm (acres)	148	78	Government Payments	\$2,357,000	69				
2007 Value of Land & Bldgs (avg/acre)	\$3,405	59	Imputed Income	\$5,253,000	25				
2007 Cropland (acres)	67,070	76	2008 Total Income	\$30,019,000	82				
2007 Harvested Cropland (acres)	60,536	76	Less: Expenses	\$28,034,000	81				
2007 Pastureland, all types (acres)	19,814	10	Realized Net Income	\$1,985,000	82				
2007 Woodland (acres)	18,662	16							
2009 CROPS	PLTD	HARV	YLD	UNIT	PROD	RANK	LIVESTOCK	NUMBER HEAD	RANK
Corn	*	*	*	Bu	*	*	Jan 2010 All Cattle	10,600	28
Soybeans	36,500	36,400	34.0	Bu	1,241,100	77	Beef Cows	4,400	13
Wheat	*	*	*	Bu	*	*	Milk Cows	*	*
Alfalfa Hay	---	2,500	4.10	Ton	10,200	41	2007 All Hogs	*	*
Other Hay	---	10,700	2.00	Ton	21,200	8	2007 All Sheep	362	53
Popcorn	---	*	---	Lbs	*	*	2007 Chickens	769	41
							2007 Turkeys	*	*

COUNTY HIGHLIGHTS

						<u>RANK</u>
2007 Census Population	28,077					55
2007 Total Land Area (acres)	241,011					60
2007 Number of Farms	613					51
2007 Land in Farms (acres)	138,331					61
2007 Average Size of Farm (acres)	226					51
2007 Value of Land & Bldgs (avg/acre)	\$3,189					70
2007 Cropland (acres)	105,121					65
2007 Harvested Cropland (acres)	94,253					66
2007 Pastureland, all types (acres)	15,114					20
2007 Woodland (acres)	21,271					12

			<u>RANK</u>
2008 Cash Receipts	\$75,455,000		63
Crop Receipts	\$46,930,000		66
Livestock Receipts	\$28,525,000		38
2008 Other Income	\$6,718,000		51
Government Payments	\$3,094,000		55
Imputed Income	\$3,624,000		42
2008 Total Income	\$75,310,000		58
Less: Expenses	\$64,764,000		57
Realized Net Income	\$10,546,000		60



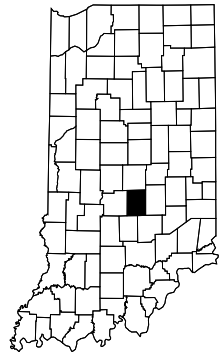
**Jennings
County**

<u>2009 CROPS</u>	<u>PLTD</u>	<u>HARV</u>	<u>YLD</u>	<u>UNIT</u>	<u>PROD</u>	<u>RANK</u>
Corn	42,000	41,000	167	Bu	6,840,000	64
Soybeans	43,300	43,200	44.5	Bu	1,926,900	64
Wheat	1,900	1,780	50.5	Bu	90,200	76
Alfalfa Hay	---	1,300	3.70	Ton	4,800	68
Other Hay	---	4,700	2.70	Ton	12,600	15
Popcorn	---	---	---	Lbs	---	---

<u>LIVESTOCK</u>	<u>NUMBER HEAD</u>	<u>RANK</u>
Jan 2010 All Cattle	9,400	33
Beef Cows	3,900	15
Milk Cows	*	*
2007 All Hogs	6,582	64
2007 All Sheep	146	79
2007 Chickens	*	*
2007 Turkeys	24	28

						<u>RANK</u>
2007 Census Population	136,032					10
2007 Total Land Area (acres)	205,083					75
2007 Number of Farms	585					56
2007 Land in Farms (acres)	142,181					60
2007 Average Size of Farm (acres)	243					41
2007 Value of Land & Bldgs (avg/acre)	\$4,453					6
2007 Cropland (acres)	128,885					55
2007 Harvested Cropland (acres)	126,121					48
2007 Pastureland, all types (acres)	5,671					72
2007 Woodland (acres)	6,238					67

			<u>RANK</u>
2008 Cash Receipts	\$95,957,000		49
Crop Receipts	\$82,067,000		41
Livestock Receipts	\$13,890,000		59
2008 Other Income	\$6,579,000		54
Government Payments	\$2,730,000		60
Imputed Income	\$3,849,000		38
2008 Total Income	\$60,154,000		65
Less: Expenses	\$60,051,000		61
Realized Net Income	\$103,000		89



**Johnson
County**

<u>2009 CROPS</u>	<u>PLTD</u>	<u>HARV</u>	<u>YLD</u>	<u>UNIT</u>	<u>PROD</u>	<u>RANK</u>
Corn	52,000	51,600	167	Bu	8,620,000	54
Soybeans	44,300	44,200	53.0	Bu	2,335,400	57
Wheat	3,100	3,070	69.5	Bu	213,500	44
Alfalfa Hay	---	2,300	4.60	Ton	10,600	39
Other Hay	---	2,000	1.95	Ton	3,900	39
Popcorn	---	*	---	Lbs	*	*

<u>LIVESTOCK</u>	<u>NUMBER HEAD</u>	<u>RANK</u>
Jan 2010 All Cattle	7,000	46
Beef Cows	1,800	44
Milk Cows	*	*
2007 All Hogs	15,080	51
2007 All Sheep	582	35
2007 Chickens	719	45
2007 Turkeys	21	30

						<u>RANK</u>
2007 Census Population	37,982					38
2007 Total Land Area (acres)	330,192					6
2007 Number of Farms	568					60
2007 Land in Farms (acres)	327,267					2
2007 Average Size of Farm (acres)	576					2
2007 Value of Land & Bldgs (avg/acre)	\$3,457					54
2007 Cropland (acres)	308,052					2
2007 Harvested Cropland (acres)	302,606					2
2007 Pastureland, all types (acres)	7,202					53
2007 Woodland (acres)	9,768					49

			<u>RANK</u>
2008 Cash Receipts	\$247,337,000		5
Crop Receipts	\$206,376,000		2
Livestock Receipts	\$40,961,000		31
2008 Other Income	\$16,735,000		1
Government Payments	\$6,961,000		2
Imputed Income	\$9,774,000		2
2008 Total Income	\$194,140,000		7
Less: Expenses	\$156,886,000		6
Realized Net Income	\$37,254,000		9



**Knox
County**

<u>2009 CROPS</u>	<u>PLTD</u>	<u>HARV</u>	<u>YLD</u>	<u>UNIT</u>	<u>PROD</u>	<u>RANK</u>
Corn	111,000	108,100	167	Bu	18,100,000	9
Soybeans	123,500	123,100	48.5	Bu	5,952,800	2
Wheat	20,000	19,500	57.5	Bu	1,122,300	4
Alfalfa Hay	---	1,500	3.60	Ton	5,400	67
Other Hay	---	3,500	1.70	Ton	6,000	28
Popcorn	---	*	---	Lbs	*	*

<u>LIVESTOCK</u>	<u>NUMBER HEAD</u>	<u>RANK</u>
Jan 2010 All Cattle	6,800	50
Beef Cows	2,300	37
Milk Cows	*	*
2007 All Hogs	63,644	19
2007 All Sheep	111	83
2007 Chickens	306	68
2007 Turkeys	220,800	6

COUNTY HIGHLIGHTS



Kosciusko County

		<u>RANK</u>				<u>RANK</u>			
2007 Census Population	76,073	19		2008 Cash Receipts	\$231,448,000	12			
2007 Total Land Area (acres)	340,094	5		Crop Receipts	\$102,150,000	26			
2007 Number of Farms	1,235	5		Livestock Receipts	\$129,298,000	9			
2007 Land in Farms (acres)	251,340	9		2008 Other Income	\$11,021,000	15			
2007 Average Size of Farm (acres)	204	63		Government Payments	\$4,978,000	18			
				Imputed Income	\$6,043,000	19			
2007 Value of Land & Bldgs (avg/acre)	\$3,730	31		2008 Total Income	\$237,673,000	1			
2007 Cropland (acres)	218,735	9		Less: Expenses	\$189,892,000	2			
2007 Harvested Cropland (acres)	206,358	10		Realized Net Income	\$47,781,000	2			
2007 Pastureland, all types (acres)	12,308	28							
2007 Woodland (acres)	14,225	19							
<u>2009 CROPS</u>	<u>PLTD</u>	<u>HARV</u>	<u>YLD</u>	<u>UNIT</u>	<u>PROD</u>	<u>RANK</u>	<u>LIVESTOCK</u>	<u>NUMBER HEAD</u>	<u>RANK</u>
Corn	106,000	100,800	160	Bu	16,120,000	16	Jan 2010 All Cattle	22,700	6
Soybeans	83,500	83,400	47.0	Bu	3,930,700	25	Beef Cows	2,800	27
Wheat	5,500	2,940	71.5	Bu	209,500	47	Milk Cows	3,700	9
Alfalfa Hay	---	7,700	4.45	Ton	34,400	4	2007 All Hogs	65,269	18
Other Hay	---	2,200	2.55	Ton	5,600	29	2007 All Sheep	918	15
Popcorn	---	*	---	Lbs	*	*	2007 Chickens	*	*
							2007 Turkeys	80	14



Lagrange County

		<u>RANK</u>				<u>RANK</u>			
2007 Census Population	36,926	42		2008 Cash Receipts	\$175,157,000	22			
2007 Total Land Area (acres)	242,966	59		Crop Receipts	\$52,391,000	61			
2007 Number of Farms	1,507	3		Livestock Receipts	\$122,766,000	11			
2007 Land in Farms (acres)	161,709	51		2008 Other Income	\$9,058,000	27			
2007 Average Size of Farm (acres)	107	88		Government Payments	\$2,118,000	74			
				Imputed Income	\$6,940,000	11			
2007 Value of Land & Bldgs (avg/acre)	\$5,093	3		2008 Total Income	\$160,701,000	12			
2007 Cropland (acres)	127,142	56		Less: Expenses	\$137,926,000	9			
2007 Harvested Cropland (acres)	111,950	58		Realized Net Income	\$22,775,000	31			
2007 Pastureland, all types (acres)	28,286	5							
2007 Woodland (acres)	11,176	34							
<u>2009 CROPS</u>	<u>PLTD</u>	<u>HARV</u>	<u>YLD</u>	<u>UNIT</u>	<u>PROD</u>	<u>RANK</u>	<u>LIVESTOCK</u>	<u>NUMBER HEAD</u>	<u>RANK</u>
Corn	47,400	42,200	136	Bu	5,720,000	71	Jan 2010 All Cattle	38,000	3
Soybeans	32,500	32,400	41.5	Bu	1,347,200	73	Beef Cows	*	92
Wheat	3,500	3,180	67.5	Bu	214,700	43	Milk Cows	10,300	4
Alfalfa Hay	---	17,800	3.60	Ton	63,700	1	2007 All Hogs	26,296	40
Other Hay	---	1,700	2.60	Ton	4,400	36	2007 All Sheep	856	17
Popcorn	---	*	---	Lbs	*	*	2007 Chickens	126,726	6
							2007 Turkeys	70	16



Lake County

		<u>RANK</u>				<u>RANK</u>			
2007 Census Population	491,238	2		2008 Cash Receipts	\$79,484,000	58			
2007 Total Land Area (acres)	317,990	12		Crop Receipts	\$73,374,000	48			
2007 Number of Farms	441	72		Livestock Receipts	\$6,110,000	75			
2007 Land in Farms (acres)	128,439	65		2008 Other Income	\$7,961,000	38			
2007 Average Size of Farm (acres)	291	27		Government Payments	\$3,111,000	53			
				Imputed Income	\$4,850,000	28			
2007 Value of Land & Bldgs (avg/acre)	\$3,961	18		2008 Total Income	\$80,145,000	56			
2007 Cropland (acres)	121,424	57		Less: Expenses	\$67,760,000	53			
2007 Harvested Cropland (acres)	118,297	54		Realized Net Income	\$12,385,000	54			
2007 Pastureland, all types (acres)	2,118	90							
2007 Woodland (acres)	1,832	90							
<u>2009 CROPS</u>	<u>PLTD</u>	<u>HARV</u>	<u>YLD</u>	<u>UNIT</u>	<u>PROD</u>	<u>RANK</u>	<u>LIVESTOCK</u>	<u>NUMBER HEAD</u>	<u>RANK</u>
Corn	62,000	61,300	162	Bu	9,910,000	46	Jan 2010 All Cattle	*	*
Soybeans	48,700	48,700	45.0	Bu	2,183,800	58	Beef Cows	500	85
Wheat	2,900	2,780	65.5	Bu	182,700	56	Milk Cows	*	*
Alfalfa Hay	---	*	*	Ton	*	*	2007 All Hogs	*	*
Other Hay	---	1,200	1.50	Ton	1,800	72	2007 All Sheep	168	74
Popcorn	---	---	---	Lbs	---	---	2007 Chickens	349	62
							2007 Turkeys	---	---

COUNTY HIGHLIGHTS

		<u>RANK</u>
2007 Census Population	110,274	15
2007 Total Land Area (acres)	382,905	2
2007 Number of Farms	869	15
2007 Land in Farms (acres)	256,159	6
2007 Average Size of Farm (acres)	295	26
2007 Value of Land & Bldgs (avg/acre)	\$3,655	35
2007 Cropland (acres)	231,890	7
2007 Harvested Cropland (acres)	222,643	7
2007 Pastureland, all types (acres)	8,385	45
2007 Woodland (acres)	9,455	51

		<u>RANK</u>
2008 Cash Receipts	\$195,605,000	19
Crop Receipts	\$134,075,000	11
Livestock Receipts	\$61,530,000	19
2008 Other Income	\$13,427,000	4
Government Payments	\$5,130,000	17
Imputed Income	\$8,297,000	4
2008 Total Income	\$171,054,000	9
Less: Expenses	\$137,910,000	10
Realized Net Income	\$33,144,000	10



**LaPorte
County**

<u>2009 CROPS</u>	<u>PLTD</u>	<u>HARV</u>	<u>YLD</u>	<u>UNIT</u>	<u>PROD</u>	<u>RANK</u>
Corn	108,000	101,600	154	Bu	15,690,000	17
Soybeans	82,100	82,100	45.5	Bu	3,755,900	32
Wheat	10,700	9,270	71.5	Bu	661,700	10
Alfalfa Hay	---	5,800	4.45	Ton	25,700	10
Other Hay	---	*	*	Ton	*	*
Popcorn	---	*	---	Lbs	*	*

<u>LIVESTOCK</u>	<u>NUMBER HEAD</u>	<u>RANK</u>
Jan 2010 All Cattle	15,100	15
Beef Cows	1,500	59
Milk Cows	4,700	8
2007 All Hogs	67,514	17
2007 All Sheep	528	41
2007 Chickens	851	37
2007 Turkeys	*	*

		<u>RANK</u>
2007 Census Population	45,985	32
2007 Total Land Area (acres)	287,216	20
2007 Number of Farms	820	21
2007 Land in Farms (acres)	134,637	63
2007 Average Size of Farm (acres)	164	72
2007 Value of Land & Bldgs (avg/acre)	\$2,803	89
2007 Cropland (acres)	68,084	74
2007 Harvested Cropland (acres)	51,781	79
2007 Pastureland, all types (acres)	43,534	1
2007 Woodland (acres)	32,131	3

		<u>RANK</u>
2008 Cash Receipts	\$34,236,000	80
Crop Receipts	\$20,294,000	82
Livestock Receipts	\$13,942,000	58
2008 Other Income	\$4,987,000	74
Government Payments	\$2,431,000	68
Imputed Income	\$2,556,000	64
2008 Total Income	\$32,461,000	80
Less: Expenses	\$27,898,000	82
Realized Net Income	\$4,563,000	71



**Lawrence
County**

<u>2009 CROPS</u>	<u>PLTD</u>	<u>HARV</u>	<u>YLD</u>	<u>UNIT</u>	<u>PROD</u>	<u>RANK</u>
Corn	17,000	16,700	164	Bu	2,740,000	78
Soybeans	22,800	22,400	46.0	Bu	1,024,800	80
Wheat	1,400	1,100	49.5	Bu	54,500	81
Alfalfa Hay	---	6,200	2.75	Ton	17,200	18
Other Hay	---	12,800	2.00	Ton	25,700	5
Popcorn	---	---	---	Lbs	---	---

<u>LIVESTOCK</u>	<u>NUMBER HEAD</u>	<u>RANK</u>
Jan 2010 All Cattle	21,000	8
Beef Cows	9,500	2
Milk Cows	*	*
2007 All Hogs	*	*
2007 All Sheep	267	64
2007 Chickens	966	29
2007 Turkeys	*	*

		<u>RANK</u>
2007 Census Population	131,157	12
2007 Total Land Area (acres)	289,226	19
2007 Number of Farms	870	14
2007 Land in Farms (acres)	217,355	16
2007 Average Size of Farm (acres)	250	38
2007 Value of Land & Bldgs (avg/acre)	\$3,736	30
2007 Cropland (acres)	204,074	15
2007 Harvested Cropland (acres)	200,006	15
2007 Pastureland, all types (acres)	6,922	57
2007 Woodland (acres)	5,227	73

		<u>RANK</u>
2008 Cash Receipts	\$155,955,000	26
Crop Receipts	\$138,499,000	10
Livestock Receipts	\$17,456,000	53
2008 Other Income	\$8,061,000	37
Government Payments	\$4,541,000	26
Imputed Income	\$3,520,000	46
2008 Total Income	\$115,639,000	27
Less: Expenses	\$103,542,000	25
Realized Net Income	\$12,097,000	56

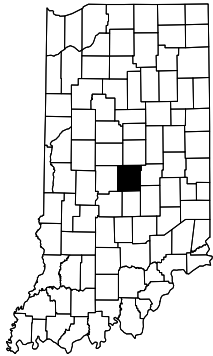


**Madison
County**

<u>2009 CROPS</u>	<u>PLTD</u>	<u>HARV</u>	<u>YLD</u>	<u>UNIT</u>	<u>PROD</u>	<u>RANK</u>
Corn	86,700	86,400	169	Bu	14,600,000	21
Soybeans	100,500	100,300	51.0	Bu	5,108,600	12
Wheat	3,100	2,800	74.0	Bu	206,900	49
Alfalfa Hay	---	2,500	3.80	Ton	9,500	43
Other Hay	---	1,700	2.20	Ton	3,700	45
Popcorn	---	*	---	Lbs	*	*

<u>LIVESTOCK</u>	<u>NUMBER HEAD</u>	<u>RANK</u>
Jan 2010 All Cattle	7,000	47
Beef Cows	2,000	40
Milk Cows	*	*
2007 All Hogs	14,220	53
2007 All Sheep	461	47
2007 Chickens	935	33
2007 Turkeys	11	44

COUNTY HIGHLIGHTS



Marion County

		<u>RANK</u>				<u>RANK</u>				
2007 Census Population	876,144	1		2008 Cash Receipts	\$24,977,000	83				
2007 Total Land Area (acres)	253,680	46		Crop Receipts	\$15,070,000	84				
2007 Number of Farms	263	88		Livestock Receipts	\$9,907,000	65				
2007 Land in Farms (acres)	17,233	91		2008 Other Income	\$1,786,000	87				
2007 Average Size of Farm (acres)	66	92		Government Payments	\$338,000	89				
				Imputed Income	\$1,448,000	83				
2007 Value of Land & Bldgs (avg/acre)	\$5,873	1		2008 Total Income	\$41,635,000	72				
2007 Cropland (acres)	14,233	89		Less: Expenses	\$41,832,000	69				
2007 Harvested Cropland (acres)	13,224	88		Realized Net Income	\$-197,000	91				
2007 Pastureland, all types (acres)	1,567	92								
2007 Woodland (acres)	773	91								
<u>2009 CROPS</u>		<u>PLTD</u>	<u>HARV</u>	<u>YLD</u>	<u>UNIT</u>	<u>PROD</u>	<u>RANK</u>	<u>LIVESTOCK</u>	<u>NUMBER HEAD</u>	<u>RANK</u>
Corn	6,000	5,800	169	Bu	980,000	86	Jan 2010 All Cattle	*	*	
Soybeans	7,400	7,400	47.5	Bu	350,800	87	Beef Cows	300	88	
Wheat	*	*	*	Bu	*	*	Milk Cows	*	*	
Alfalfa Hay	---	*	*	Ton	*	*	2007 All Hogs	172	77	
Other Hay	---	*	*	Ton	*	*	2007 All Sheep	200	69	
Popcorn	---	---	---	Lbs	---	---	2007 Chickens	133	71	
							2007 Turkeys	*	*	



Marshall County

		<u>RANK</u>				<u>RANK</u>				
2007 Census Population	46,546	31		2008 Cash Receipts	\$120,043,000	40				
2007 Total Land Area (acres)	283,923	24		Crop Receipts	\$80,684,000	42				
2007 Number of Farms	866	17		Livestock Receipts	\$39,359,000	32				
2007 Land in Farms (acres)	179,016	36		2008 Other Income	\$5,944,000	61				
2007 Average Size of Farm (acres)	207	60		Government Payments	\$3,937,000	40				
				Imputed Income	\$2,007,000	77				
2007 Value of Land & Bldgs (avg/acre)	\$3,556	47		2008 Total Income	\$111,610,000	30				
2007 Cropland (acres)	155,981	41		Less: Expenses	\$86,994,000	33				
2007 Harvested Cropland (acres)	148,289	41		Realized Net Income	\$24,616,000	21				
2007 Pastureland, all types (acres)	8,660	44								
2007 Woodland (acres)	12,021	27								
<u>2009 CROPS</u>		<u>PLTD</u>	<u>HARV</u>	<u>YLD</u>	<u>UNIT</u>	<u>PROD</u>	<u>RANK</u>	<u>LIVESTOCK</u>	<u>NUMBER HEAD</u>	<u>RANK</u>
Corn	87,000	80,700	155	Bu	12,500,000	34	Jan 2010 All Cattle	18,900	10	
Soybeans	68,400	68,200	43.0	Bu	2,948,200	48	Beef Cows	2,600	30	
Wheat	4,000	3,900	67.5	Bu	262,500	37	Milk Cows	7,700	6	
Alfalfa Hay	---	8,000	3.75	Ton	29,800	6	2007 All Hogs	9,346	61	
Other Hay	---	1,100	1.80	Ton	2,000	68	2007 All Sheep	1,297	7	
Popcorn	---	1,243	---	Lbs	5,070,255	9	2007 Chickens	1,873	15	
							2007 Turkeys	26	27	



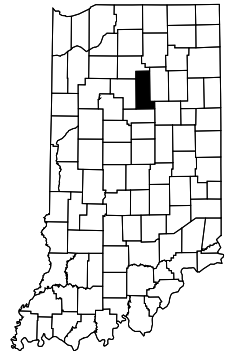
Martin County

		<u>RANK</u>				<u>RANK</u>				
2007 Census Population	10,036	87		2008 Cash Receipts	\$70,945,000	65				
2007 Total Land Area (acres)	214,682	73		Crop Receipts	\$20,462,000	81				
2007 Number of Farms	278	87		Livestock Receipts	\$50,483,000	24				
2007 Land in Farms (acres)	61,331	85		2008 Other Income	\$3,065,000	82				
2007 Average Size of Farm (acres)	221	56		Government Payments	\$772,000	84				
				Imputed Income	\$2,293,000	73				
2007 Value of Land & Bldgs (avg/acre)	\$3,231	68		2008 Total Income	\$39,079,000	75				
2007 Cropland (acres)	40,235	83		Less: Expenses	\$30,002,000	78				
2007 Harvested Cropland (acres)	36,794	83		Realized Net Income	\$9,077,000	64				
2007 Pastureland, all types (acres)	10,639	34								
2007 Woodland (acres)	11,873	29								
<u>2009 CROPS</u>		<u>PLTD</u>	<u>HARV</u>	<u>YLD</u>	<u>UNIT</u>	<u>PROD</u>	<u>RANK</u>	<u>LIVESTOCK</u>	<u>NUMBER HEAD</u>	<u>RANK</u>
Corn	16,000	15,600	172	Bu	2,680,000	79	Jan 2010 All Cattle	6,700	53	
Soybeans	12,900	12,600	48.5	Bu	611,400	83	Beef Cows	3,100	21	
Wheat	*	*	*	Bu	*	*	Milk Cows	*	*	
Alfalfa Hay	---	600	2.50	Ton	1,500	88	2007 All Hogs	33,893	35	
Other Hay	---	4,800	2.05	Ton	9,800	20	2007 All Sheep	201	68	
Popcorn	---	---	---	Lbs	---	---	2007 Chickens	*	*	
							2007 Turkeys	558,100	3	

COUNTY HIGHLIGHTS

		<u>RANK</u>
2007 Census Population	36,642	44
2007 Total Land Area (acres)	239,259	61
2007 Number of Farms	682	39
2007 Land in Farms (acres)	178,030	38
2007 Average Size of Farm (acres)	261	34
2007 Value of Land & Bldgs (avg/acre)	\$3,352	62
2007 Cropland (acres)	156,275	40
2007 Harvested Cropland (acres)	149,226	40
2007 Pastureland, all types (acres)	8,317	47
2007 Woodland (acres)	10,338	40

		<u>RANK</u>
2008 Cash Receipts	\$154,017,000	28
Crop Receipts	\$84,322,000	40
Livestock Receipts	\$69,695,000	18
2008 Other Income	\$7,250,000	46
Government Payments	\$4,157,000	36
Imputed Income	\$3,093,000	54
2008 Total Income	\$104,702,000	37
Less: Expenses	\$92,967,000	30
Realized Net Income	\$11,735,000	57



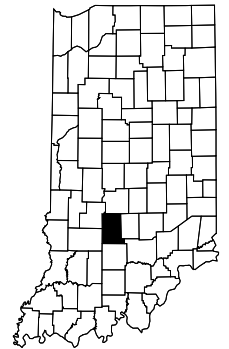
**Miami
County**

<u>2009 CROPS</u>	<u>PLTD</u>	<u>HARV</u>	<u>YLD</u>	<u>UNIT</u>	<u>PROD</u>	<u>RANK</u>
Corn	66,000	62,800	164	Bu	10,300,000	42
Soybeans	80,300	80,100	48.5	Bu	3,868,600	28
Wheat	7,800	7,800	77.5	Bu	603,000	13
Alfalfa Hay	---	3,200	3.90	Ton	12,500	27
Other Hay	---	900	1.90	Ton	1,700	74
Popcorn	---	2,128	---	Lbs	8,529,442	5

<u>LIVESTOCK</u>	<u>NUMBER HEAD</u>	<u>RANK</u>
Jan 2010 All Cattle	8,900	35
Beef Cows	1,600	53
Milk Cows	2,000	19
2007 All Hogs	112,389	10
2007 All Sheep	142	80
2007 Chickens	1,070	26
2007 Turkeys	23	29

		<u>RANK</u>
2007 Census Population	127,625	13
2007 Total Land Area (acres)	252,360	49
2007 Number of Farms	481	67
2007 Land in Farms (acres)	53,538	86
2007 Average Size of Farm (acres)	111	87
2007 Value of Land & Bldgs (avg/acre)	\$3,641	37
2007 Cropland (acres)	27,096	86
2007 Harvested Cropland (acres)	22,747	86
2007 Pastureland, all types (acres)	15,434	18
2007 Woodland (acres)	11,959	28

		<u>RANK</u>
2008 Cash Receipts	\$14,874,000	87
Crop Receipts	\$12,952,000	85
Livestock Receipts	\$1,922,000	87
2008 Other Income	\$2,442,000	84
Government Payments	\$542,000	87
Imputed Income	\$1,900,000	79
2008 Total Income	\$14,528,000	86
Less: Expenses	\$12,170,000	87
Realized Net Income	\$2,358,000	80



**Monroe
County**

<u>2009 CROPS</u>	<u>PLTD</u>	<u>HARV</u>	<u>YLD</u>	<u>UNIT</u>	<u>PROD</u>	<u>RANK</u>
Corn	6,000	5,700	154	Bu	880,000	87
Soybeans	7,200	7,100	45.5	Bu	322,200	88
Wheat	*	*	*	Bu	*	*
Alfalfa Hay	---	4,100	2.70	Ton	11,100	34
Other Hay	---	9,000	1.95	Ton	17,500	10
Popcorn	---	---	---	Lbs	---	---

<u>LIVESTOCK</u>	<u>NUMBER HEAD</u>	<u>RANK</u>
Jan 2010 All Cattle	8,200	41
Beef Cows	4,500	12
Milk Cows	*	*
2007 All Hogs	131	78
2007 All Sheep	287	62
2007 Chickens	459	57
2007 Turkeys	41	22

		<u>RANK</u>
2007 Census Population	37,751	39
2007 Total Land Area (acres)	322,952	10
2007 Number of Farms	745	29
2007 Land in Farms (acres)	301,279	4
2007 Average Size of Farm (acres)	404	10
2007 Value of Land & Bldgs (avg/acre)	\$3,755	29
2007 Cropland (acres)	271,147	4
2007 Harvested Cropland (acres)	265,408	4
2007 Pastureland, all types (acres)	10,129	37
2007 Woodland (acres)	15,830	18

		<u>RANK</u>
2008 Cash Receipts	\$226,153,000	13
Crop Receipts	\$171,159,000	5
Livestock Receipts	\$54,994,000	21
2008 Other Income	\$14,412,000	3
Government Payments	\$7,867,000	1
Imputed Income	\$6,545,000	16
2008 Total Income	\$153,525,000	13
Less: Expenses	\$129,634,000	14
Realized Net Income	\$23,891,000	25



**Montgomery
County**

<u>2009 CROPS</u>	<u>PLTD</u>	<u>HARV</u>	<u>YLD</u>	<u>UNIT</u>	<u>PROD</u>	<u>RANK</u>
Corn	116,000	115,100	192	Bu	22,090,000	4
Soybeans	114,000	113,600	55.0	Bu	6,241,800	1
Wheat	2,400	2,380	74.0	Bu	176,700	57
Alfalfa Hay	---	*	*	Ton	*	*
Other Hay	---	1,400	2.55	Ton	3,600	47
Popcorn	---	*	---	Lbs	*	*

<u>LIVESTOCK</u>	<u>NUMBER HEAD</u>	<u>RANK</u>
Jan 2010 All Cattle	6,500	54
Beef Cows	3,000	22
Milk Cows	*	*
2007 All Hogs	120,445	9
2007 All Sheep	1,324	6
2007 Chickens	2,726	12
2007 Turkeys	29,705	11

COUNTY HIGHLIGHTS



Morgan County

		<u>RANK</u>				<u>RANK</u>			
2007 Census Population	69,755	22		2008 Cash Receipts	\$78,909,000	60			
2007 Total Land Area (acres)	258,540	41		Crop Receipts	\$69,022,000	51			
2007 Number of Farms	642	44		Livestock Receipts	\$9,887,000	66			
2007 Land in Farms (acres)	114,136	70		2008 Other Income	\$5,262,000	70			
2007 Average Size of Farm (acres)	178	68		Government Payments	\$2,509,000	67			
				Imputed Income	\$2,753,000	60			
2007 Value of Land & Bldgs (avg/acre)	\$3,907	22		2008 Total Income	\$54,630,000	67			
2007 Cropland (acres)	92,985	68		Less: Expenses	\$49,759,000	66			
2007 Harvested Cropland (acres)	88,863	67		Realized Net Income	\$4,871,000	70			
2007 Pastureland, all types (acres)	11,201	32							
2007 Woodland (acres)	9,474	50							
<u>2009 CROPS</u>	<u>PLTD</u>	<u>HARV</u>	<u>YLD</u>	<u>UNIT</u>	<u>PROD</u>	<u>RANK</u>	<u>LIVESTOCK</u>	<u>NUMBER HEAD</u>	<u>RANK</u>
Corn	50,000	49,300	175	Bu	8,640,000	53	Jan 2010 All Cattle	7,400	44
Soybeans	41,100	40,900	51.0	Bu	2,093,300	61	Beef Cows	2,900	25
Wheat	*	*	*	Bu	*	*	Milk Cows	*	*
Alfalfa Hay	---	*	*	Ton	*	*	2007 All Hogs	5,180	67
Other Hay	---	3,000	2.30	Ton	6,900	26	2007 All Sheep	731	24
Popcorn	---	---	---	Lbs	---	---	2007 Chickens	1,160	25
							2007 Turkeys	33	23



Newton County

		<u>RANK</u>				<u>RANK</u>			
2007 Census Population	14,004	82		2008 Cash Receipts	\$235,403,000	9			
2007 Total Land Area (acres)	257,132	44		Crop Receipts	\$112,270,000	20			
2007 Number of Farms	434	74		Livestock Receipts	\$123,133,000	10			
2007 Land in Farms (acres)	190,432	31		2008 Other Income	\$7,334,000	45			
2007 Average Size of Farm (acres)	439	8		Government Payments	\$5,162,000	15			
				Imputed Income	\$2,172,000	74			
2007 Value of Land & Bldgs (avg/acre)	\$3,609	40		2008 Total Income	\$145,039,000	18			
2007 Cropland (acres)	176,285	28		Less: Expenses	\$117,091,000	17			
2007 Harvested Cropland (acres)	170,665	26		Realized Net Income	\$27,948,000	18			
2007 Pastureland, all types (acres)	6,081	69							
2007 Woodland (acres)	5,392	71							
<u>2009 CROPS</u>	<u>PLTD</u>	<u>HARV</u>	<u>YLD</u>	<u>UNIT</u>	<u>PROD</u>	<u>RANK</u>	<u>LIVESTOCK</u>	<u>NUMBER HEAD</u>	<u>RANK</u>
Corn	118,000	115,000	182	Bu	20,900,000	6	Jan 2010 All Cattle	17,600	11
Soybeans	67,300	67,300	48.5	Bu	3,266,600	40	Beef Cows	1,100	69
Wheat	*	*	*	Bu	*	*	Milk Cows	14,700	3
Alfalfa Hay	---	*	*	Ton	*	*	2007 All Hogs	31,176	37
Other Hay	---	*	*	Ton	*	*	2007 All Sheep	380	52
Popcorn	---	*	---	Lbs	*	*	2007 Chickens	*	*
							2007 Turkeys	3	48



Noble County

		<u>RANK</u>				<u>RANK</u>			
2007 Census Population	47,451	29		2008 Cash Receipts	\$97,167,000	47			
2007 Total Land Area (acres)	262,940	34		Crop Receipts	\$52,034,000	62			
2007 Number of Farms	1,196	6		Livestock Receipts	\$45,133,000	29			
2007 Land in Farms (acres)	159,860	53		2008 Other Income	\$6,945,000	50			
2007 Average Size of Farm (acres)	134	82		Government Payments	\$3,108,000	54			
				Imputed Income	\$3,837,000	39			
2007 Value of Land & Bldgs (avg/acre)	\$3,696	32		2008 Total Income	\$102,995,000	38			
2007 Cropland (acres)	130,149	54		Less: Expenses	\$81,140,000	39			
2007 Harvested Cropland (acres)	115,535	55		Realized Net Income	\$21,855,000	32			
2007 Pastureland, all types (acres)	11,357	29							
2007 Woodland (acres)	13,592	22							
<u>2009 CROPS</u>	<u>PLTD</u>	<u>HARV</u>	<u>YLD</u>	<u>UNIT</u>	<u>PROD</u>	<u>RANK</u>	<u>LIVESTOCK</u>	<u>NUMBER HEAD</u>	<u>RANK</u>
Corn	64,500	61,900	153	Bu	9,490,000	49	Jan 2010 All Cattle	15,900	13
Soybeans	55,700	55,600	47.5	Bu	2,635,900	51	Beef Cows	1,800	45
Wheat	4,800	4,730	66.5	Bu	314,100	29	Milk Cows	5,300	7
Alfalfa Hay	---	10,100	4.20	Ton	42,500	3	2007 All Hogs	55,403	21
Other Hay	---	1,700	2.00	Ton	3,400	49	2007 All Sheep	2,051	1
Popcorn	---	---	---	Lbs	---	---	2007 Chickens	42,268	9
							2007 Turkeys	*	*

COUNTY HIGHLIGHTS

		<u>RANK</u>
2007 Census Population	5,757	92
2007 Total Land Area (acres)	55,130	92
2007 Number of Farms	179	91
2007 Land in Farms (acres)	21,500	90
2007 Average Size of Farm (acres)	120	85
2007 Value of Land & Bldgs (avg/acre)	\$3,571	45
2007 Cropland (acres)	10,208	91
2007 Harvested Cropland (acres)	8,055	91
2007 Pastureland, all types (acres)	8,098	48
2007 Woodland (acres)	5,051	78

		<u>RANK</u>
2008 Cash Receipts	\$3,978,000	91
Crop Receipts	\$3,027,000	91
Livestock Receipts	\$951,000	90
2008 Other Income	\$1,336,000	90
Government Payments	\$295,000	90
Imputed Income	\$1,041,000	87
2008 Total Income	\$3,891,000	92
Less: Expenses	\$4,111,000	91
Realized Net Income	\$-220,000	92



**Ohio
County**

<u>2009 CROPS</u>	<u>PLTD</u>	<u>HARV</u>	<u>YLD</u>	<u>UNIT</u>	<u>PROD</u>	<u>RANK</u>
Corn	*	*	*	Bu	*	*
Soybeans	2,800	2,800	42.0	Bu	118,000	91
Wheat	*	*	*	Bu	*	*
Alfalfa Hay	---	*	*	Ton	*	*
Other Hay	---	3,500	1.55	Ton	5,500	31
Popcorn	---	---	---	Lbs	---	---

<u>LIVESTOCK</u>	<u>NUMBER HEAD</u>	<u>RANK</u>
Jan 2010 All Cattle	2,600	81
Beef Cows	1,300	64
Milk Cows	*	*
2007 All Hogs	5	81
2007 All Sheep	*	*
2007 Chickens	381	61
2007 Turkeys	*	*

		<u>RANK</u>
2007 Census Population	19,581	74
2007 Total Land Area (acres)	254,967	45
2007 Number of Farms	474	69
2007 Land in Farms (acres)	97,411	74
2007 Average Size of Farm (acres)	206	62
2007 Value of Land & Bldgs (avg/acre)	\$2,907	86
2007 Cropland (acres)	58,813	79
2007 Harvested Cropland (acres)	50,886	80
2007 Pastureland, all types (acres)	19,307	11
2007 Woodland (acres)	22,044	9

		<u>RANK</u>
2008 Cash Receipts	\$58,916,000	69
Crop Receipts	\$28,122,000	78
Livestock Receipts	\$30,794,000	35
2008 Other Income	\$5,213,000	71
Government Payments	\$2,088,000	75
Imputed Income	\$3,125,000	52
2008 Total Income	\$37,533,000	78
Less: Expenses	\$31,621,000	77
Realized Net Income	\$5,912,000	68



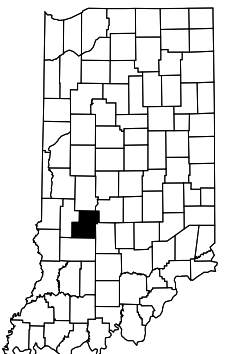
**Orange
County**

<u>2009 CROPS</u>	<u>PLTD</u>	<u>HARV</u>	<u>YLD</u>	<u>UNIT</u>	<u>PROD</u>	<u>RANK</u>
Corn	20,900	20,800	173	Bu	3,600,000	77
Soybeans	21,300	21,300	52.0	Bu	1,102,400	79
Wheat	*	*	*	Bu	*	*
Alfalfa Hay	---	1,700	3.60	Ton	6,100	62
Other Hay	---	9,400	2.00	Ton	19,000	9
Popcorn	---	---	---	Lbs	---	---

<u>LIVESTOCK</u>	<u>NUMBER HEAD</u>	<u>RANK</u>
Jan 2010 All Cattle	9,600	32
Beef Cows	4,900	8
Milk Cows	*	*
2007 All Hogs	*	*
2007 All Sheep	290	60
2007 Chickens	*	*
2007 Turkeys	*	*

		<u>RANK</u>
2007 Census Population	22,353	68
2007 Total Land Area (acres)	246,506	53
2007 Number of Farms	570	59
2007 Land in Farms (acres)	87,813	76
2007 Average Size of Farm (acres)	154	74
2007 Value of Land & Bldgs (avg/acre)	\$3,211	69
2007 Cropland (acres)	53,510	81
2007 Harvested Cropland (acres)	44,325	82
2007 Pastureland, all types (acres)	17,604	13
2007 Woodland (acres)	21,207	13

		<u>RANK</u>
2008 Cash Receipts	\$21,152,000	85
Crop Receipts	\$17,656,000	83
Livestock Receipts	\$3,496,000	82
2008 Other Income	\$3,595,000	80
Government Payments	\$1,264,000	81
Imputed Income	\$2,331,000	70
2008 Total Income	\$26,152,000	83
Less: Expenses	\$23,458,000	83
Realized Net Income	\$2,694,000	78

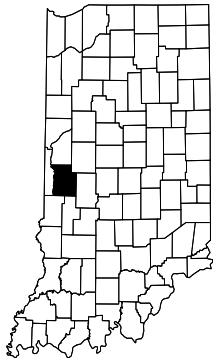


**Owen
County**

<u>2009 CROPS</u>	<u>PLTD</u>	<u>HARV</u>	<u>YLD</u>	<u>UNIT</u>	<u>PROD</u>	<u>RANK</u>
Corn	16,600	16,300	152	Bu	2,480,000	81
Soybeans	21,000	21,000	38.0	Bu	798,400	81
Wheat	2,600	2,550	54.5	Bu	138,800	67
Alfalfa Hay	---	2,400	2.95	Ton	7,100	55
Other Hay	---	7,300	1.60	Ton	11,600	18
Popcorn	---	---	---	Lbs	---	---

<u>LIVESTOCK</u>	<u>NUMBER HEAD</u>	<u>RANK</u>
Jan 2010 All Cattle	6,800	51
Beef Cows	3,000	23
Milk Cows	*	*
2007 All Hogs	4,143	69
2007 All Sheep	564	37
2007 Chickens	953	31
2007 Turkeys	12	40

COUNTY HIGHLIGHTS



Parke County

		<u>RANK</u>				<u>RANK</u>			
2007 Census Population	17,156	77	2008 Cash Receipts	\$76,060,000	61				
2007 Total Land Area (acres)	284,579	23	Crop Receipts	\$66,854,000	53				
2007 Number of Farms	477	68	Livestock Receipts	\$9,206,000	71				
2007 Land in Farms (acres)	177,343	40	2008 Other Income	\$6,130,000	58				
2007 Average Size of Farm (acres)	372	16	Government Payments	\$3,619,000	47				
			Imputed Income	\$2,511,000	65				
2007 Value of Land & Bldgs (avg/acre)	\$3,097	76	2008 Total Income	\$82,170,000	53				
2007 Cropland (acres)	131,647	52	Less: Expenses	\$65,423,000	55				
2007 Harvested Cropland (acres)	125,700	49	Realized Net Income	\$16,747,000	43				
2007 Pastureland, all types (acres)	14,734	23							
2007 Woodland (acres)	32,263	2							
<u>2009 CROPS</u>	<u>PLTD</u>	<u>HARV</u>	<u>YLD</u>	<u>UNIT</u>	<u>PROD</u>	<u>RANK</u>	<u>LIVESTOCK</u>	<u>NUMBER HEAD</u>	<u>RANK</u>
Corn	60,000	58,400	170	Bu	9,950,000	45	Jan 2010 All Cattle	8,800	36
Soybeans	62,500	62,400	45.0	Bu	2,818,200	50	Beef Cows	2,700	29
Wheat	3,000	2,670	65.0	Bu	173,400	60	Milk Cows	*	*
Alfalfa Hay	---	3,500	3.75	Ton	13,200	24	2007 All Hogs	2,098	72
Other Hay	---	2,000	1.95	Ton	3,900	40	2007 All Sheep	410	50
Popcorn	---	---	---	Lbs	---	---	2007 Chickens	1,335	19
							2007 Turkeys	21	31



Perry County

		<u>RANK</u>				<u>RANK</u>			
2007 Census Population	18,947	75	2008 Cash Receipts	\$31,669,000	82				
2007 Total Land Area (acres)	244,106	58	Crop Receipts	\$11,483,000	87				
2007 Number of Farms	425	75	Livestock Receipts	\$20,186,000	48				
2007 Land in Farms (acres)	70,409	82	2008 Other Income	\$1,558,000	89				
2007 Average Size of Farm (acres)	166	71	Government Payments	\$733,000	85				
			Imputed Income	\$825,000	90				
2007 Value of Land & Bldgs (avg/acre)	\$2,666	92	2008 Total Income	\$23,977,000	84				
2007 Cropland (acres)	35,963	84	Less: Expenses	\$19,718,000	84				
2007 Harvested Cropland (acres)	29,185	85	Realized Net Income	\$4,259,000	72				
2007 Pastureland, all types (acres)	16,380	15							
2007 Woodland (acres)	20,582	14							
<u>2009 CROPS</u>	<u>PLTD</u>	<u>HARV</u>	<u>YLD</u>	<u>UNIT</u>	<u>PROD</u>	<u>RANK</u>	<u>LIVESTOCK</u>	<u>NUMBER HEAD</u>	<u>RANK</u>
Corn	9,000	8,700	161	Bu	1,400,000	84	Jan 2010 All Cattle	12,500	22
Soybeans	11,100	10,800	45.0	Bu	487,800	84	Beef Cows	5,300	6
Wheat	*	*	*	Bu	*	*	Milk Cows	800	29
Alfalfa Hay	---	*	*	Ton	*	*	2007 All Hogs	21,333	45
Other Hay	---	10,000	2.45	Ton	24,300	6	2007 All Sheep	237	66
Popcorn	---	*	---	Lbs	*	*	2007 Chickens	899	36
							2007 Turkeys	*	*



Pike County

		<u>RANK</u>				<u>RANK</u>			
2007 Census Population	12,589	85	2008 Cash Receipts	\$40,450,000	78				
2007 Total Land Area (acres)	213,912	74	Crop Receipts	\$30,834,000	76				
2007 Number of Farms	334	84	Livestock Receipts	\$9,616,000	68				
2007 Land in Farms (acres)	73,612	79	2008 Other Income	\$3,469,000	81				
2007 Average Size of Farm (acres)	220	57	Government Payments	\$2,511,000	66				
			Imputed Income	\$958,000	89				
2007 Value of Land & Bldgs (avg/acre)	\$2,787	90	2008 Total Income	\$44,596,000	71				
2007 Cropland (acres)	58,813	80	Less: Expenses	\$32,332,000	76				
2007 Harvested Cropland (acres)	54,382	78	Realized Net Income	\$12,264,000	55				
2007 Pastureland, all types (acres)	6,193	68							
2007 Woodland (acres)	7,554	59							
<u>2009 CROPS</u>	<u>PLTD</u>	<u>HARV</u>	<u>YLD</u>	<u>UNIT</u>	<u>PROD</u>	<u>RANK</u>	<u>LIVESTOCK</u>	<u>NUMBER HEAD</u>	<u>RANK</u>
Corn	29,000	28,500	155	Bu	4,430,000	74	Jan 2010 All Cattle	3,300	73
Soybeans	39,300	39,100	44.5	Bu	1,736,600	70	Beef Cows	1,600	54
Wheat	*	*	*	Bu	*	*	Milk Cows	*	*
Alfalfa Hay	---	*	*	Ton	*	*	2007 All Hogs	*	*
Other Hay	---	2,000	2.15	Ton	4,300	37	2007 All Sheep	154	76
Popcorn	---	---	---	Lbs	---	---	2007 Chickens	119	73
							2007 Turkeys	109,527	9

COUNTY HIGHLIGHTS

		<u>RANK</u>
2007 Census Population	160,267	9
2007 Total Land Area (acres)	267,639	29
2007 Number of Farms	517	65
2007 Land in Farms (acres)	115,047	69
2007 Average Size of Farm (acres)	223	55
2007 Value of Land & Bldgs (avg/acre)	\$4,161	9
2007 Cropland (acres)	106,059	64
2007 Harvested Cropland (acres)	101,933	64
2007 Pastureland, all types (acres)	4,130	83
2007 Woodland (acres)	3,764	85

		<u>RANK</u>
2008 Cash Receipts	\$76,006,000	62
Crop Receipts	\$68,003,000	52
Livestock Receipts	\$8,003,000	74
2008 Other Income	\$5,933,000	63
Government Payments	\$3,014,000	58
Imputed Income	\$2,919,000	57
2008 Total Income	\$74,469,000	61
Less: Expenses	\$58,927,000	64
Realized Net Income	\$15,542,000	44



**Porter
County**

<u>2009 CROPS</u>	<u>PLTD</u>	<u>HARV</u>	<u>YLD</u>	<u>UNIT</u>	<u>PROD</u>	<u>RANK</u>
Corn	62,000	61,700	156	Bu	9,600,000	48
Soybeans	54,600	54,600	43.5	Bu	2,372,000	54
Wheat	3,000	2,990	70.0	Bu	209,000	48
Alfalfa Hay	---	1,800	3.15	Ton	5,700	64
Other Hay	---	1,000	1.60	Ton	1,600	76
Popcorn	---	---	---	Lbs	---	---

<u>LIVESTOCK</u>	<u>NUMBER HEAD</u>	<u>RANK</u>
Jan 2010 All Cattle	2,700	80
Beef Cows	800	78
Milk Cows	600	33
2007 All Hogs	12,386	58
2007 All Sheep	495	42
2007 Chickens	318	65
2007 Turkeys	21	32

		<u>RANK</u>
2007 Census Population	26,208	60
2007 Total Land Area (acres)	262,196	35
2007 Number of Farms	438	73
2007 Land in Farms (acres)	204,004	21
2007 Average Size of Farm (acres)	466	5
2007 Value of Land & Bldgs (avg/acre)	\$3,047	81
2007 Cropland (acres)	186,790	20
2007 Harvested Cropland (acres)	184,143	20
2007 Pastureland, all types (acres)	5,066	76
2007 Woodland (acres)	11,295	33

		<u>RANK</u>
2008 Cash Receipts	\$135,685,000	35
Crop Receipts	\$118,049,000	17
Livestock Receipts	\$17,636,000	52
2008 Other Income	\$7,959,000	39
Government Payments	\$5,140,000	16
Imputed Income	\$2,819,000	58
2008 Total Income	\$102,378,000	40
Less: Expenses	\$89,611,000	31
Realized Net Income	\$12,767,000	53



**Posey
County**

<u>2009 CROPS</u>	<u>PLTD</u>	<u>HARV</u>	<u>YLD</u>	<u>UNIT</u>	<u>PROD</u>	<u>RANK</u>
Corn	80,000	79,800	176	Bu	14,080,000	24
Soybeans	82,200	82,100	47.5	Bu	3,894,300	27
Wheat	39,900	38,800	61.5	Bu	2,383,300	1
Alfalfa Hay	---	1,100	4.00	Ton	4,400	71
Other Hay	---	1,400	1.85	Ton	2,600	59
Popcorn	---	---	---	Lbs	---	---

<u>LIVESTOCK</u>	<u>NUMBER HEAD</u>	<u>RANK</u>
Jan 2010 All Cattle	2,500	82
Beef Cows	700	79
Milk Cows	*	*
2007 All Hogs	20,468	46
2007 All Sheep	136	81
2007 Chickens	604	52
2007 Turkeys	*	*

		<u>RANK</u>
2007 Census Population	13,759	83
2007 Total Land Area (acres)	277,538	25
2007 Number of Farms	552	62
2007 Land in Farms (acres)	232,240	10
2007 Average Size of Farm (acres)	421	9
2007 Value of Land & Bldgs (avg/acre)	\$3,103	75
2007 Cropland (acres)	213,257	10
2007 Harvested Cropland (acres)	203,538	13
2007 Pastureland, all types (acres)	6,663	63
2007 Woodland (acres)	10,308	42

		<u>RANK</u>
2008 Cash Receipts	\$210,143,000	16
Crop Receipts	\$127,435,000	14
Livestock Receipts	\$82,708,000	16
2008 Other Income	\$7,612,000	41
Government Payments	\$5,288,000	13
Imputed Income	\$2,324,000	71
2008 Total Income	\$174,122,000	8
Less: Expenses	\$130,640,000	13
Realized Net Income	\$43,482,000	4



**Pulaski
County**

<u>2009 CROPS</u>	<u>PLTD</u>	<u>HARV</u>	<u>YLD</u>	<u>UNIT</u>	<u>PROD</u>	<u>RANK</u>
Corn	106,000	103,500	148	Bu	15,360,000	19
Soybeans	77,300	77,300	40.0	Bu	3,111,000	42
Wheat	*	*	*	Bu	*	*
Alfalfa Hay	---	2,000	3.90	Ton	7,800	53
Other Hay	---	*	*	Ton	*	*
Popcorn	---	16,622	---	Lbs	70,974,390	1

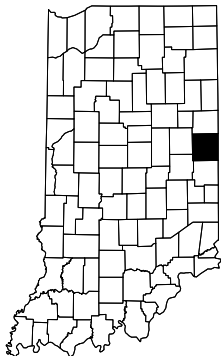
<u>LIVESTOCK</u>	<u>NUMBER HEAD</u>	<u>RANK</u>
Jan 2010 All Cattle	6,200	55
Beef Cows	700	80
Milk Cows	2,000	20
2007 All Hogs	40,865	31
2007 All Sheep	417	49
2007 Chickens	*	*
2007 Turkeys	*	*

COUNTY HIGHLIGHTS



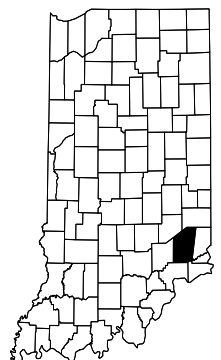
Putnam County

		<u>RANK</u>				<u>RANK</u>			
2007 Census Population	37,139	41	2008 Cash Receipts	\$88,532,000	55				
2007 Total Land Area (acres)	307,453	15	Crop Receipts	\$61,063,000	57				
2007 Number of Farms	843	19	Livestock Receipts	\$27,469,000	39				
2007 Land in Farms (acres)	168,446	45	2008 Other Income	\$8,147,000	34				
2007 Average Size of Farm (acres)	200	64	Government Payments	\$4,189,000	35				
			Imputed Income	\$3,958,000	36				
2007 Value of Land & Bldgs (avg/acre)	\$3,597	41	2008 Total Income	\$86,798,000	48				
2007 Cropland (acres)	130,588	53	Less: Expenses	\$72,341,000	48				
2007 Harvested Cropland (acres)	123,396	51	Realized Net Income	\$14,457,000	49				
2007 Pastureland, all types (acres)	20,688	9							
2007 Woodland (acres)	19,703	15							
<u>2009 CROPS</u>	<u>PLTD</u>	<u>HARV</u>	<u>YLD</u>	<u>UNIT</u>	<u>PROD</u>	<u>RANK</u>	<u>LIVESTOCK</u>	<u>NUMBER HEAD</u>	<u>RANK</u>
Corn	63,300	62,900	172	Bu	10,840,000	40	Jan 2010 All Cattle	8,700	38
Soybeans	65,200	65,200	51.5	Bu	3,365,800	39	Beef Cows	3,500	18
Wheat	3,500	3,360	67.5	Bu	226,700	40	Milk Cows	*	*
Alfalfa Hay	---	3,800	2.50	Ton	9,500	44	2007 All Hogs	29,200	39
Other Hay	---	2,800	2.00	Ton	5,600	30	2007 All Sheep	889	16
Popcorn	---	---	---	Lbs	---	---	2007 Chickens	1,290	20
							2007 Turkeys	*	*



Randolph County

		<u>RANK</u>				<u>RANK</u>			
2007 Census Population	25,794	61	2008 Cash Receipts	\$160,130,000	24				
2007 Total Land Area (acres)	289,524	18	Crop Receipts	\$108,775,000	21				
2007 Number of Farms	784	24	Livestock Receipts	\$51,355,000	23				
2007 Land in Farms (acres)	231,784	11	2008 Other Income	\$7,179,000	48				
2007 Average Size of Farm (acres)	296	25	Government Payments	\$4,862,000	23				
			Imputed Income	\$2,317,000	72				
2007 Value of Land & Bldgs (avg/acre)	\$3,151	73	2008 Total Income	\$117,057,000	26				
2007 Cropland (acres)	210,531	11	Less: Expenses	\$93,807,000	29				
2007 Harvested Cropland (acres)	206,306	11	Realized Net Income	\$23,250,000	28				
2007 Pastureland, all types (acres)	7,345	50							
2007 Woodland (acres)	9,834	48							
<u>2009 CROPS</u>	<u>PLTD</u>	<u>HARV</u>	<u>YLD</u>	<u>UNIT</u>	<u>PROD</u>	<u>RANK</u>	<u>LIVESTOCK</u>	<u>NUMBER HEAD</u>	<u>RANK</u>
Corn	91,000	90,300	173	Bu	15,650,000	18	Jan 2010 All Cattle	8,600	39
Soybeans	109,000	109,000	51.5	Bu	5,605,200	3	Beef Cows	2,400	33
Wheat	9,200	9,070	70.0	Bu	633,200	12	Milk Cows	2,000	21
Alfalfa Hay	---	3,200	3.55	Ton	11,300	33	2007 All Hogs	55,443	20
Other Hay	---	900	1.20	Ton	1,100	84	2007 All Sheep	734	23
Popcorn	---	*	---	Lbs	*	*	2007 Chickens	*	*
							2007 Turkeys	36,044	10



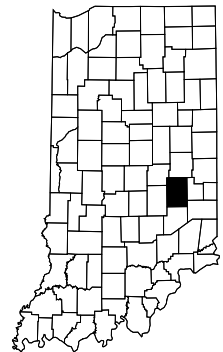
Ripley County

		<u>RANK</u>				<u>RANK</u>			
2007 Census Population	27,308	58	2008 Cash Receipts	\$79,074,000	59				
2007 Total Land Area (acres)	285,715	22	Crop Receipts	\$57,305,000	59				
2007 Number of Farms	873	13	Livestock Receipts	\$21,769,000	46				
2007 Land in Farms (acres)	159,017	54	2008 Other Income	\$11,337,000	13				
2007 Average Size of Farm (acres)	182	67	Government Payments	\$4,035,000	38				
			Imputed Income	\$7,302,000	7				
2007 Value of Land & Bldgs (avg/acre)	\$3,479	51	2008 Total Income	\$74,623,000	60				
2007 Cropland (acres)	120,895	58	Less: Expenses	\$71,479,000	50				
2007 Harvested Cropland (acres)	111,233	59	Realized Net Income	\$3,144,000	76				
2007 Pastureland, all types (acres)	18,088	12							
2007 Woodland (acres)	21,957	10							
<u>2009 CROPS</u>	<u>PLTD</u>	<u>HARV</u>	<u>YLD</u>	<u>UNIT</u>	<u>PROD</u>	<u>RANK</u>	<u>LIVESTOCK</u>	<u>NUMBER HEAD</u>	<u>RANK</u>
Corn	44,000	43,300	164	Bu	7,115,000	62	Jan 2010 All Cattle	10,900	27
Soybeans	57,900	57,700	40.5	Bu	2,347,900	56	Beef Cows	4,700	9
Wheat	3,500	3,490	56.0	Bu	194,600	53	Milk Cows	*	*
Alfalfa Hay	---	*	*	Ton	*	*	2007 All Hogs	32,591	36
Other Hay	---	5,800	2.05	Ton	12,000	16	2007 All Sheep	486	44
Popcorn	---	*	---	Lbs	*	*	2007 Chickens	915	34
							2007 Turkeys	*	*

COUNTY HIGHLIGHTS

						<u>RANK</u>
2007 Census Population	17,512					76
2007 Total Land Area (acres)	261,282					36
2007 Number of Farms	607					52
2007 Land in Farms (acres)	216,890					17
2007 Average Size of Farm (acres)	357					19
2007 Value of Land & Bldgs (avg/acre)	\$3,679					33
2007 Cropland (acres)	201,582					16
2007 Harvested Cropland (acres)	198,584					16
2007 Pastureland, all types (acres)	8,365					46
2007 Woodland (acres)	6,389					65

			<u>RANK</u>
2008 Cash Receipts	\$205,552,000		17
Crop Receipts	\$129,740,000		13
Livestock Receipts	\$75,812,000		17
2008 Other Income	\$12,850,000		6
Government Payments	\$5,793,000		7
Imputed Income	\$7,057,000		10
2008 Total Income	\$124,572,000		24
Less: Expenses	\$109,188,000		21
Realized Net Income	\$15,384,000		45



**Rush
County**

<u>2009 CROPS</u>	<u>PLTD</u>	<u>HARV</u>	<u>YLD</u>	<u>UNIT</u>	<u>PROD</u>	<u>RANK</u>
Corn	110,500	108,800	185	Bu	20,180,000	7
Soybeans	94,800	94,800	55.5	Bu	5,273,200	8
Wheat	5,100	5,020	78.0	Bu	391,300	22
Alfalfa Hay	---	3,100	3.20	Ton	9,900	42
Other Hay	---	1,000	2.20	Ton	2,200	63
Popcorn	---	---	---	Lbs	---	---

<u>LIVESTOCK</u>	<u>NUMBER HEAD</u>	<u>RANK</u>
Jan 2010 All Cattle	11,200	26
Beef Cows	2,900	26
Milk Cows	1,100	27
2007 All Hogs	133,430	8
2007 All Sheep	995	11
2007 Chickens	646	49
2007 Turkeys	*	*

						<u>RANK</u>
2007 Census Population	265,757					4
2007 Total Land Area (acres)	293,000					17
2007 Number of Farms	712					34
2007 Land in Farms (acres)	178,674					37
2007 Average Size of Farm (acres)	251					37
2007 Value of Land & Bldgs (avg/acre)	\$3,650					36
2007 Cropland (acres)	163,596					33
2007 Harvested Cropland (acres)	159,930					31
2007 Pastureland, all types (acres)	3,190					87
2007 Woodland (acres)	5,669					69

			<u>RANK</u>
2008 Cash Receipts	\$113,394,000		42
Crop Receipts	\$94,271,000		32
Livestock Receipts	\$19,123,000		50
2008 Other Income	\$6,170,000		57
Government Payments	\$3,037,000		57
Imputed Income	\$3,133,000		51
2008 Total Income	\$110,712,000		31
Less: Expenses	\$80,447,000		40
Realized Net Income	\$30,265,000		12



**St. Joseph
County**

<u>2009 CROPS</u>	<u>PLTD</u>	<u>HARV</u>	<u>YLD</u>	<u>UNIT</u>	<u>PROD</u>	<u>RANK</u>
Corn	73,000	71,300	166	Bu	11,810,000	36
Soybeans	51,000	50,900	46.5	Bu	2,370,500	55
Wheat	3,400	3,280	68.0	Bu	223,700	41
Alfalfa Hay	---	4,800	3.75	Ton	17,900	16
Other Hay	---	1,200	1.85	Ton	2,200	64
Popcorn	---	*	---	Lbs	*	*

<u>LIVESTOCK</u>	<u>NUMBER HEAD</u>	<u>RANK</u>
Jan 2010 All Cattle	7,100	45
Beef Cows	1,200	67
Milk Cows	1,900	23
2007 All Hogs	25,063	41
2007 All Sheep	354	55
2007 Chickens	*	*
2007 Turkeys	32	25

						<u>RANK</u>
2007 Census Population	23,694					65
2007 Total Land Area (acres)	121,855					88
2007 Number of Farms	394					78
2007 Land in Farms (acres)	62,041					84
2007 Average Size of Farm (acres)	157					73
2007 Value of Land & Bldgs (avg/acre)	\$3,088					77
2007 Cropland (acres)	48,233					82
2007 Harvested Cropland (acres)	44,759					81
2007 Pastureland, all types (acres)	6,443					65
2007 Woodland (acres)	6,892					63

			<u>RANK</u>
2008 Cash Receipts	\$23,307,000		84
Crop Receipts	\$22,525,000		80
Livestock Receipts	\$782,000		92
2008 Other Income	\$6,527,000		55
Government Payments	\$1,418,000		79
Imputed Income	\$5,109,000		27
2008 Total Income	\$16,563,000		85
Less: Expenses	\$15,355,000		85
Realized Net Income	\$1,208,000		84

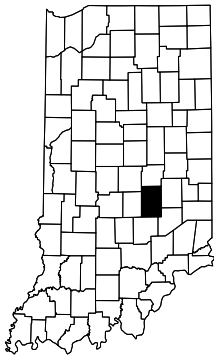


**Scott
County**

<u>2009 CROPS</u>	<u>PLTD</u>	<u>HARV</u>	<u>YLD</u>	<u>UNIT</u>	<u>PROD</u>	<u>RANK</u>
Corn	10,000	9,400	152	Bu	1,430,000	83
Soybeans	17,200	17,100	36.0	Bu	619,800	82
Wheat	1,500	1,480	57.0	Bu	84,200	77
Alfalfa Hay	---	600	3.35	Ton	2,000	86
Other Hay	---	4,300	1.85	Ton	8,000	22
Popcorn	---	---	---	Lbs	---	---

<u>LIVESTOCK</u>	<u>NUMBER HEAD</u>	<u>RANK</u>
Jan 2010 All Cattle	2,800	79
Beef Cows	1,800	46
Milk Cows	*	*
2007 All Hogs	265	76
2007 All Sheep	342	56
2007 Chickens	791	39
2007 Turkeys	---	---

COUNTY HIGHLIGHTS



Shelby County

		<u>RANK</u>				<u>RANK</u>			
2007 Census Population	43,906	33		2008 Cash Receipts	\$133,107,000	36			
2007 Total Land Area (acres)	263,130	33		Crop Receipts	\$115,748,000	18			
2007 Number of Farms	636	48		Livestock Receipts	\$17,359,000	54			
2007 Land in Farms (acres)	205,432	19		2008 Other Income	\$11,855,000	11			
2007 Average Size of Farm (acres)	323	22		Government Payments	\$5,236,000	14			
				Imputed Income	\$6,619,000	14			
2007 Value of Land & Bldgs (avg/acre)	\$3,794	27		2008 Total Income	\$94,382,000	43			
2007 Cropland (acres)	193,981	18		Less: Expenses	\$85,229,000	35			
2007 Harvested Cropland (acres)	192,687	18		Realized Net Income	\$9,153,000	63			
2007 Pastureland, all types (acres)	4,261	82							
2007 Woodland (acres)	5,479	70							
<u>2009 CROPS</u>	<u>PLTD</u>	<u>HARV</u>	<u>YLD</u>	<u>UNIT</u>	<u>PROD</u>	<u>RANK</u>	<u>LIVESTOCK</u>	<u>NUMBER HEAD</u>	<u>RANK</u>
Corn	93,000	92,000	177	Bu	16,320,000	15	Jan 2010 All Cattle	3,900	69
Soybeans	94,600	94,600	55.5	Bu	5,251,500	9	Beef Cows	1,100	70
Wheat	6,600	6,380	74.0	Bu	473,400	18	Milk Cows	700	31
Alfalfa Hay	---	1,600	3.45	Ton	5,500	66	2007 All Hogs	34,108	34
Other Hay	---	600	2.15	Ton	1,300	82	2007 All Sheep	729	25
Popcorn	---	*	---	Lbs	*	*	2007 Chickens	330	63
							2007 Turkeys	*	*



Spencer County

		<u>RANK</u>				<u>RANK</u>			
2007 Census Population	20,281	71		2008 Cash Receipts	\$81,586,000	57			
2007 Total Land Area (acres)	253,569	47		Crop Receipts	\$50,637,000	63			
2007 Number of Farms	632	50		Livestock Receipts	\$30,949,000	34			
2007 Land in Farms (acres)	150,244	59		2008 Other Income	\$6,663,000	52			
2007 Average Size of Farm (acres)	238	45		Government Payments	\$3,541,000	49			
				Imputed Income	\$3,122,000	53			
2007 Value of Land & Bldgs (avg/acre)	\$3,050	80		2008 Total Income	\$82,515,000	52			
2007 Cropland (acres)	110,815	63		Less: Expenses	\$67,970,000	52			
2007 Harvested Cropland (acres)	102,773	63		Realized Net Income	\$14,545,000	47			
2007 Pastureland, all types (acres)	15,961	16							
2007 Woodland (acres)	23,550	7							
<u>2009 CROPS</u>	<u>PLTD</u>	<u>HARV</u>	<u>YLD</u>	<u>UNIT</u>	<u>PROD</u>	<u>RANK</u>	<u>LIVESTOCK</u>	<u>NUMBER HEAD</u>	<u>RANK</u>
Corn	49,300	48,200	177	Bu	8,540,000	55	Jan 2010 All Cattle	13,200	19
Soybeans	59,900	59,800	49.0	Bu	2,940,400	49	Beef Cows	4,700	10
Wheat	6,000	5,280	57.5	Bu	304,100	32	Milk Cows	*	*
Alfalfa Hay	---	500	5.00	Ton	2,500	84	2007 All Hogs	42,261	30
Other Hay	---	10,900	2.05	Ton	22,300	7	2007 All Sheep	613	29
Popcorn	---	---	---	Lbs	---	---	2007 Chickens	6,059	11
							2007 Turkeys	189,133	7



Starke County

		<u>RANK</u>				<u>RANK</u>			
2007 Census Population	23,493	66		2008 Cash Receipts	\$81,813,000	56			
2007 Total Land Area (acres)	198,045	77		Crop Receipts	\$80,259,000	43			
2007 Number of Farms	640	45		Livestock Receipts	\$1,554,000	88			
2007 Land in Farms (acres)	153,651	58		2008 Other Income	\$5,093,000	73			
2007 Average Size of Farm (acres)	240	43		Government Payments	\$4,115,000	37			
				Imputed Income	\$978,000	88			
2007 Value of Land & Bldgs (avg/acre)	\$3,035	82		2008 Total Income	\$86,604,000	49			
2007 Cropland (acres)	132,761	51		Less: Expenses	\$63,458,000	59			
2007 Harvested Cropland (acres)	118,806	53		Realized Net Income	\$23,146,000	30			
2007 Pastureland, all types (acres)	4,670	79							
2007 Woodland (acres)	11,845	30							
<u>2009 CROPS</u>	<u>PLTD</u>	<u>HARV</u>	<u>YLD</u>	<u>UNIT</u>	<u>PROD</u>	<u>RANK</u>	<u>LIVESTOCK</u>	<u>NUMBER HEAD</u>	<u>RANK</u>
Corn	63,000	62,600	134	Bu	8,370,000	58	Jan 2010 All Cattle	*	*
Soybeans	35,900	35,900	35.5	Bu	1,282,600	75	Beef Cows	600	83
Wheat	*	*	*	Bu	*	*	Milk Cows	*	*
Alfalfa Hay	---	1,500	2.05	Ton	3,100	80	2007 All Hogs	1,128	74
Other Hay	---	*	*	Ton	*	*	2007 All Sheep	288	61
Popcorn	---	*	---	Lbs	*	*	2007 Chickens	650	48
							2007 Turkeys	---	---

COUNTY HIGHLIGHTS

						<u>RANK</u>
2007 Census Population	33,366					47
2007 Total Land Area (acres)	197,523					78
2007 Number of Farms	719					32
2007 Land in Farms (acres)	106,393					72
2007 Average Size of Farm (acres)	148					76
2007 Value of Land & Bldgs (avg/acre)	\$3,918					20
2007 Cropland (acres)	85,351					71
2007 Harvested Cropland (acres)	70,312					73
2007 Pastureland, all types (acres)	6,904					58
2007 Woodland (acres)	10,820					36

			<u>RANK</u>
2008 Cash Receipts	\$47,006,000		76
Crop Receipts	\$29,855,000		77
Livestock Receipts	\$17,151,000		55
2008 Other Income	\$5,763,000		65
Government Payments	\$2,612,000		63
Imputed Income	\$3,151,000		50
2008 Total Income	\$49,080,000		69
Less: Expenses	\$38,214,000		71
Realized Net Income	\$10,866,000		58



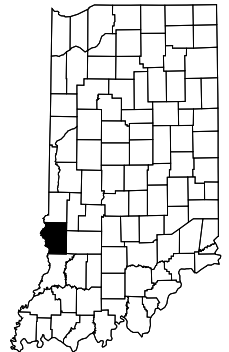
**Steuben
County**

<u>2009 CROPS</u>	<u>PLTD</u>	<u>HARV</u>	<u>YLD</u>	<u>UNIT</u>	<u>PROD</u>	<u>RANK</u>
Corn	38,600	35,400	140	Bu	4,960,000	73
Soybeans	33,300	33,200	40.5	Bu	1,344,900	74
Wheat	4,400	4,220	71.5	Bu	302,500	33
Alfalfa Hay	---	8,500	3.60	Ton	30,600	5
Other Hay	---	1,100	2.45	Ton	2,700	57
Popcorn	---	---	---	Lbs	---	---

<u>LIVESTOCK</u>	<u>NUMBER HEAD</u>	<u>RANK</u>
Jan 2010 All Cattle	10,200	29
Beef Cows	1,000	72
Milk Cows	3,600	11
2007 All Hogs	*	*
2007 All Sheep	239	65
2007 Chickens	732	44
2007 Turkeys	11	45

						<u>RANK</u>
2007 Census Population	21,340					70
2007 Total Land Area (acres)	286,209					21
2007 Number of Farms	447					71
2007 Land in Farms (acres)	177,368					39
2007 Average Size of Farm (acres)	397					11
2007 Value of Land & Bldgs (avg/acre)	\$2,997					84
2007 Cropland (acres)	157,852					37
2007 Harvested Cropland (acres)	151,995					39
2007 Pastureland, all types (acres)	6,764					60
2007 Woodland (acres)	11,501					31

			<u>RANK</u>
2008 Cash Receipts	\$93,832,000		54
Crop Receipts	\$89,295,000		35
Livestock Receipts	\$4,537,000		80
2008 Other Income	\$6,042,000		60
Government Payments	\$3,649,000		46
Imputed Income	\$2,393,000		67
2008 Total Income	\$96,202,000		41
Less: Expenses	\$73,053,000		47
Realized Net Income	\$23,149,000		29



**Sullivan
County**

<u>2009 CROPS</u>	<u>PLTD</u>	<u>HARV</u>	<u>YLD</u>	<u>UNIT</u>	<u>PROD</u>	<u>RANK</u>
Corn	56,800	55,900	167	Bu	9,330,000	50
Soybeans	74,400	74,300	44.0	Bu	3,254,200	41
Wheat	4,200	3,780	51.0	Bu	192,700	54
Alfalfa Hay	---	1,000	3.50	Ton	3,500	76
Other Hay	---	2,300	2.05	Ton	4,700	35
Popcorn	---	---	---	Lbs	---	---

<u>LIVESTOCK</u>	<u>NUMBER HEAD</u>	<u>RANK</u>
Jan 2010 All Cattle	3,200	74
Beef Cows	2,400	34
Milk Cows	*	*
2007 All Hogs	4,037	70
2007 All Sheep	172	73
2007 Chickens	188	70
2007 Turkeys	*	*

						<u>RANK</u>
2007 Census Population	9,667					88
2007 Total Land Area (acres)	141,348					86
2007 Number of Farms	374					81
2007 Land in Farms (acres)	47,461					87
2007 Average Size of Farm (acres)	127					84
2007 Value of Land & Bldgs (avg/acre)	\$3,521					49
2007 Cropland (acres)	25,402					87
2007 Harvested Cropland (acres)	20,030					87
2007 Pastureland, all types (acres)	15,489					17
2007 Woodland (acres)	9,853					47

			<u>RANK</u>
2008 Cash Receipts	\$11,191,000		88
Crop Receipts	\$7,797,000		88
Livestock Receipts	\$3,394,000		83
2008 Other Income	\$3,922,000		79
Government Payments	\$1,174,000		82
Imputed Income	\$2,748,000		61
2008 Total Income	\$10,849,000		88
Less: Expenses	\$10,809,000		88
Realized Net Income	\$40,000		90

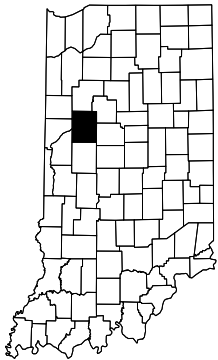


**Switzerland
County**

<u>2009 CROPS</u>	<u>PLTD</u>	<u>HARV</u>	<u>YLD</u>	<u>UNIT</u>	<u>PROD</u>	<u>RANK</u>
Corn	5,700	5,300	153	Bu	810,000	88
Soybeans	8,300	8,200	44.0	Bu	359,300	86
Wheat	*	*	*	Bu	*	*
Alfalfa Hay	---	*	*	Ton	*	*
Other Hay	---	4,800	1.50	Ton	7,200	25
Popcorn	---	---	---	Lbs	---	---

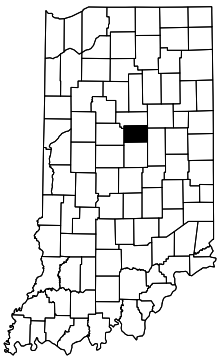
<u>LIVESTOCK</u>	<u>NUMBER HEAD</u>	<u>RANK</u>
Jan 2010 All Cattle	5,700	60
Beef Cows	2,800	28
Milk Cows	500	36
2007 All Hogs	*	*
2007 All Sheep	71	88
2007 Chickens	751	43
2007 Turkeys	*	*

COUNTY HIGHLIGHTS



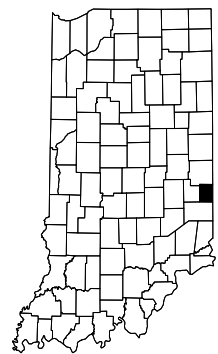
Tippecanoe County

		<u>RANK</u>				<u>RANK</u>			
2007 Census Population	162,064	8		2008 Cash Receipts	\$157,627,000	25			
2007 Total Land Area (acres)	319,875	11		Crop Receipts	\$132,233,000	12			
2007 Number of Farms	757	28		Livestock Receipts	\$25,394,000	42			
2007 Land in Farms (acres)	218,301	15		2008 Other Income	\$8,418,000	32			
2007 Average Size of Farm (acres)	288	29		Government Payments	\$4,811,000	24			
				Imputed Income	\$3,607,000	43			
2007 Value of Land & Bldgs (avg/acre)	\$3,944	19		2008 Total Income	\$125,410,000	23			
2007 Cropland (acres)	199,795	17		Less: Expenses	\$106,620,000	23			
2007 Harvested Cropland (acres)	193,455	17		Realized Net Income	\$18,790,000	40			
2007 Pastureland, all types (acres)	9,081	42							
2007 Woodland (acres)	8,512	55							
<u>2009 CROPS</u>	<u>PLTD</u>	<u>HARV</u>	<u>YLD</u>	<u>UNIT</u>	<u>PROD</u>	<u>RANK</u>	<u>LIVESTOCK</u>	<u>NUMBER HEAD</u>	<u>RANK</u>
Corn	97,000	96,700	179	Bu	17,350,000	12	Jan 2010 All Cattle	5,500	64
Soybeans	87,300	87,300	51.5	Bu	4,489,100	17	Beef Cows	2,500	32
Wheat	4,100	4,100	75.5	Bu	309,800	30	Milk Cows	*	*
Alfalfa Hay	---	3,300	3.50	Ton	11,600	32	2007 All Hogs	55,067	22
Other Hay	---	1,400	1.55	Ton	2,200	65	2007 All Sheep	1,359	5
Popcorn	---	*	---	Lbs	*	*	2007 Chickens	2,546	13
							2007 Turkeys	15	36



Tipton County

		<u>RANK</u>				<u>RANK</u>			
2007 Census Population	16,027	80		2008 Cash Receipts	\$137,830,000	33			
2007 Total Land Area (acres)	166,749	83		Crop Receipts	\$107,750,000	22			
2007 Number of Farms	458	70		Livestock Receipts	\$30,080,000	36			
2007 Land in Farms (acres)	165,875	47		2008 Other Income	\$7,351,000	43			
2007 Average Size of Farm (acres)	362	18		Government Payments	\$3,385,000	51			
				Imputed Income	\$3,966,000	35			
2007 Value of Land & Bldgs (avg/acre)	\$4,120	13		2008 Total Income	\$102,801,000	39			
2007 Cropland (acres)	159,400	35		Less: Expenses	\$81,501,000	38			
2007 Harvested Cropland (acres)	156,771	34		Realized Net Income	\$21,300,000	34			
2007 Pastureland, all types (acres)	2,011	91							
2007 Woodland (acres)	3,372	87							
<u>2009 CROPS</u>	<u>PLTD</u>	<u>HARV</u>	<u>YLD</u>	<u>UNIT</u>	<u>PROD</u>	<u>RANK</u>	<u>LIVESTOCK</u>	<u>NUMBER HEAD</u>	<u>RANK</u>
Corn	72,000	71,700	186	Bu	13,350,000	27	Jan 2010 All Cattle	*	*
Soybeans	81,300	81,300	57.0	Bu	4,650,600	14	Beef Cows	500	86
Wheat	2,400	2,400	85.0	Bu	203,400	50	Milk Cows	*	*
Alfalfa Hay	---	*	*	Ton	*	*	2007 All Hogs	49,736	25
Other Hay	---	*	*	Ton	*	*	2007 All Sheep	154	77
Popcorn	---	---	---	Lbs	---	---	2007 Chickens	*	*
							2007 Turkeys	---	---



Union County

		<u>RANK</u>				<u>RANK</u>			
2007 Census Population	7,177	91		2008 Cash Receipts	\$44,691,000	77			
2007 Total Land Area (acres)	103,199	90		Crop Receipts	\$35,566,000	73			
2007 Number of Farms	233	90		Livestock Receipts	\$9,125,000	72			
2007 Land in Farms (acres)	73,249	80		2008 Other Income	\$3,932,000	78			
2007 Average Size of Farm (acres)	314	24		Government Payments	\$1,868,000	76			
				Imputed Income	\$2,064,000	76			
2007 Value of Land & Bldgs (avg/acre)	\$3,756	28		2008 Total Income	\$37,876,000	77			
2007 Cropland (acres)	63,741	77		Less: Expenses	\$34,484,000	74			
2007 Harvested Cropland (acres)	61,227	75		Realized Net Income	\$3,392,000	75			
2007 Pastureland, all types (acres)	5,715	71							
2007 Woodland (acres)	4,852	80							
<u>2009 CROPS</u>	<u>PLTD</u>	<u>HARV</u>	<u>YLD</u>	<u>UNIT</u>	<u>PROD</u>	<u>RANK</u>	<u>LIVESTOCK</u>	<u>NUMBER HEAD</u>	<u>RANK</u>
Corn	33,000	32,800	196	Bu	6,430,000	66	Jan 2010 All Cattle	3,600	71
Soybeans	29,300	29,300	58.0	Bu	1,705,300	71	Beef Cows	1,600	55
Wheat	*	*	*	Bu	*	*	Milk Cows	*	*
Alfalfa Hay	---	2,700	2.75	Ton	7,400	54	2007 All Hogs	14,207	54
Other Hay	---	*	*	Ton	*	*	2007 All Sheep	*	*
Popcorn	---	---	---	Lbs	---	---	2007 Chickens	699	46
							2007 Turkeys	---	---

COUNTY HIGHLIGHTS

						<u>RANK</u>
2007 Census Population	174,769					7
2007 Total Land Area (acres)	148,945					85
2007 Number of Farms	335					83
2007 Land in Farms (acres)	71,927					81
2007 Average Size of Farm (acres)	215					58
2007 Value of Land & Bldgs (avg/acre)	\$3,431					57
2007 Cropland (acres)	67,241					75
2007 Harvested Cropland (acres)	64,881					74
2007 Pastureland, all types (acres)	2,474					89
2007 Woodland (acres)	2,095					89

			<u>RANK</u>
2008 Cash Receipts	\$47,970,000		74
Crop Receipts	\$43,574,000		68
Livestock Receipts	\$4,396,000		81
2008 Other Income	\$4,981,000		75
Government Payments	\$2,302,000		70
Imputed Income	\$2,679,000		62
2008 Total Income	\$38,284,000		76
Less: Expenses	\$35,556,000		73
Realized Net Income	\$2,728,000		77



**Vanderburgh
County**

<u>2009 CROPS</u>	<u>PLTD</u>	<u>HARV</u>	<u>YLD</u>	<u>UNIT</u>	<u>PROD</u>	<u>RANK</u>
Corn	31,500	30,800	178	Bu	5,495,000	72
Soybeans	37,800	37,800	50.0	Bu	1,880,900	65
Wheat	10,600	10,500	56.0	Bu	590,300	14
Alfalfa Hay	---	*	*	Ton	*	*
Other Hay	---	800	2.50	Ton	2,000	69
Popcorn	---	---	---	Lbs	---	---

<u>LIVESTOCK</u>	<u>NUMBER HEAD</u>	<u>RANK</u>
Jan 2010 All Cattle	*	*
Beef Cows	300	89
Milk Cows	*	*
2007 All Hogs	3,990	71
2007 All Sheep	75	87
2007 Chickens	126	72
2007 Turkeys	*	*

						<u>RANK</u>
2007 Census Population	16,378					79
2007 Total Land Area (acres)	164,401					84
2007 Number of Farms	293					85
2007 Land in Farms (acres)	132,353					64
2007 Average Size of Farm (acres)	452					7
2007 Value of Land & Bldgs (avg/acre)	\$3,179					71
2007 Cropland (acres)	112,886					62
2007 Harvested Cropland (acres)	109,953					61
2007 Pastureland, all types (acres)	11,350					30
2007 Woodland (acres)	8,511					56

			<u>RANK</u>
2008 Cash Receipts	\$71,920,000		64
Crop Receipts	\$56,999,000		60
Livestock Receipts	\$14,921,000		57
2008 Other Income	\$2,424,000		85
Government Payments	\$1,141,000		83
Imputed Income	\$1,283,000		84
2008 Total Income	\$40,326,000		73
Less: Expenses	\$32,719,000		75
Realized Net Income	\$7,607,000		66



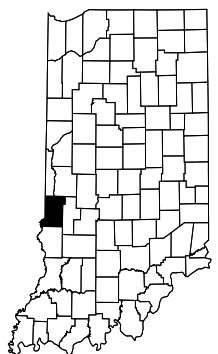
**Vermillion
County**

<u>2009 CROPS</u>	<u>PLTD</u>	<u>HARV</u>	<u>YLD</u>	<u>UNIT</u>	<u>PROD</u>	<u>RANK</u>
Corn	43,000	42,700	175	Bu	7,470,000	60
Soybeans	35,200	35,100	48.0	Bu	1,681,200	72
Wheat	*	*	*	Bu	*	*
Alfalfa Hay	---	1,300	3.25	Ton	4,200	74
Other Hay	---	1,400	2.05	Ton	2,900	54
Popcorn	---	---	---	Lbs	---	---

<u>LIVESTOCK</u>	<u>NUMBER HEAD</u>	<u>RANK</u>
Jan 2010 All Cattle	4,100	68
Beef Cows	1,500	60
Milk Cows	*	*
2007 All Hogs	*	*
2007 All Sheep	613	30
2007 Chickens	317	66
2007 Turkeys	15	37

						<u>RANK</u>
2007 Census Population	105,761					16
2007 Total Land Area (acres)	258,132					42
2007 Number of Farms	518					64
2007 Land in Farms (acres)	121,454					68
2007 Average Size of Farm (acres)	234					50
2007 Value of Land & Bldgs (avg/acre)	\$3,073					78
2007 Cropland (acres)	103,045					66
2007 Harvested Cropland (acres)	100,062					65
2007 Pastureland, all types (acres)	7,004					56
2007 Woodland (acres)	10,615					37

			<u>RANK</u>
2008 Cash Receipts	\$50,482,000		72
Crop Receipts	\$47,369,000		65
Livestock Receipts	\$3,113,000		85
2008 Other Income	\$4,350,000		77
Government Payments	\$2,601,000		64
Imputed Income	\$1,749,000		81
2008 Total Income	\$57,027,000		66
Less: Expenses	\$42,522,000		68
Realized Net Income	\$14,505,000		48



**Vigo
County**

<u>2009 CROPS</u>	<u>PLTD</u>	<u>HARV</u>	<u>YLD</u>	<u>UNIT</u>	<u>PROD</u>	<u>RANK</u>
Corn	40,400	39,000	151	Bu	5,900,000	70
Soybeans	60,200	60,100	40.5	Bu	2,421,600	53
Wheat	*	*	*	Bu	*	*
Alfalfa Hay	---	1,800	2.55	Ton	4,600	70
Other Hay	---	2,400	1.50	Ton	3,600	48
Popcorn	---	*	---	Lbs	*	*

<u>LIVESTOCK</u>	<u>NUMBER HEAD</u>	<u>RANK</u>
Jan 2010 All Cattle	2,900	78
Beef Cows	1,200	68
Milk Cows	*	*
2007 All Hogs	*	*
2007 All Sheep	83	86
2007 Chickens	758	42
2007 Turkeys	---	---

COUNTY HIGHLIGHTS



Wabash County

		<u>RANK</u>				<u>RANK</u>			
2007 Census Population	32,872	48		2008 Cash Receipts	\$204,579,000	18			
2007 Total Land Area (acres)	263,868	31		Crop Receipts	\$92,844,000	33			
2007 Number of Farms	850	18		Livestock Receipts	\$111,735,000	14			
2007 Land in Farms (acres)	200,689	23		2008 Other Income	\$8,640,000	29			
2007 Average Size of Farm (acres)	236	48		Government Payments	\$4,351,000	32			
				Imputed Income	\$4,289,000	33			
2007 Value of Land & Bldgs (avg/acre)	\$3,578	43		2008 Total Income	\$136,575,000	21			
2007 Cropland (acres)	180,439	24		Less: Expenses	\$115,119,000	19			
2007 Harvested Cropland (acres)	170,042	27		Realized Net Income	\$21,456,000	33			
2007 Pastureland, all types (acres)	6,888	59							
2007 Woodland (acres)	10,060	43							
<u>2009 CROPS</u>	<u>PLTD</u>	<u>HARV</u>	<u>YLD</u>	<u>UNIT</u>	<u>PROD</u>	<u>RANK</u>	<u>LIVESTOCK</u>	<u>NUMBER HEAD</u>	<u>RANK</u>
Corn	75,200	73,600	173	Bu	12,760,000	29	Jan 2010 All Cattle	14,800	17
Soybeans	85,100	84,900	49.0	Bu	4,163,500	21	Beef Cows	700	81
Wheat	8,500	8,440	79.5	Bu	670,700	9	Milk Cows	*	*
Alfalfa Hay	---	4,600	4.65	Ton	21,500	14	2007 All Hogs	139,298	6
Other Hay	---	1,200	2.40	Ton	2,900	55	2007 All Sheep	1,780	2
Popcorn	---	*	---	Lbs	*	*	2007 Chickens	1,283	21
							2007 Turkeys	---	---



Warren County

		<u>RANK</u>				<u>RANK</u>			
2007 Census Population	8,492	90		2008 Cash Receipts	\$136,375,000	34			
2007 Total Land Area (acres)	233,529	67		Crop Receipts	\$112,833,000	19			
2007 Number of Farms	391	80		Livestock Receipts	\$23,542,000	44			
2007 Land in Farms (acres)	195,930	28		2008 Other Income	\$7,113,000	49			
2007 Average Size of Farm (acres)	501	3		Government Payments	\$4,640,000	25			
				Imputed Income	\$2,473,000	66			
2007 Value of Land & Bldgs (avg/acre)	\$3,532	48		2008 Total Income	\$106,321,000	35			
2007 Cropland (acres)	178,681	25		Less: Expenses	\$86,094,000	34			
2007 Harvested Cropland (acres)	173,007	25		Realized Net Income	\$20,227,000	38			
2007 Pastureland, all types (acres)	8,725	43							
2007 Woodland (acres)	7,505	60							
<u>2009 CROPS</u>	<u>PLTD</u>	<u>HARV</u>	<u>YLD</u>	<u>UNIT</u>	<u>PROD</u>	<u>RANK</u>	<u>LIVESTOCK</u>	<u>NUMBER HEAD</u>	<u>RANK</u>
Corn	94,700	93,100	187	Bu	17,450,000	11	Jan 2010 All Cattle	4,200	67
Soybeans	72,000	71,900	55.0	Bu	3,960,700	24	Beef Cows	1,600	56
Wheat	*	*	*	Bu	*	*	Milk Cows	*	*
Alfalfa Hay	---	2,300	3.80	Ton	8,700	49	2007 All Hogs	*	*
Other Hay	---	1,500	2.05	Ton	3,100	52	2007 All Sheep	164	75
Popcorn	---	---	---	Lbs	---	---	2007 Chickens	394	60
							2007 Turkeys	21	33



Warrick County

		<u>RANK</u>				<u>RANK</u>			
2007 Census Population	56,996	26		2008 Cash Receipts	\$47,958,000	75			
2007 Total Land Area (acres)	245,432	56		Crop Receipts	\$42,704,000	69			
2007 Number of Farms	413	76		Livestock Receipts	\$5,254,000	78			
2007 Land in Farms (acres)	109,932	71		2008 Other Income	\$5,732,000	66			
2007 Average Size of Farm (acres)	266	32		Government Payments	\$2,927,000	59			
				Imputed Income	\$2,805,000	59			
2007 Value of Land & Bldgs (avg/acre)	\$3,053	79		2008 Total Income	\$46,630,000	70			
2007 Cropland (acres)	88,934	69		Less: Expenses	\$36,774,000	72			
2007 Harvested Cropland (acres)	84,209	69		Realized Net Income	\$9,856,000	62			
2007 Pastureland, all types (acres)	9,448	39							
2007 Woodland (acres)	10,538	38							
<u>2009 CROPS</u>	<u>PLTD</u>	<u>HARV</u>	<u>YLD</u>	<u>UNIT</u>	<u>PROD</u>	<u>RANK</u>	<u>LIVESTOCK</u>	<u>NUMBER HEAD</u>	<u>RANK</u>
Corn	38,000	37,500	169	Bu	6,340,000	68	Jan 2010 All Cattle	*	*
Soybeans	42,500	42,300	47.0	Bu	1,993,800	63	Beef Cows	1,400	63
Wheat	6,200	5,950	56.5	Bu	335,600	28	Milk Cows	*	*
Alfalfa Hay	---	1,300	2.55	Ton	3,300	79	2007 All Hogs	6,074	65
Other Hay	---	3,400	1.50	Ton	5,100	33	2007 All Sheep	94	85
Popcorn	---	---	---	Lbs	---	---	2007 Chickens	310	67
							2007 Turkeys	---	---

COUNTY HIGHLIGHTS

						<u>RANK</u>
2007 Census Population	27,879					57
2007 Total Land Area (acres)	328,669					7
2007 Number of Farms	893					11
2007 Land in Farms (acres)	199,942					24
2007 Average Size of Farm (acres)	224					53
2007 Value of Land & Bldgs (avg/acre)	\$2,824					88
2007 Cropland (acres)	137,866					47
2007 Harvested Cropland (acres)	121,056					52
2007 Pastureland, all types (acres)	36,953					2
2007 Woodland (acres)	32,325					1

			<u>RANK</u>
2008 Cash Receipts	\$108,663,000		44
Crop Receipts	\$61,727,000		56
Livestock Receipts	\$46,936,000		27
2008 Other Income	\$10,941,000		16
Government Payments	\$3,433,000		50
Imputed Income	\$7,508,000		5
2008 Total Income	\$74,070,000		62
Less: Expenses	\$59,034,000		63
Realized Net Income	\$15,036,000		46



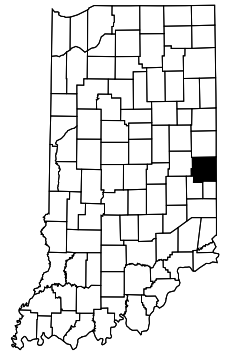
**Washington
County**

<u>2009 CROPS</u>	<u>PLTD</u>	<u>HARV</u>	<u>YLD</u>	<u>UNIT</u>	<u>PROD</u>	<u>RANK</u>
Corn	39,300	36,400	162	Bu	5,900,000	69
Soybeans	40,600	39,600	45.0	Bu	1,779,200	68
Wheat	3,600	3,200	54.5	Bu	173,600	59
Alfalfa Hay	---	3,000	2.95	Ton	8,800	48
Other Hay	---	16,600	2.30	Ton	38,400	3
Popcorn	---	405	---	Lbs	1,730,714	13

<u>LIVESTOCK</u>	<u>NUMBER HEAD</u>	<u>RANK</u>
Jan 2010 All Cattle	25,300	4
Beef Cows	10,300	1
Milk Cows	1,200	26
2007 All Hogs	10,454	60
2007 All Sheep	1,147	9
2007 Chickens	109,896	8
2007 Turkeys	120,000	8

						<u>RANK</u>
2007 Census Population	68,136					24
2007 Total Land Area (acres)	257,132					43
2007 Number of Farms	894					10
2007 Land in Farms (acres)	164,117					48
2007 Average Size of Farm (acres)	184					66
2007 Value of Land & Bldgs (avg/acre)	\$3,273					64
2007 Cropland (acres)	138,041					46
2007 Harvested Cropland (acres)	127,517					47
2007 Pastureland, all types (acres)	14,268					24
2007 Woodland (acres)	11,303					32

			<u>RANK</u>
2008 Cash Receipts	\$95,076,000		51
Crop Receipts	\$74,783,000		47
Livestock Receipts	\$20,293,000		47
2008 Other Income	\$14,854,000		2
Government Payments	\$4,923,000		20
Imputed Income	\$9,931,000		1
2008 Total Income	\$81,448,000		54
Less: Expenses	\$73,204,000		46
Realized Net Income	\$8,244,000		65



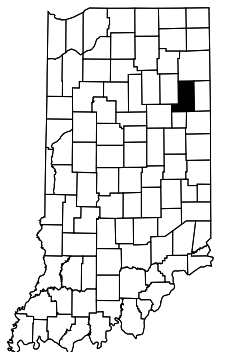
**Wayne
County**

<u>2009 CROPS</u>	<u>PLTD</u>	<u>HARV</u>	<u>YLD</u>	<u>UNIT</u>	<u>PROD</u>	<u>RANK</u>
Corn	64,000	62,200	184	Bu	11,470,000	39
Soybeans	65,200	65,200	54.5	Bu	3,560,300	35
Wheat	3,900	3,810	72.5	Bu	276,400	34
Alfalfa Hay	---	7,500	3.55	Ton	26,800	9
Other Hay	---	4,100	1.90	Ton	7,800	23
Popcorn	---	---	---	Lbs	---	---

<u>LIVESTOCK</u>	<u>NUMBER HEAD</u>	<u>RANK</u>
Jan 2010 All Cattle	13,100	20
Beef Cows	3,500	19
Milk Cows	3,000	13
2007 All Hogs	22,715	44
2007 All Sheep	971	12
2007 Chickens	1,391	18
2007 Turkeys	*	*

						<u>RANK</u>
2007 Census Population	27,899					56
2007 Total Land Area (acres)	235,576					66
2007 Number of Farms	701					35
2007 Land in Farms (acres)	194,602					29
2007 Average Size of Farm (acres)	278					30
2007 Value of Land & Bldgs (avg/acre)	\$3,464					52
2007 Cropland (acres)	184,131					22
2007 Harvested Cropland (acres)	179,434					21
2007 Pastureland, all types (acres)	3,978					85
2007 Woodland (acres)	5,074					77

			<u>RANK</u>
2008 Cash Receipts	\$122,332,000		37
Crop Receipts	\$70,329,000		49
Livestock Receipts	\$52,003,000		22
2008 Other Income	\$8,117,000		35
Government Payments	\$4,438,000		28
Imputed Income	\$3,679,000		41
2008 Total Income	\$113,936,000		29
Less: Expenses	\$87,520,000		32
Realized Net Income	\$26,416,000		20

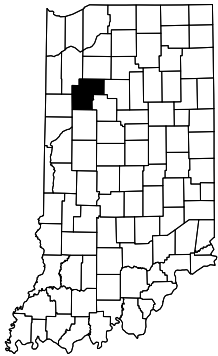


**Wells
County**

<u>2009 CROPS</u>	<u>PLTD</u>	<u>HARV</u>	<u>YLD</u>	<u>UNIT</u>	<u>PROD</u>	<u>RANK</u>
Corn	74,600	70,900	179	Bu	12,680,000	31
Soybeans	102,500	102,400	52.0	Bu	5,304,400	6
Wheat	11,600	11,300	78.5	Bu	887,900	7
Alfalfa Hay	---	*	*	Ton	*	*
Other Hay	---	*	*	Ton	*	*
Popcorn	---	1,659	---	Lbs	5,113,750	8

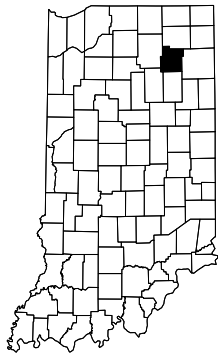
<u>LIVESTOCK</u>	<u>NUMBER HEAD</u>	<u>RANK</u>
Jan 2010 All Cattle	5,700	61
Beef Cows	300	90
Milk Cows	2,500	15
2007 All Hogs	45,828	29
2007 All Sheep	*	*
2007 Chickens	924,421	4
2007 Turkeys	33	24

COUNTY HIGHLIGHTS



**White
County**

		RANK				RANK			
2007 Census Population	23,786	64	2008 Cash Receipts	\$328,448,000	2				
2007 Total Land Area (acres)	323,274	9	Crop Receipts	\$192,784,000	3				
2007 Number of Farms	646	43	Livestock Receipts	\$135,664,000	7				
2007 Land in Farms (acres)	318,110	3	2008 Other Income	\$13,152,000	5				
2007 Average Size of Farm (acres)	492	4	Government Payments	\$6,480,000	4				
			Imputed Income	\$6,672,000	12				
2007 Value of Land & Bldgs (avg/acre)	\$3,835	24	2008 Total Income	\$202,518,000	6				
2007 Cropland (acres)	301,049	3	Less: Expenses	\$160,318,000	5				
2007 Harvested Cropland (acres)	296,116	3	Realized Net Income	\$42,200,000	5				
2007 Pastureland, all types (acres)	7,216	52							
2007 Woodland (acres)	6,328	66							
2009 CROPS	PLTD	HARV	YLD	UNIT	PROD	RANK	LIVESTOCK	NUMBER HEAD	RANK
Corn	150,000	149,500	181	Bu	27,060,000	1	Jan 2010 All Cattle	7,900	42
Soybeans	95,700	95,700	51.0	Bu	4,885,500	13	Beef Cows	1,900	42
Wheat	2,200	2,140	76.0	Bu	163,000	64	Milk Cows	*	*
Alfalfa Hay	---	1,900	3.40	Ton	6,500	58	2007 All Hogs	186,106	2
Other Hay	---	800	1.90	Ton	1,500	78	2007 All Sheep	568	36
Popcorn	---	8,238	---	Lbs	36,309,634	2	2007 Chickens	*	*
							2007 Turkeys	---	---



**Whitley
County**

		RANK				RANK			
2007 Census Population	32,517	52	2008 Cash Receipts	\$107,003,000	45				
2007 Total Land Area (acres)	214,716	72	Crop Receipts	\$65,915,000	54				
2007 Number of Farms	809	22	Livestock Receipts	\$41,088,000	30				
2007 Land in Farms (acres)	137,082	62	2008 Other Income	\$5,161,000	72				
2007 Average Size of Farm (acres)	169	70	Government Payments	\$3,087,000	56				
			Imputed Income	\$2,074,000	75				
2007 Value of Land & Bldgs (avg/acre)	\$3,820	25	2008 Total Income	\$87,721,000	47				
2007 Cropland (acres)	118,326	60	Less: Expenses	\$64,466,000	58				
2007 Harvested Cropland (acres)	108,823	62	Realized Net Income	\$23,255,000	27				
2007 Pastureland, all types (acres)	5,508	73							
2007 Woodland (acres)	9,059	54							
2009 CROPS	PLTD	HARV	YLD	UNIT	PROD	RANK	LIVESTOCK	NUMBER HEAD	RANK
Corn	59,000	57,200	170	Bu	9,740,000	47	Jan 2010 All Cattle	9,400	34
Soybeans	60,100	60,000	50.5	Bu	3,034,900	44	Beef Cows	900	76
Wheat	8,700	8,630	76.0	Bu	654,400	11	Milk Cows	1,800	25
Alfalfa Hay	---	4,000	3.25	Ton	12,900	26	2007 All Hogs	38,933	32
Other Hay	---	1,600	1.75	Ton	2,800	56	2007 All Sheep	601	31
Popcorn	---	116	---	Lbs	*	*	2007 Chickens	*	*
							2007 Turkeys	15	38

TOP TEN COUNTIES FOR CASH RECEIPTS, 2008

All Commodities		Crops		Livestock	
Jasper	\$367,694,000	Jasper	\$208,077,000	Dubois	\$180,708,000
White	\$328,448,000	Knox	\$206,376,000	Jackson	\$171,214,000
Dubois	\$250,404,000	White	\$192,784,000	Elkhart	\$170,057,000
Clinton	\$247,913,000	Benton	\$178,563,000	Jasper	\$159,617,000
Knox	\$247,337,000	Montgomery	\$171,159,000	Jay	\$153,980,000
Jackson	\$246,530,000	Clinton	\$159,893,000	Decatur	\$140,388,000
Decatur	\$244,371,000	Boone	\$140,423,000	White	\$135,664,000
Carroll	\$235,566,000	Cass	\$140,147,000	Adams	\$135,287,000
Newton	\$235,403,000	Hamilton	\$139,394,000	Kosciusko	\$129,298,000
Jay	\$232,714,000	Madison	\$138,499,000	Newton	\$123,133,000