



United States Department of Agriculture
National Agricultural Statistics Service
**Georgia Crop Progress
and Condition Report**



Cooperating with the Georgia Department of Agriculture and the Cooperative Extension Service
Southern Regional Field Office · 355 East Hancock Avenue, Suite 100 · Athens, GA 30601 · (706) 713-5400
www.nass.usda.gov

This report contains data collected each week from respondents across the state whose occupations provide them opportunities to discuss agricultural production with farmers in their counties as well as to make visual observations. We thank all who have contributed to this report.

October 25, 2021

Media Contact: Anthony Prillaman

General

According to the National Agricultural Statistics Service in Georgia, there were 6.4 days suitable for fieldwork for the week ending Sunday, October 24, 2021. Precipitation ranged from no rain to 1.0 inch. Average high temperatures ranged from the low 70s to the low 80s. Average low temperatures ranged from the low 40s to the mid 50s.

Crops

Weather conditions across the state last week continued to be ideal for fieldwork. Temperatures cooled down and minimal rainfall allowed for plenty of days suitable for fall harvesting activities. Cotton fields continued to be defoliated and picking began to ramp up. Some hay fields were noted to have completed a fourth cutting of hay, although most producers struggled to finish three due to heavy rainfall and armyworm pressure over the summer. Peanut fields continued to be dug and sunny weather allowed for peanuts to dry out for harvest. Yields and grades in peanuts were noted to have been good. Soybeans continued to progress behind previous years as most leaves had dropped, but harvest was just starting to ramp up.

Livestock and Pastures

Livestock and pastures remained in generally good condition throughout the state. Cooler temperatures helped minimize heat stress in livestock, although cattle in north Georgia continue to be monitored for Asian Longhorned ticks.

Crop Progress for Week Ending 10/24/21

Crop stage	Prev year (percent)	Prev week (percent)	This week (percent)	5 Year avg (percent)
Cotton - Bolls Opening.....	92	87	90	96
Cotton - Harvested.....	26	15	23	40
Hay - 3rd Cutting.....	98	94	96	95
Oats - Planted.....	39	28	33	35
Peanuts - Dug.....	74	56	74	83
Peanuts - Harvested.....	57	37	53	69
Pecans - Harvested.....	24	9	17	18
Rye - Planted.....	33	19	25	32
Soybeans - Drop Leaves ...	90	81	89	91
Soybeans - Harvested	35	22	31	40
Winter Wheat - Planted.....	18	11	16	14

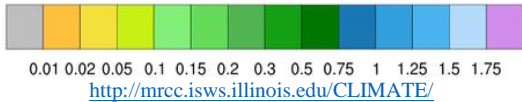
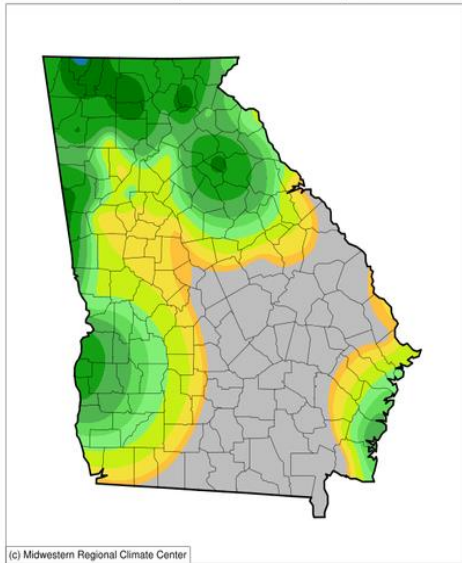
Conditions for Week Ending 10/24/21

Crop	Very poor (percent)	Poor (percent)	Fair (percent)	Good (percent)	Excellent (percent)
Cattle.....	0	4	24	60	12
Cotton.....	1	9	31	52	7
Pasture and range	3	9	27	53	8
Peanuts	0	5	25	58	12
Pecans	0	3	30	59	8
Soybeans	0	2	22	65	11

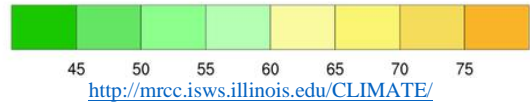
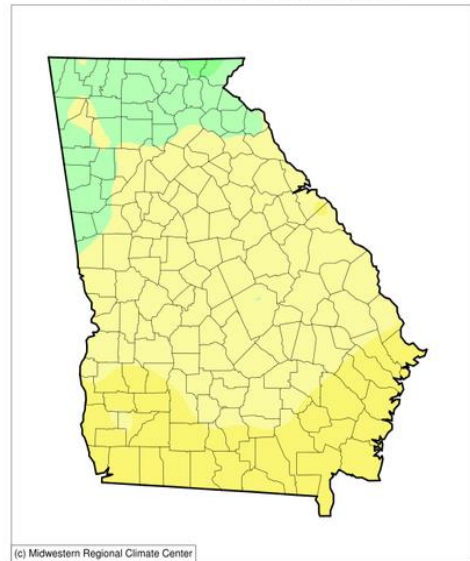
Soil Moisture for Week Ending 10/24/21

Topsoil	Previous week (percent)	This week (percent)
Very short.....	0	2
Short.....	7	26
Adequate.....	82	67
Surplus.....	11	5
Subsoil	Previous week (percent)	This week (percent)
Very short.....	0	1
Short.....	7	22
Adequate.....	82	72
Surplus.....	11	5

Accumulated Precipitation (in)
October 18, 2021 to October 24, 2021

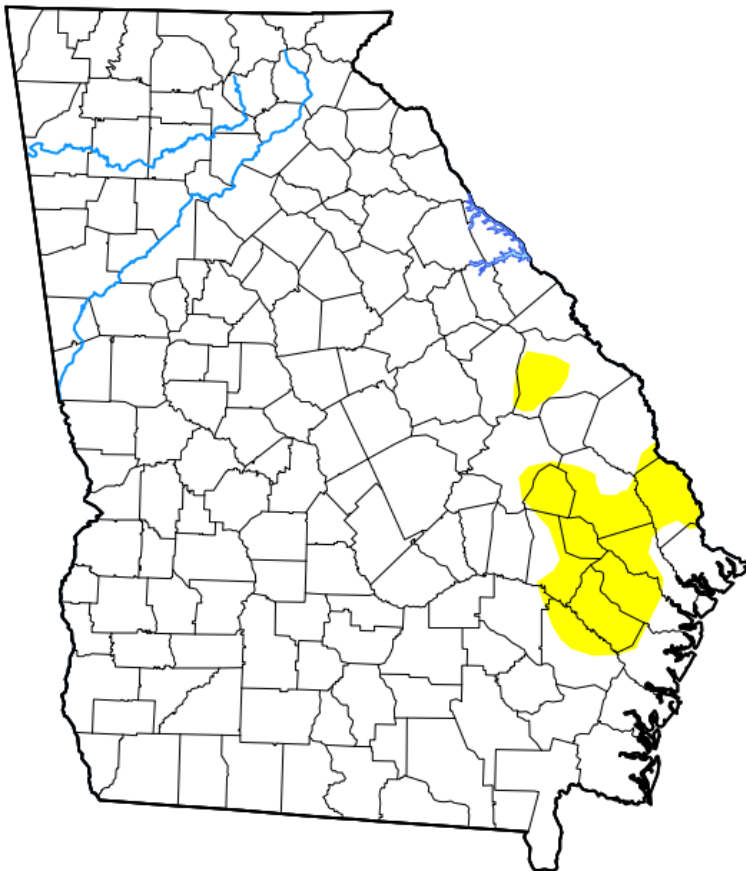


Average Temperature (°F)
October 18, 2021 to October 24, 2021



U.S. Drought Monitor Georgia

October 19, 2021
(Released Thursday, Oct. 21, 2021)
Valid 8 a.m. EDT



Drought Conditions (Percent Area)

	None	D0-D4	D1-D4	D2-D4	D3-D4	D4
Current	94.26	5.74	0.00	0.00	0.00	0.00
Last Week 10-12-2021	100.00	0.00	0.00	0.00	0.00	0.00
3 Months Ago 07-20-2021	100.00	0.00	0.00	0.00	0.00	0.00
Start of Calendar Year 12-29-2020	65.78	34.22	0.00	0.00	0.00	0.00
Start of Water Year 09-28-2021	100.00	0.00	0.00	0.00	0.00	0.00
One Year Ago 10-20-2020	90.94	9.06	0.00	0.00	0.00	0.00

Intensity:

- None
- D0 Abnormally Dry
- D1 Moderate Drought
- D2 Severe Drought
- D3 Extreme Drought
- D4 Exceptional Drought

The Drought Monitor focuses on broad-scale conditions. Local conditions may vary. For more information on the Drought Monitor, go to <https://droughtmonitor.unl.edu/About.aspx>

Author:

Brad Pugh
CPC/NOAA



droughtmonitor.unl.edu