



United States Department of Agriculture
National Agricultural Statistics Service
**FLORIDA CROP PROGRESS &
CONDITION REPORT**



In cooperation with the Florida Department of Agriculture and Consumer Services and the UF/IFAS Extension Service
2290 Lucien Way, Suite 300, Maitland, FL 32751 · (407) 648-6013 · (855) 271-9801 FAX · www.nass.usda.gov/fl

Released: January 20, 2015 (4 PM EST)

Week Ending: January 18, 2015

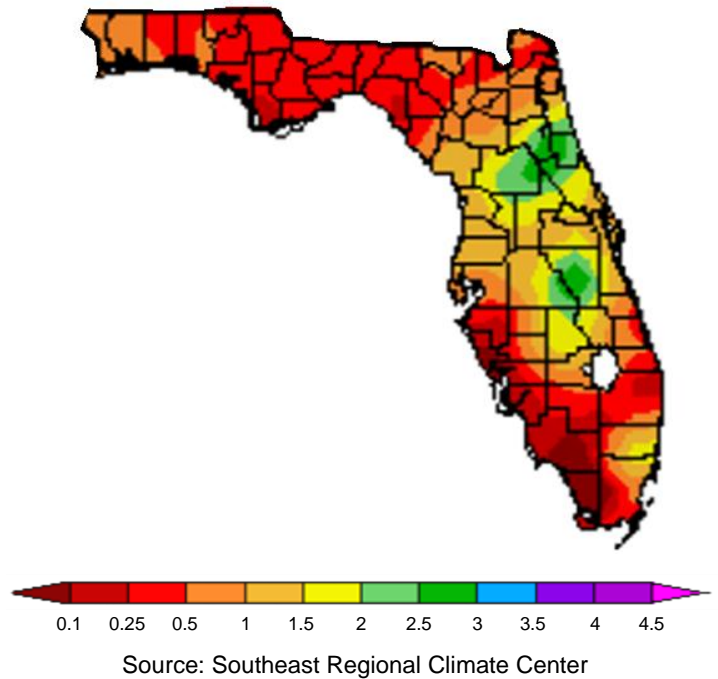
Rain in Central Florida, Dry North and South

Weather Summary: According to Florida’s Automated Weather Network (FAWN), rainfall ranged from 0.03 of an inch to 3.85 inches across the State. Lake Alfred (Polk County) received the most rain with 3.85 inches. Per the U.S. Drought Monitor, Florida was 90 percent drought free this past week. Temperatures ranged from 31 degrees for night time lows to 83 degrees for day time highs, across the State. The highest temperature was 83 degrees in Immokalee (Collier County) and Palmdale (Glades County). The lowest temperature in the State was 31 degrees in Mayo (Lafayette County) and Monticello (Jefferson County).


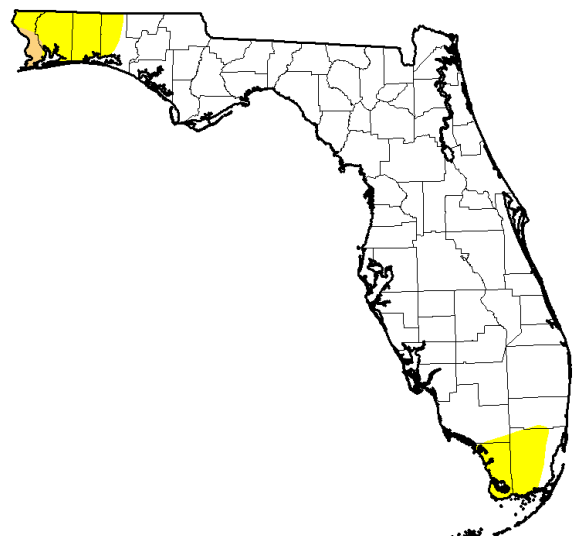
Soil Moisture Ratings

Moisture Rating	Topsoil		
	Current week	Previous week	Previous year
	(percent)	(percent)	(percent)
Very short	0	1	0
Short	22	22	13
Adequate	75	73	82
Surplus	3	4	5

Precipitation (in)–Florida: Jan. 13-19, 2015



U.S. Drought Monitor–Florida: Jan. 13, 2015



Field Crops: There was an average of 6.2 days suitable for field work this past week, slightly below the previous week. Fields in the Panhandle were very wet this past week. Some cotton was being harvested in Gadsden County.

Fruit and Vegetables: Planting of potatoes continued in Flagler and Putnam counties. Farmers in north Florida were harvesting onions, strawberries, greens, cabbage, and broccoli. Vegetables coming to market in southwest Florida were green beans, beets, cabbage, collards, cucumbers, eggplant, kale, peppers, potatoes, squash, Swiss chard, tomatoes, and a variety of specialty items. Warmer weather has increased yields on vegetable crops. Crops harvested in Miami-Dade County were green beans, pole beans, yellow squash, zucchini, tomatoes, peppers, eggplant, sweet corn, boniato, and malanga.

Livestock and Pastures: In Charlotte, Collier, Glades, Hendry, and Lee counties, pasture quality has improved with warm temperatures and rain. Statewide, the cattle condition was mostly good while the winter forage and pasture condition was fair to good.

Cattle and Pasture Condition

Condition	Cattle		Pasture	
	Current week	Previous week	Current week	Previous week
	(percent)	(percent)	(percent)	(percent)
Very poor.....	0	0	3	3
Poor.....	4	3	16	13
Fair.....	30	29	41	40
Good.....	63	65	40	44
Excellent.....	3	3	0	0

Citrus: Temperatures were typical for this time of the year. Highs were in the 70s and 80s; minimum temperatures were in the 40s. Rainfall was heavy in the central citrus producing area, reaching over three and a half inches in Lake Alfred (Polk County) and Kenansville (Osceola County). Only three monitored stations, all in the southern area, received less than a half an inch. As per the U.S. Drought Monitor, last updated January 13, 2015, no drought or abnormally dry conditions exist in any citrus producing area.

Processing plants were up and running at full capacity. Harvesting for early and midseason oranges included both Hamlin and Pineapple oranges. Weekly totals continued to be slightly less than last season, due to the small size fruit and lesser crop.

Navel orange harvest was slowing as the season is coming closer to an end. Colored and white grapefruit harvest was very similar to last season’s weekly harvest. Honey tangerine harvest was picking up, but was still being harvested in small amounts.

Grove activity included spraying, irrigation, and mowing in preparation for harvest. Combating greening is a constant struggle for citrus growers. Re-entry times after spraying is between two and ten days, slowing down survey progress at times.

Citrus Estimated Boxes Harvested

[In thousands of 1-3/5 bushel boxes]

Crop	For week ending:		
	Jan 4, 2014	Jan 11, 2015	Jan 18, 2015
	(boxes)	(boxes)	(boxes)
Early & mid oranges	3,660	4,010	4,636
Temples	0	3	7
Navel oranges	23	28	39
Valencia	0	0	1
White grapefruit.....	41	45	83
Colored grapefruit.....	268	374	484
Sunburst tangerines	42	30	19
Honey Tangerines	22	47	72
Tangelos	26	58	69
Total	4,082	4,595	5,410

To subscribe to this report, at no cost, go to the NASS website at http://www.nass.usda.gov/Statistics_by_State/Florida/Subscribe_to_FL_Reports/index.asp. Complete the *Subscribe to FL Reports* form, select Florida Crop-Weather and enter your first and last name and your e-mail. The precipitation map used in this report is from the Southeast Regional Climate Center (SERCC) website at http://www.sercc.com/climateinfo/precip_maps. The drought monitor map used in this report is from the U.S. Drought Monitor website at <http://droughtmonitor.unl.edu> maintained by the National Drought Mitigation Center. The precipitation and temperature data is from the Florida Automated Weather Network (FAWN) at <http://fawn.ifas.ufl.edu> maintained by UF/IFAS Information Technologies.