



United States Department of Agriculture
National Agricultural Statistics Service

Freestone Peach Freezer and Dehydrator Report

State Summary – 2008 Crop Year



Cooperating with the California Department of Food and Agriculture

California Field Office · P.O. Box 1258 · Sacramento, CA 95812 · (916) 498-5161 · (916) 498-5186 Fax · www.nass.usda.gov/ca

Released: January 9, 2009

Information contained in this report was supplied by dry yards and freezers of Freestone peaches to fulfill reporting requirements of Sections 55601.7 and 55601.8 of the California Food and Agricultural Code. Weighted average price represents the average roadside price paid to growers and packing houses for fresh Freestone peaches used for freezing or drying. Freezers grading Freestone peaches reported approximately 1 percent as off-grade. Dry yards do not grade Freestone peaches, so there is not an off-grade percentage.

2008 FREESTONE PEACHES FOR FREEZING

Variety Type	Total Fresh Tons Received For Freezing 1/	Total Fresh Tons Purchased For Freezing 2/	Wtd. Average Price Paid to Growers F.O.B. Roadside 3/	Wtd. Average Price Paid to Packing Houses F.O.B. Packinghouse 3/
	Tons		Dollars Per Ton	
Mid-Gem	34,600	24,600	236.00	30.00
Late-Gem	55,300	44,800	271.00	4/
Fay Elberta	4,200	2,900	242.00	4/
Other Varieties	1,000	800	493.00	4/
All Varieties	95,100	73,100	262.00	30.00

1/ Total tons for freezing received from growers, packinghouses, and the processor's own orchards.

2/ Total tons for freezing purchased from growers and packinghouses. Tons from processors' own orchards are excluded from this column.

3/ Fresh tons purchased from California growers totaled 68,600 for freezing. Tons purchased from packinghouses totaled 4,500. The weighted average price paid to growers and packinghouses was \$248.00 per ton. If the tons (22,000) grown in the freezer's own orchards are included using the grower price (\$262.00), then average value received for freezing is \$251.00 per ton.

4/ No tons for this variety were reported purchased from packinghouses.

2008 FREESTONE PEACHES FOR DRYING

Variety Type	Total Tons Received For Drying 1/	Total Tons Purchased For Drying 2/	Total Dried Tons After Drying (Natural Cond.)	Dry-Away Ratio 3/	Wtd. Average Price Paid To Growers 4/	Wtd. Average Price Paid To Packing Houses 4/
	Tons				Dollars Per Ton	
Fay Elberta	0	0	0	0.0	5/	6/
Lovell	0	0	0	0.0	5/	6/
Gem Types	0	0	0	0.0	5/	6/
Other Varieties	9,500	9,200	1,050	9.1	215.00	44.00
All Varieties	9,500	9,200	1,050	9.1	215.00	44.00

1/ Total tons for drying received from growers, packinghouses, and the processor's own orchards.

2/ Total tons for drying purchased from growers and packinghouses. Tons from the processor's own orchards are excluded from this column.

3/ Dry-Away Ratios may not calculate due to rounding.

4/ Fresh tons purchased from California growers for drying totaled 40. Tons purchased from packinghouses totaled 9,160. The weighted average price paid to growers and packinghouses was \$45.00 per ton. If the tons (300) grown in the dehydrator's own orchards are included using the grower price (\$215.00), then the average value per ton received for drying is \$50.00 per ton.

5/ No tons for this variety were reported purchased from growers.

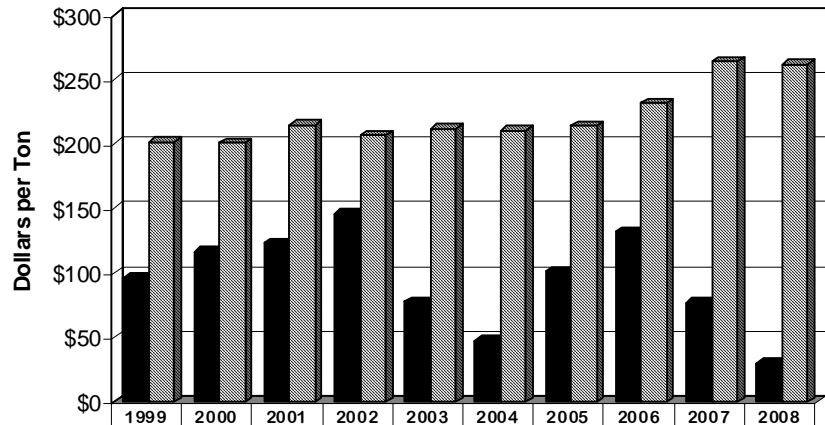
6/ No tons for this variety were reported purchased from packinghouses.

CALIFORNIA DEPARTMENT OF FOOD AND AGRICULTURE
SACRAMENTO, CALIFORNIA
A. G. KAWAMURA, SECRETARY

COMPILED AND PUBLISHED BY:

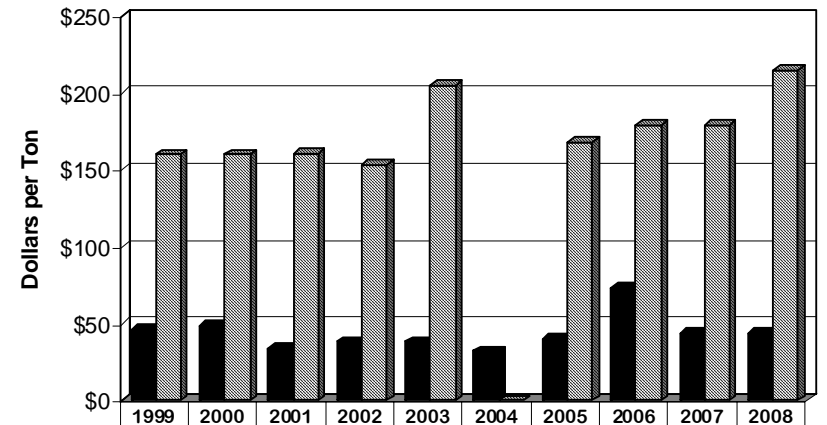
USDA, National Agricultural Statistics Service, California Field Office
P.O. Box 1258, Sacramento, CA 95812
Phone: (916) 498-5161 – Fax: (916) 498-5186

WEIGHTED AVERAGE PRICE PAID FOR FREEZING



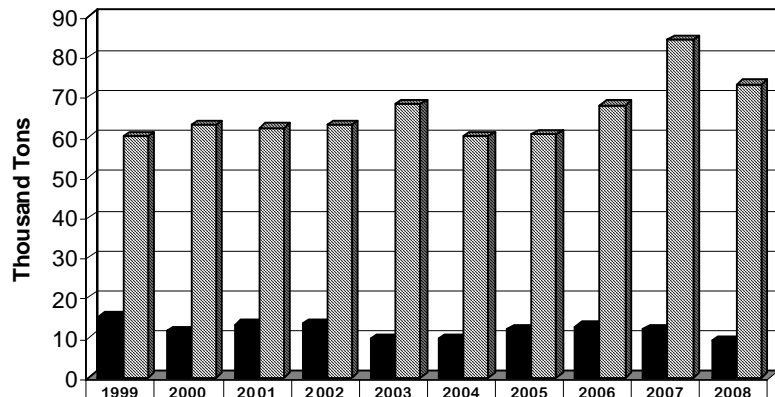
	1999	2000	2001	2002	2003	2004	2005	2006	2007	2008
■ PKG. HOUSE	96	117	123	146	78	48	101	132	77	30
▨ GROWERS	202	201	215	207	212	211	214	232	264	262

WEIGHTED AVERAGE PRICE PAID FOR DRYING



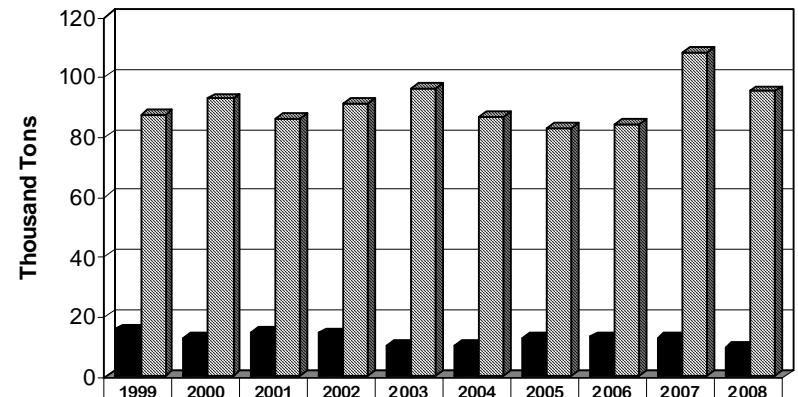
	1999	2000	2001	2002	2003	2004	2005	2006	2007	2008
■ PKG. HOUSE	46	49	34	38	38	32	40	73	44	44
▨ GROWERS	160	160	161	153	205	0	168	179	179	215

TOTAL TONS PURCHASED FOR FREEZING AND DRYING



	1999	2000	2001	2002	2003	2004	2005	2006	2007	2008
■ DRYING	15,050	11,690	13,250	13,520	9,700	9,800	12,100	12,800	12,200	9,200
▨ FREEZING	60,100	62,900	62,200	62,915	68,130	60,200	60,670	67,900	84,200	73,100

TOTAL TONS RECEIVED FOR FREEZING AND DRYING



	1999	2000	2001	2002	2003	2004	2005	2006	2007	2008
■ DRYING	15,700	12,620	14,590	14,200	10,160	10,400	12,700	13,100	12,700	9,500
▨ FREEZING	87,100	92,600	86,000	91,120	95,930	86,600	82,800	84,100	107,900	95,100