



Walnut/Raisin/Prune Report State Summary – 2009 Crop Year

Cooperating with the California Department of Food and Agriculture

California Field Office · P.O. Box 1258 · Sacramento, CA 95812 · (916) 498-5161 · (916) 498-5186 Fax · www.nass.usda.gov/ca

Released: October 8, 2010 - 12:00 p.m. PDT

Information contained in this report was supplied by handlers of walnuts, raisins and prunes to fulfill reporting requirements of Sections 55601.7 and 55601.8 of the Food and Agricultural Code. The report includes all tonnages of walnuts, raisins and prunes that were either produced by the handler or purchased from producers. Final weighted average price, including bonuses and allowances, has been reported for all contracts which were finalized.

All 2009 crop transactions completed through the close of business on August 31, 2010 are included in this report. A "good faith" estimate of final weighted average price was reported for those contracts which were not final on the same date. The data are shown by major varieties at the State level only.

DEFINITIONS

Producer: A person or operator who is responsible for the walnuts, raisins or prunes in the unprocessed state. A dehydrator operator is considered the producer of raisins or prunes if he grew or purchased fresh grapes or prunes and dehydrated them.

Handler: Firm that processes and markets walnuts, raisins or prunes.

Finalized Purchases: Tonnage purchased from producers, for which a pricing contract has been completed.

Non-Finalized Purchases: Contracted tonnage, for which a final price has not yet been determined.

Free Tonnage: Tonnage received by a handler, for which the only Federal marketing order regulation is a minimum quality or size standard. Reserve tonnage is the tonnage set aside as authorized by a Federal marketing order.

DFA Inspected Tonnage: Prunes that have been inspected by officials of the Dried Fruit Association of California.

Weighted Average Price: Weighted average price reflects prices or "good faith" estimates of prices as reported by handlers and include any bonuses or allowances.

California Department of Food and Agriculture
Sacramento, California
A. G. Kawamura, Secretary

Compiled and Published by:
USDA'S National Agricultural Statistics Service,
California Field Office
P.O. Box 1258
Sacramento, CA 95812-1258
(916) 498-5161

Vic Tolomeo, Director
Kelly Krug – Sarah Hoffman, Deputy Directors
Doug Flohr – Jennifer Van Court, Statisticians

USDA-NASS, California Field Office publications are available free-of-charge on the Internet at:

www.nass.usda.gov/ca

SUMMARY OF WALNUT HANDLERS' REPORTS

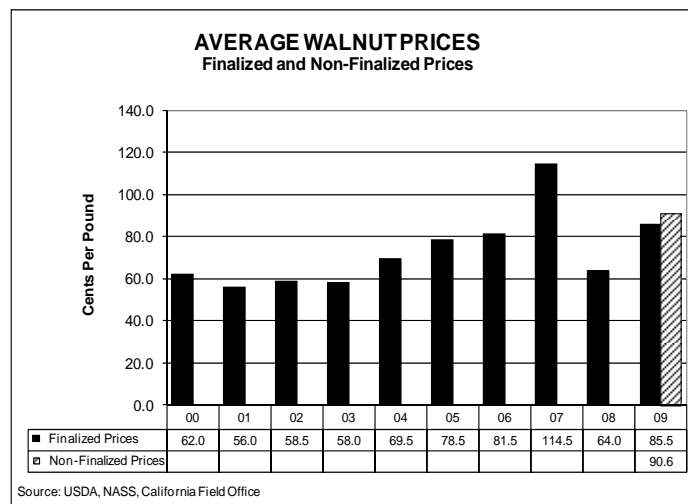
Walnuts produced by handlers in 2009 totaled 7,557 tons. This figure does NOT include walnuts purchased from other handlers or producers.

The tonnage produced by the handler plus tonnage purchased from producers for the 2009 walnut crop was 432,334 in-shell tons.

The total 2009 walnut crop purchased from producers, for whom pricing had been finalized, reached 411,706 tons at an average price of 85.5 cents per pound. This price is rounded to the nearest tenth of a cent per pound and includes all bonuses and allowances.

Purchases from producers, for whom pricing was NOT finalized, totaled 13,071 tons. The average "good faith" estimate of final weighted average price for this tonnage was 90.6 cents per pound.

The quantity of all walnuts purchased from producers was 424,777 tons for the 2009 crop. This figure does not include walnuts produced by the handler or purchased from other handlers.



WALNUTS: IN-SHELL TONS, 2009 CROP

Variety	Produced by Handler	Finalized Prices		Non-Final Prices		Total Acquisitions	
		Purchased from Producer	Price Per Pound 1/	Purchased from Producer	Price Per Pound 1/	Purchased from Producer	Total Quantity Handled
		<i>Tons</i>	<i>Cents</i>	<i>Tons</i>	<i>Cents</i>	<i>Tons</i>	
Chandler	3,756	156,976	93.9	5,408	95.3	162,384	166,140
Franquette	15	4,715	65.5	61	86.8	4,776	4,791
Hartley	890	59,882	80.8	231	56.2	60,113	61,003
Howard	1,457	43,839	87.2	2,718	92.4	46,557	48,014
Payne	154	7,450	70.1	7	71.0	7,457	7,611
Serr	16	22,234	83.6	1,799	88.9	24,033	24,049
Tulare	611	47,083	90.5	1,483	95.8	48,566	49,177
Vina	428	34,896	73.7	169	75.5	35,065	35,493
Other	230	34,631	65.8	1,195	70.4	35,826	36,056
TOTAL	7,557	411,706	85.5	13,071	90.6	424,777	432,334

1/ Prices include bonuses and allowances.

NOTE: Varietal totals may not equal due to rounding.

SUMMARY OF RAISIN HANDLERS' REPORTS

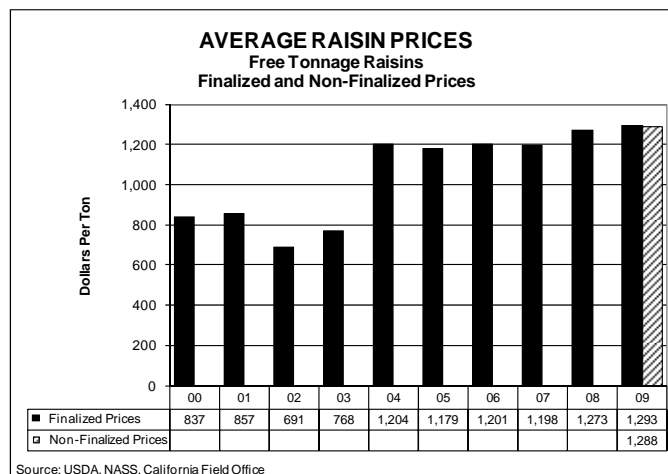
Free raisin tonnage produced by handlers in 2009 totaled 27,793 tons. This figure does NOT include raisins purchased from other handlers or producers.

The tonnage produced by the handler plus tonnage purchased from producers for the 2009 raisin crop was 296,244 tons.

The total 2009 raisin crop purchased from producers, for whom pricing had been finalized, reached 189,972 tons at an average price of \$1,293 per ton. This price is rounded to the nearest dollar per ton and includes all bonuses and allowances.

Purchases from producers, for whom pricing was NOT finalized, totaled 78,479. The average "good faith" estimate of final weighted average price for this tonnage was \$1,288 per ton.

The quantity of all raisins purchased from producers was 268,451 tons for the 2009 crop. This figure does not include raisins produced by the handler or purchased from other handlers.



FREE RAISIN TONNAGE: "MEETING INSPECTION" 1/, 2009 CROP YEAR

Variety	Produced by Handler	Finalized Prices		Non-Final Prices		Total Acquisitions	
		Purchased from Producer	Price Per Ton 2/	Purchased from Producer	Price Per Ton 2/	Purchased from Producer	Total Quantity Handled
		<i>Tons</i>	<i>Dollars</i>	<i>Tons</i>	<i>Dollars</i>	<i>Tons</i>	
Natural Seedless	19,788	172,430	1,277	75,974	1,278	248,405	268,193
Dipped Seedless	1	3,457	1,333	0	---	3,457	3,457
Oleate Seedless	0	0	---	0	---	0	0
Golden Seedless	5,724	5,298	1,910	2,505	1,596	7,803	13,528
Zante Currants	40	2,131	1,620	0	---	2,131	2,171
Sultanas	0	41	953	0	---	41	41
Muscats	4	4	1,002	0	---	4	8
Monukkas	2	153	1,062	0	---	153	156
Other Seedless	2,232	6,458	1,106	0	---	6,458	8,690
TOTAL	27,793	189,972	1,293	78,479	1,288	268,451	296,244

1/ Free tonnage as reported to the Raisin Administrative Committee.

2/ Price includes bonuses and allowances.

NOTE: Varietal totals may not equal due to rounding.

SUMMARY OF PRUNE HANDLERS' REPORTS

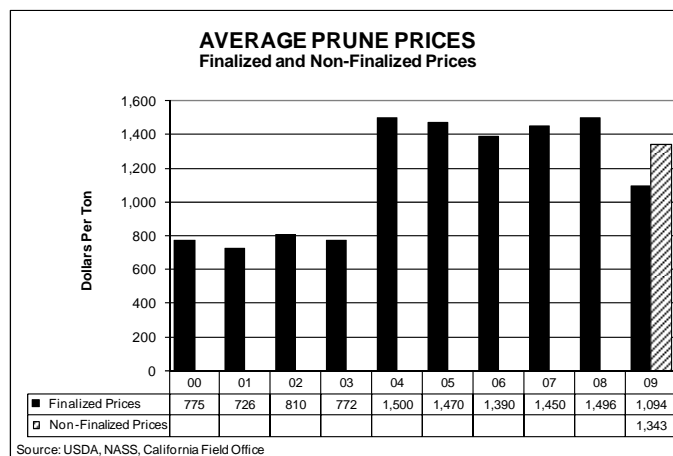
Prunes produced by handlers in 2009 totaled 34,468 tons. This figure does NOT include prunes purchased from other handlers or producers.

The total 2009 prune crop purchased from producers, for whom pricing had been finalized, reached 61,679 tons at an average price of \$1,094 per ton. This price is rounded to the nearest dollar per ton and includes all bonuses and allowances.

Purchases from producers, for whom pricing was NOT finalized, totaled 69,206 tons. The average "good faith" estimate of final weighted average price for this tonnage was \$1,343 per ton.

The quantity of all prunes purchased from producers was 130,885 tons for the 2009 crop. This figure does not include prunes produced by the handler or purchased from other handlers. The weighted average size count of tons purchased from producers was 68 for the French varieties, and 79 for the non-French varieties.

The tonnage produced by the handler plus tonnage purchased from producers for the 2009 prune crop was 165,197 tons of French and 155 tons of non-French for a total of 165,352 tons of DFA inspected prunes.



PRUNES: DFA INSPECTED TONS 1/, 2009 CROP YEAR

Variety	Produced by Handler	Finalized Prices		Non-Final Prices		Total Acquisitions		
		Purchased from Producer	Price Per Ton 2/	Purchased from Producer	Price Per Ton 2/	Purchased from Producer	Weighted Avg. Size Count	Total Quantity Handled
		<i>Tons</i>	<i>Dollars</i>	<i>Tons</i>	<i>Dollars</i>	<i>Tons</i>	<i>Number</i>	<i>Tons</i>
French	34,440	61,552	1,095	69,206	1,343	130,758	68	165,197
Non-French	28	127	563	0	---	127	79	155
TOTAL	34,468	61,679	1,094	69,206	1,343	130,885	68	165,352

1/ Tons as shown on DFA Inspection Certificates as required by the Prune Marketing Committee.

2/ Prices include bonuses and allowances.

NOTE: Varietal totals may not equal due to rounding.