



United States Department of Agriculture
National Agricultural Statistics Service
**Alabama Crop Progress
and Condition Report**



Cooperating with the Alabama Department of Agriculture and Industries
Southern Region, Georgia Field Office · 355 East Hancock Avenue · Athens, GA 30601 · (800) 253-4419 · (855) 271-9801 FAX
<https://www.nass.usda.gov/>

This report contains data collected each week from respondents across the state whose occupations provide them opportunities to discuss agricultural production with farmers in their counties as well as to make visual observations. We thank all who have contributed to this report.

October 3, 2022

Media Contact: Charmaine Wilson

General

According to the National Agricultural Statistics Service in Alabama, there were 6.9 days suitable for fieldwork for the week ending Sunday, October 2, 2022. Precipitation ranged from no rain to 1.5 inches. Average high temperatures ranged from the low 70s to the mid 80s. Average low temperatures ranged from the low 40s to the high 50s.

Crops

The entire state received very little rain the past week, with only the northern part of the state receiving a notable amount. Cooler temperatures continued throughout the state, especially at night. Reporters across the state noted increased wind speeds due to Hurricane Ian but thankfully no other adverse impacts from the storm. Dry weather helped harvest conditions speed along, with corn harvest nearing completion. Peanut digging and harvest made significant progress last week. Digging was starting to slow until more moisture is received. Cotton bolls opening continued to make rapid progress with more operators beginning harvest across the state. Soybean leaves continued dropping and early soybean harvest progressed with more operators expected to begin in the upcoming weeks. Hay operators took advantage of the dry weather with the third cutting of hay nearly complete.

Livestock and Pastures

Cattle continued to be in mostly good condition. Pasture and soil conditions declined due to the lack of rain across the state. Reporters, especially in the southern region of the state, noted that pastures continued to dry up.

Crop Progress for Week Ending 10/02/22

Crop stage	Prev year (percent)	Prev week (percent)	This week (percent)	5 Year avg (percent)
Corn - Harvested	80	82	92	89
Cotton - Bolls Opening.....	62	74	86	77
Cotton - Harvested.....	5	4	14	8
Hay - 3rd Cutting.....	77	83	93	81
Peanuts - Dug.....	33	19	43	41
Peanuts - Harvested	19	9	29	25
Soybeans - Dropping				
Leaves.....	71	64	72	76
Soybeans - Harvested	10	11	18	18

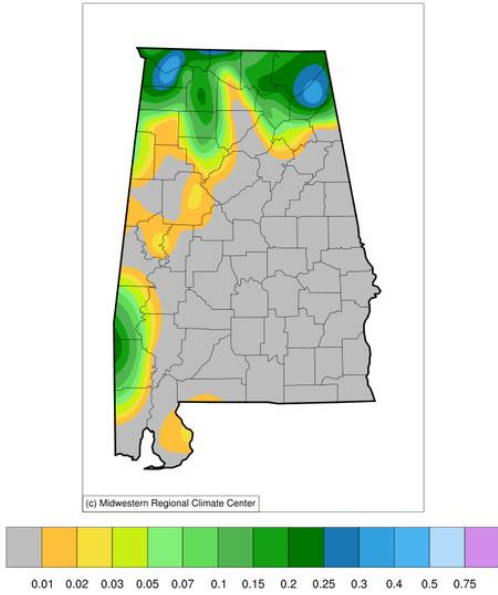
Conditions for Week Ending 10/02/22

Crop	Very poor (percent)	Poor (percent)	Fair (percent)	Good (percent)	Excellent (percent)
Cattle.....	0	1	8	88	3
Cotton.....	0	3	18	75	4
Pasture and range	0	10	37	52	1
Peanuts	0	1	9	75	15
Soybeans	0	5	35	58	2

Soil Moisture for Week Ending 10/02/22

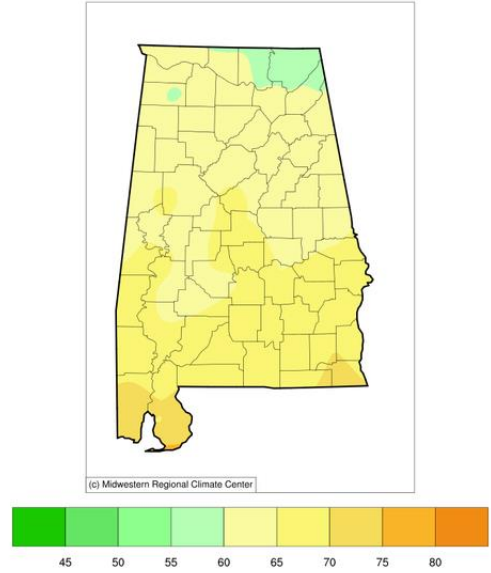
Topsoil	Previous week (percent)	This week (percent)
Very short.....	5	7
Short.....	34	49
Adequate	61	44
Surplus	0	0
Subsoil	Previous week (percent)	This week (percent)
Very short.....	4	3
Short.....	28	37
Adequate	67	60
Surplus	1	0

Accumulated Precipitation (in)
September 26, 2022 to October 02, 2022



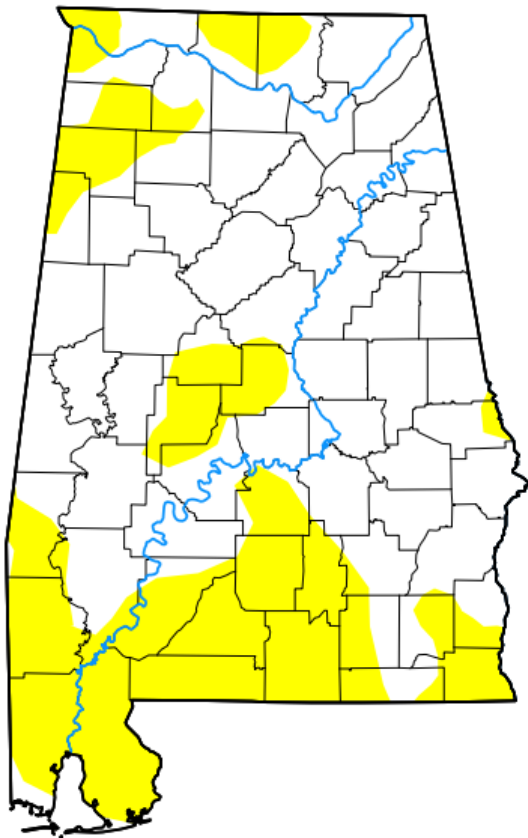
<http://mrcc.purdue.edu/CLIMATE/>

Average Temperature (°F)
September 26, 2022 to October 02, 2022



<http://mrcc.purdue.edu/CLIMATE/>

U.S. Drought Monitor Alabama



September 27, 2022

(Released Thursday, Sep. 29, 2022)

Valid 8 a.m. EDT

Drought Conditions (Percent Area)

	None	D0-D4	D1-D4	D2-D4	D3-D4	D4
Current	67.58	32.42	0.00	0.00	0.00	0.00
Last Week <i>09-20-2022</i>	93.37	6.63	0.00	0.00	0.00	0.00
3 Months Ago <i>06-28-2022</i>	51.52	48.48	1.86	0.00	0.00	0.00
Start of Calendar Year <i>01-04-2022</i>	76.82	23.18	3.44	0.00	0.00	0.00
Start of Water Year <i>09-28-2021</i>	100.00	0.00	0.00	0.00	0.00	0.00
One Year Ago <i>09-28-2021</i>	100.00	0.00	0.00	0.00	0.00	0.00

Intensity:

- None
- D0 Abnormally Dry
- D1 Moderate Drought
- D2 Severe Drought
- D3 Extreme Drought
- D4 Exceptional Drought

The Drought Monitor focuses on broad-scale conditions. Local conditions may vary. For more information on the Drought Monitor, go to <https://droughtmonitor.unl.edu/About.aspx>

Author:

Richard Heim
NCEI/NOAA



droughtmonitor.unl.edu