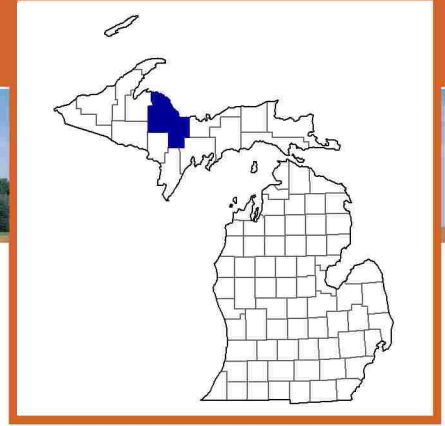




Marquette County, Michigan Farms with American Indian or Alaska Native Producers^a

Data not available at this geographic level for farms with American Indian or Alaska Native Producers.

^a This race alone or in combination with other races.



Marquette County, Michigan Farms with Asian Producers^a

Data not available at this geographic level for farms with Asian Producers.

^a This race alone or in combination with other races.



Marquette County, Michigan Farms with Black or African American Producers^a

Data not available at this geographic level for farms with Black or African American Producers.

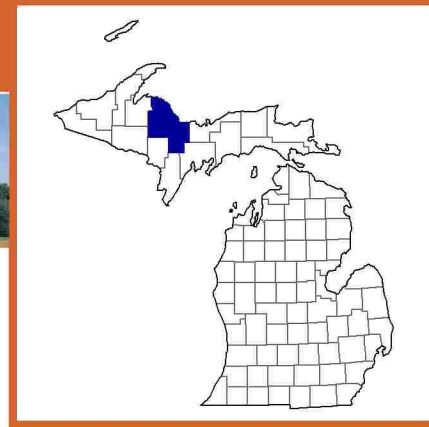

^a This race alone or in combination with other races.



Marquette County, Michigan Farms with Native Hawaiian or Other Pacific Islander Producers^a

Data not available at this geographic level for farms with Native Hawaiian or Other Pacific Islander Producers.

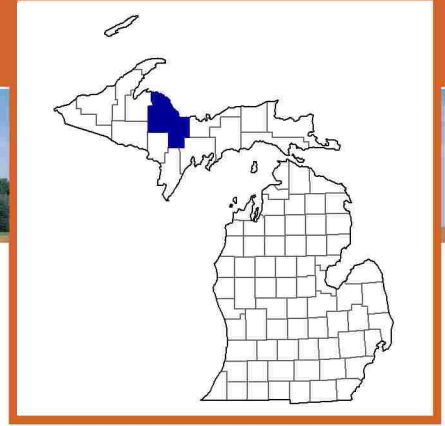
^a This race alone or in combination with other races.



Marquette County, Michigan Farms with White Producers^a

Data not available at this geographic level for farms with White Producers.

^a This race alone or in combination with other races.



Marquette County, Michigan Farms with Hispanic, Latino, or Spanish Producers

Data not available at this geographic level for farms with Hispanic, Latino, or Spanish Producers.



Marquette County, Michigan Farms with Female Producers

Total and Per Farm Overview, 2022

| | Farms with Female Producers | All Farms |
|----------------------------------|-----------------------------|-------------|
| Number of farms | 159 | 212 |
| Land in farms (acres) | 21,514 | 34,930 |
| Average size of farm (acres) | 135 | 165 |
| Total | (\$) | (\$) |
| Market value of products sold | 2,817,000 | 3,367,000 |
| Government payments | 36,000 | 76,000 |
| Farm-related income | 768,000 | 1,305,000 |
| Total farm production expenses | 4,259,000 | 5,178,000 |
| Net cash farm income | -639,000 | -430,000 |
| Per farm average | (\$) | (\$) |
| Market value of products sold | 17,715 | 15,881 |
| Government payments ^c | 3,583 | 3,040 |
| Farm-related income ^c | 15,996 | 20,397 |
| Total farm production expenses | 26,786 | 24,426 |
| Net cash farm income | -4,016 | -2,029 |

Share of Sales by Type (%)

| | |
|----------------------------------|----|
| Crops | 46 |
| Livestock, poultry, and products | 54 |

Land in Farms by Use (%) ^b

| | |
|-------------|----|
| Cropland | 24 |
| Pastureland | 23 |
| Woodland | 43 |
| Other | 11 |

Land Use Practices (% of farms)

| | |
|----------------|----|
| No till | 13 |
| Reduced till | 9 |
| Intensive till | 7 |
| Cover crop | 14 |

Farms by Value of Sales

| | Number | Percent ^b |
|----------------------|------------|----------------------|
| Less than \$2,500 | 53 | 33 |
| \$2,500 to \$4,999 | 21 | 13 |
| \$5,000 to \$9,999 | 33 | 21 |
| \$10,000 to \$24,999 | 20 | 13 |
| \$25,000 to \$49,999 | 13 | 8 |
| \$50,000 to \$99,999 | 14 | 9 |
| \$100,000 or more | 5 | 3 |
| Total | 159 | 100 |

Farms by Size

| | Number | Percent ^b |
|------------------|------------|----------------------|
| 1 to 9 acres | 17 | 11 |
| 10 to 49 acres | 55 | 35 |
| 50 to 179 acres | 49 | 31 |
| 180 to 499 acres | 28 | 18 |
| 500 to 999 acres | 9 | 6 |
| 1,000 + acres | 1 | 1 |
| Total | 159 | 100 |

| Market Value of Agricultural Products Sold | | Total Producers ^d | 170 |
|---|--------------------|-------------------------------|---|
| | Sales (\$1,000) | No. of Farms | |
| Total | 2,817 | 159 | Age |
| Crops | 1,299 | 90 | <35 12 |
| Grains, oilseeds, dry beans, dry peas | (D) | 6 | 35 – 64 98 |
| Tobacco | - | - | 65 and older 60 |
| Cotton and cottonseed | - | - | Race |
| Vegetables, melons, potatoes, sweet potatoes | 661 | 45 | American Indian/Alaska Native 3 |
| Fruits, tree nuts, berries | 129 | 22 | Asian 8 |
| Nursery, greenhouse, floriculture, sod | 312 | 21 | Black/African American - |
| Cultivated Christmas trees, short rotation woody crops | (D) | 1 | Native Hawaiian/Pacific Islander - |
| Other crops and hay | 191 | 59 | White 159 |
| | | | More than one race - |
| Livestock, poultry, and products | 1,517 | 79 | Primary occupation |
| Poultry and eggs | 266 | 54 | Farming 63 |
| Cattle and calves | 341 | 21 | Other 107 |
| Milk from cows | (D) | 2 | Days worked off farm |
| Hogs and pigs | 98 | 32 | None 67 |
| Sheep, goats, wool, mohair, milk | (D) | 9 | 1 to 199 53 |
| Horses, ponies, mules, burros, donkeys | 23 | 9 | 200 + 50 |
| Aquaculture | - | - | Other characteristics |
| Other animals and animal products | 546 | 26 | Hispanic/Latino/Spanish - |
| | | | With military service 7 |
| | | | New and beginning farmers 78 |
| | | | <i>Average age (years)</i> 56.5 |
| Top Crops in Acres ^e | | Percent of farms that: | Owned & Rented Land in Farms |
| Forage (hay/haylage), all | 3,286 | Have internet access | 84 |
| Vegetables harvested, all | 71 | Farm organically | - |
| Hemp for grain | 48 | | |
| Oat for grain | 30 | Sell directly to consumers | 27 |
| Pumpkins | 22 | Hire farm labor | 21 |
| | | Are family farms | 94 |
| Livestock Inventory (Dec 31, 2022) | | | Tenure |
| Broilers and other meat-type chickens | 1,400 | | Full Owners farms 136 acres 18,606 |
| Cattle and calves | 571 | | Part Owners farms 23 acres 2,908 |
| Goats | 73 | | Tenants farms - acres - |
| Hogs and pigs | 101 | | |
| Horses and ponies | 213 | | |
| Layers | 4,312 | | |
| Pullets | 231 | | |
| Sheep and lambs | 119 | | |
| Turkeys | 179 | | |

See [2022 Census of Agriculture](#), U.S. Summary and State Data, for complete footnotes, explanations, definitions, commodity descriptions, and methodology.

^a This race alone or in combination with other races. ^b May not add to 100% due to rounding. ^c Average per farm receiving. ^d Data collected for a maximum of four producers per farm. ^e Crop commodity names may be shortened; see full names at www.nass.usda.gov/go/cropnames.pdf. ^f Position below the line does not indicate rank. (D) Withheld to avoid disclosing data for individual operations. (NA) Not available. (Z) Less than half of the unit shown. (-) Represents zero.