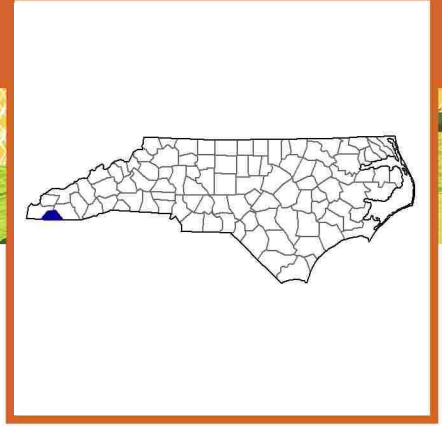


## Clay County, North Carolina Farms with American Indian or Alaska Native Producers<sup>a</sup>

**Data not available at this geographic level for farms with American Indian or Alaska Native Producers.**

<sup>a</sup> This race alone or in combination with other races.



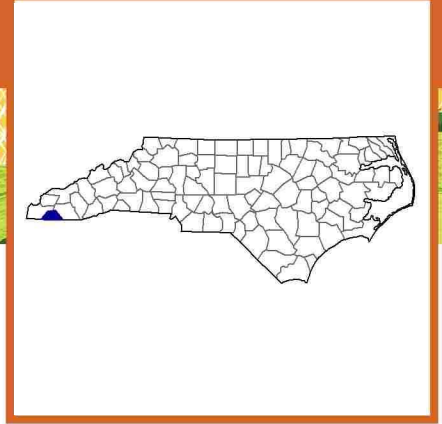


## Clay County, North Carolina Farms with Asian Producers<sup>a</sup>

Data not available at this geographic level for farms with Asian Producers.

<sup>a</sup> This race alone or in combination with other races.



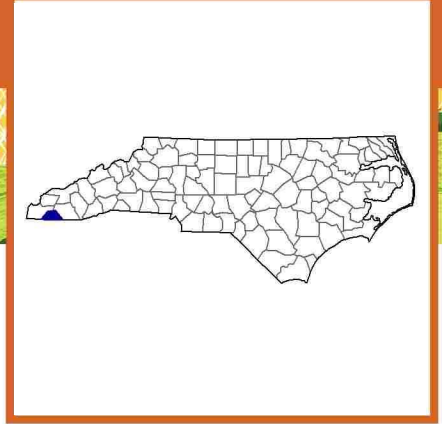


## Clay County, North Carolina Farms with Black or African American Producers<sup>a</sup>

Data not available at this geographic level for farms with Black or African American Producers.

<sup>a</sup> This race alone or in combination with other races.





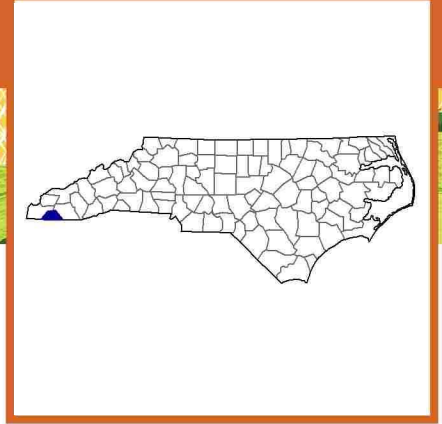
## Clay County, North Carolina Farms with Native Hawaiian or Other Pacific Islander Producers<sup>a</sup>

Data not available at this geographic level for farms with Native Hawaiian or Other Pacific Islander Producers.

<sup>a</sup> This race alone or in combination with other races.





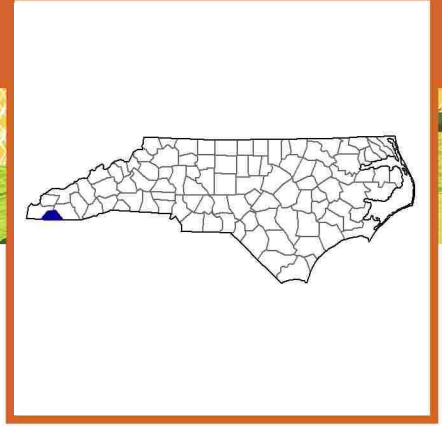


## Clay County, North Carolina Farms with White Producers<sup>a</sup>

**Data not available at this geographic level for farms with White Producers.**

<sup>a</sup> This race alone or in combination with other races.

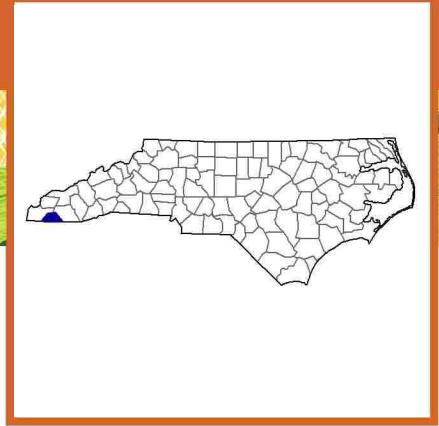




## Clay County, North Carolina Farms with Hispanic, Latino, or Spanish Producers

Data not available at this geographic level for farms with Hispanic, Latino, or Spanish Producers.





## Clay County, North Carolina Farms with Female Producers

### Total and Per Farm Overview, 2017

	Farms with Female Producers	All Farms
Number of farms	53	164
Land in farms (acres)	2,643	12,525
Average size of farm (acres)	50	76
<b>Total</b>	(\$)	(\$)
Market value of products sold	1,303,000	2,929,000
Government payments	44,000	129,000
Farm-related income	65,000	199,000
Total farm production expenses	1,399,000	3,202,000
Net cash farm income	13,000	55,000
<b>Per farm average</b>	(\$)	(\$)
Market value of products sold	24,577	17,857
Government payments (average per farm receiving)	3,958	5,594
Farm-related income	5,434	5,388
Total farm production expenses	26,387	19,523
Net cash farm income	242	334

### Share of Sales by Type (%)

Crops	91
Livestock, poultry, and products	9

### Land in Farms by Use (%) <sup>b</sup>

Cropland	24
Pastureland	18
Woodland	41
Other	17

### Land Use Practices (% of farms)

No till	-
Reduced till	-
Intensive till	6
Cover crop	9

### Farms by Value of Sales

	Number	Percent <sup>b</sup>
Less than \$2,500	23	43
\$2,500 to \$4,999	10	19
\$5,000 to \$9,999	7	13
\$10,000 to \$24,999	10	19
\$25,000 to \$49,999	-	-
\$50,000 to \$99,999	-	-
\$100,000 or more	3	6
<b>Total</b>	53	100

### Farms by Size

	Number	Percent <sup>b</sup>
1 to 9 acres	2	4
10 to 49 acres	35	66
50 to 179 acres	13	25
180 to 499 acres	3	6
500 to 999 acres	-	-
1,000 + acres	-	-
<b>Total</b>	53	100

# 2017 CENSUS OF AGRICULTURE Race/Ethnicity/Gender Profile

Market Value of Agricultural Products Sold		Total Producers <sup>c</sup>	56
	Sales (\$1,000)	No. of Farms	
<b>Total</b>	<b>1,303</b>	<b>53</b>	<b>Age</b>
			<35
			35 – 64
			65 and older
<b>Crops</b>	<b>1,179</b>	<b>36</b>	<b>Race</b>
Grains, oilseeds, dry beans, dry peas	-	-	American Indian/Alaska Native
Tobacco	-	-	Asian
Cotton and cottonseed	-	-	Black/African American
Vegetables, melons, potatoes, sweet potatoes	905	8	Native Hawaiian/Pacific Islander
Fruits, tree nuts, berries	183	7	White
Nursery, greenhouse, floriculture, sod	20	11	More than one race
Cultivated Christmas trees, short rotation woody crops	-	-	<b>Primary occupation</b>
Other crops and hay	71	23	Farming
			Other
<b>Livestock, poultry, and products</b>	<b>124</b>	<b>31</b>	<b>Days worked off farm</b>
Poultry and eggs	(D)	2	None
Cattle and calves	88	15	1 to 199
Milk from cows	-	-	200 +
Hogs and pigs	4	4	<b>Other characteristics</b>
Sheep, goats, wool, mohair, milk	15	9	Hispanic/Latino/Spanish
Horses, ponies, mules, burros, donkeys	12	4	With military service
Aquaculture	-	-	New and beginning farmers
Other animals and animal products	(D)	4	
			<i>Average age (years)</i>
			59.2
<b>Top Crops in Acres <sup>d</sup></b>		<b>Percent of farms that:</b>	<b>Demographic Data in the Census of Agriculture</b>
Forage (hay/haylage), all	379	Have internet access	<p>The agriculture census is a complete count of U.S. farms and ranches and the people who operate them. Demographic information is available at national, state, and county levels, and for classes of farm and congressional districts. Results from the 2017 Census and earlier are available through the searchable database Quick Stats, the new Census Data Query Tool, downloadable PDF reports, maps, and topic-specific Highlights and Profiles.</p> <p>See also the video “What’s New in the 2017 Census?” (<a href="http://www.nass.usda.gov/Newsroom/VideoFeatures/index.php">www.nass.usda.gov/Newsroom/VideoFeatures/index.php</a>).</p>
Vegetables harvested, all	182		
Squash, all	48	<b>66</b>	
Tomatoes in the open	30	Farm organically	
Peppers, Bell	15	<b>-</b>	
		Sell directly to consumers	
		<b>28</b>	
		Hire farm labor	
		<b>13</b>	
		Are family farms	
		<b>98</b>	
<b>Livestock Inventory (Dec 31, 2017)</b>			
Broilers and other meat-type chickens	-		
Cattle and calves	357		
Goats	(D)		
Hogs and pigs	12		
Horses and ponies	29		
Layers	155		
Pullets	55		
Sheep and lambs	144		
Turkeys	-		

See 2017 Census of Agriculture, U.S. Summary and State Data, for complete footnotes, explanations, definitions, commodity descriptions, and methodology.

<sup>a</sup> This race alone or in combination with other races. <sup>b</sup> May not add to 100% due to rounding. <sup>c</sup> Data collected for a maximum of four producers per farm.

<sup>d</sup> Crop commodity names may be shortened; see full names at [www.nass.usda.gov/go/cropnames.pdf](http://www.nass.usda.gov/go/cropnames.pdf). <sup>e</sup> Position below the line does not indicate rank.

(D) Withheld to avoid disclosing data for individual operations. (NA) Not available. (Z) Less than half of the unit shown. (-) Represents zero.